

**Do Higher Priced Hospitals Deliver Higher Priced Care?**  
Decomposing the Relationship Between Prices, Quality, and Concentration

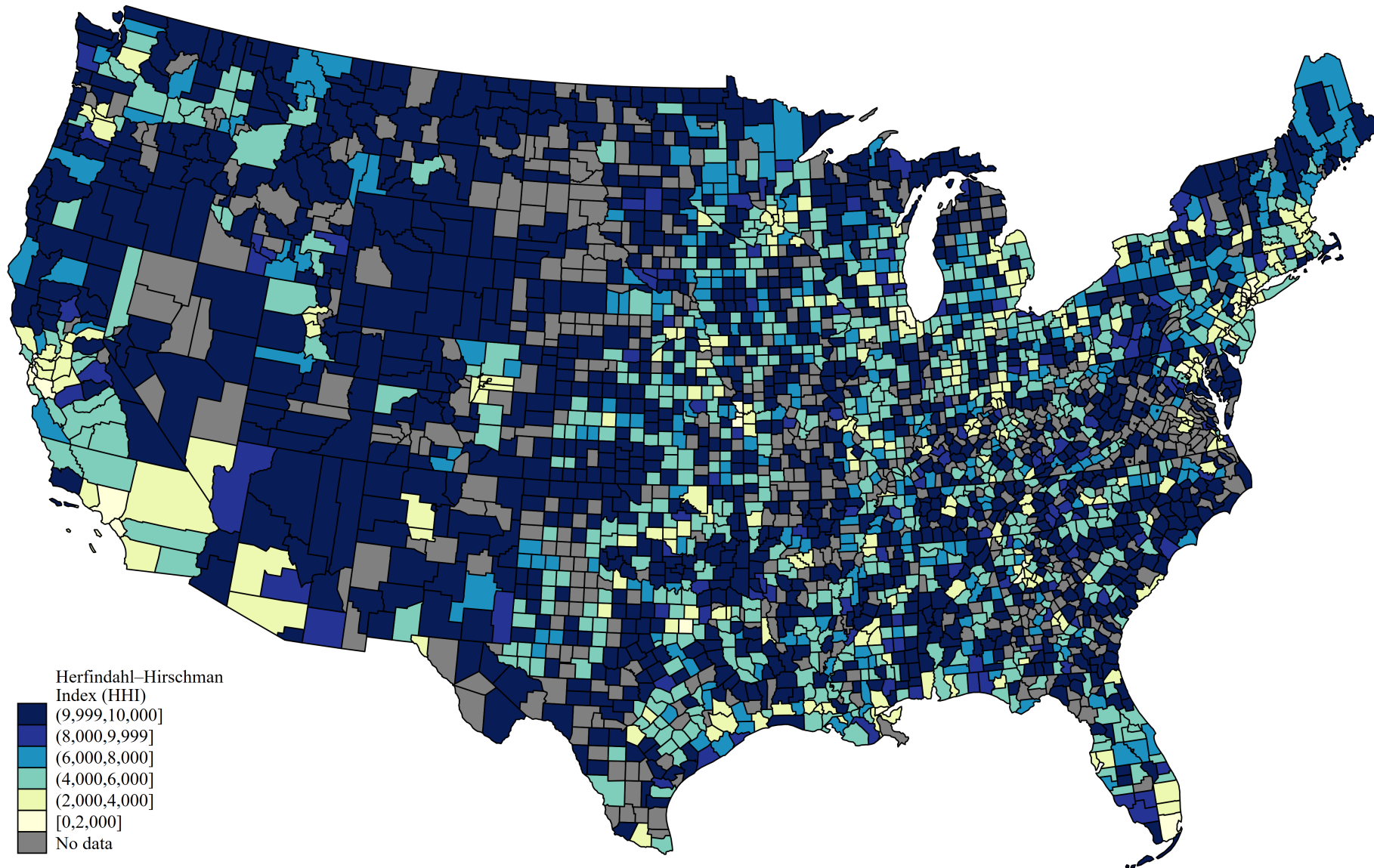
Zack Cooper, Yale University  
Joseph Doyle, MIT  
Jonathan Graves, Vanderbilt University  
Jonathan Gruber, MIT

Supplemental Hospital Market Concentration Maps and Supplemental Tables with Hospital HHI,  
by State

## Table of Contents

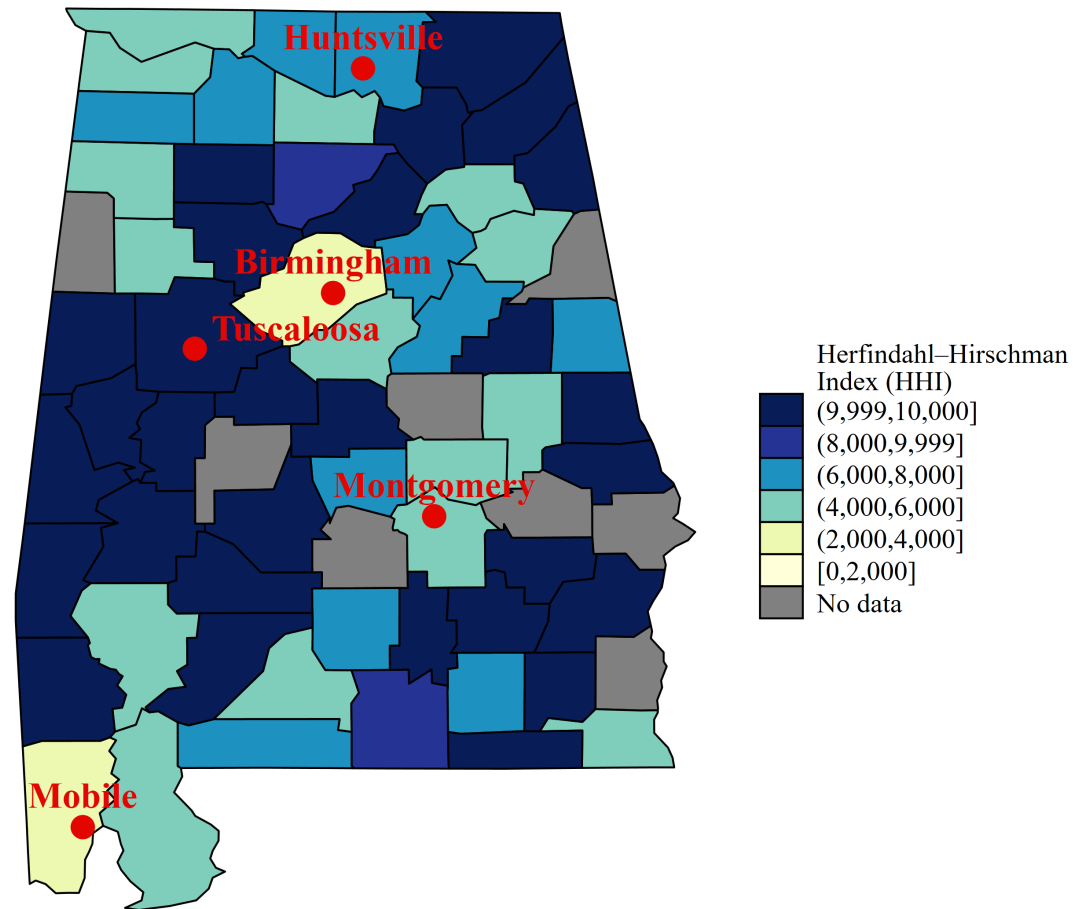
United States . . . . .	2
Alabama . . . . .	3
Arizona . . . . .	6
Arkansas . . . . .	8
California . . . . .	11
Colorado . . . . .	17
Connecticut . . . . .	20
Delaware . . . . .	22
Florida . . . . .	24
Georgia . . . . .	28
Idaho . . . . .	32
Illinois . . . . .	34
Indiana . . . . .	38
Iowa . . . . .	41
Kansas . . . . .	44
Kentucky . . . . .	47
Louisiana . . . . .	50
Maine . . . . .	53
Maryland . . . . .	55
Massachusetts . . . . .	57
Michigan . . . . .	59
Minnesota . . . . .	62
Mississippi . . . . .	65
Missouri . . . . .	68
Montana . . . . .	71
Nebraska . . . . .	73
Nevada . . . . .	76
New Hampshire . . . . .	78
New Jersey . . . . .	80
New Mexico . . . . .	83
New York . . . . .	85
North Carolina . . . . .	89
North Dakota . . . . .	92
Ohio . . . . .	94
Oklahoma . . . . .	98
Oregon . . . . .	101
Pennsylvania . . . . .	103
Rhode Island . . . . .	107
South Carolina . . . . .	109
South Dakota . . . . .	111
Tennessee . . . . .	113
Texas . . . . .	116
Utah . . . . .	123
Vermont . . . . .	125
Virginia . . . . .	127
Washington . . . . .	130
West Virginia . . . . .	133
Wisconsin . . . . .	135
Wyoming . . . . .	138

# Hospital Market Concentration: United States



Note: The Herfindahl-Hirschman Index (HHI) is calculated using bed counts for hospitals in the market. The market around each hospital is defined as all hospitals located within a 30-minute driving time. Hospital bed data are obtained from a range of sources including AHA Annual Survey and Medicare cost reports. We average the hospital-year level HHI across all years from 2007 to 2014 to create a time-invariant HHI. The map presents county-level HHI values, defined as the average (weighted by beds) of the time-invariant HHIs of the hospitals located in each county.

# Hospital Market Concentration: Alabama



33

Note: The Herfindahl-Hirschman index (HHI) is calculated using bed counts for hospitals in the market. The market around each hospital is defined as all hospitals located within a 30-minute driving time. Hospital bed data are obtained from a range of sources including AHA Annual Survey and Medicare cost reports. We average the hospital-year level HHI across all years from 2007 to 2014 to create a time-invariant HHI. The map presents county-level HHI values, defined as the average (weighted by beds) of the HHIs of the hospitals in each county.

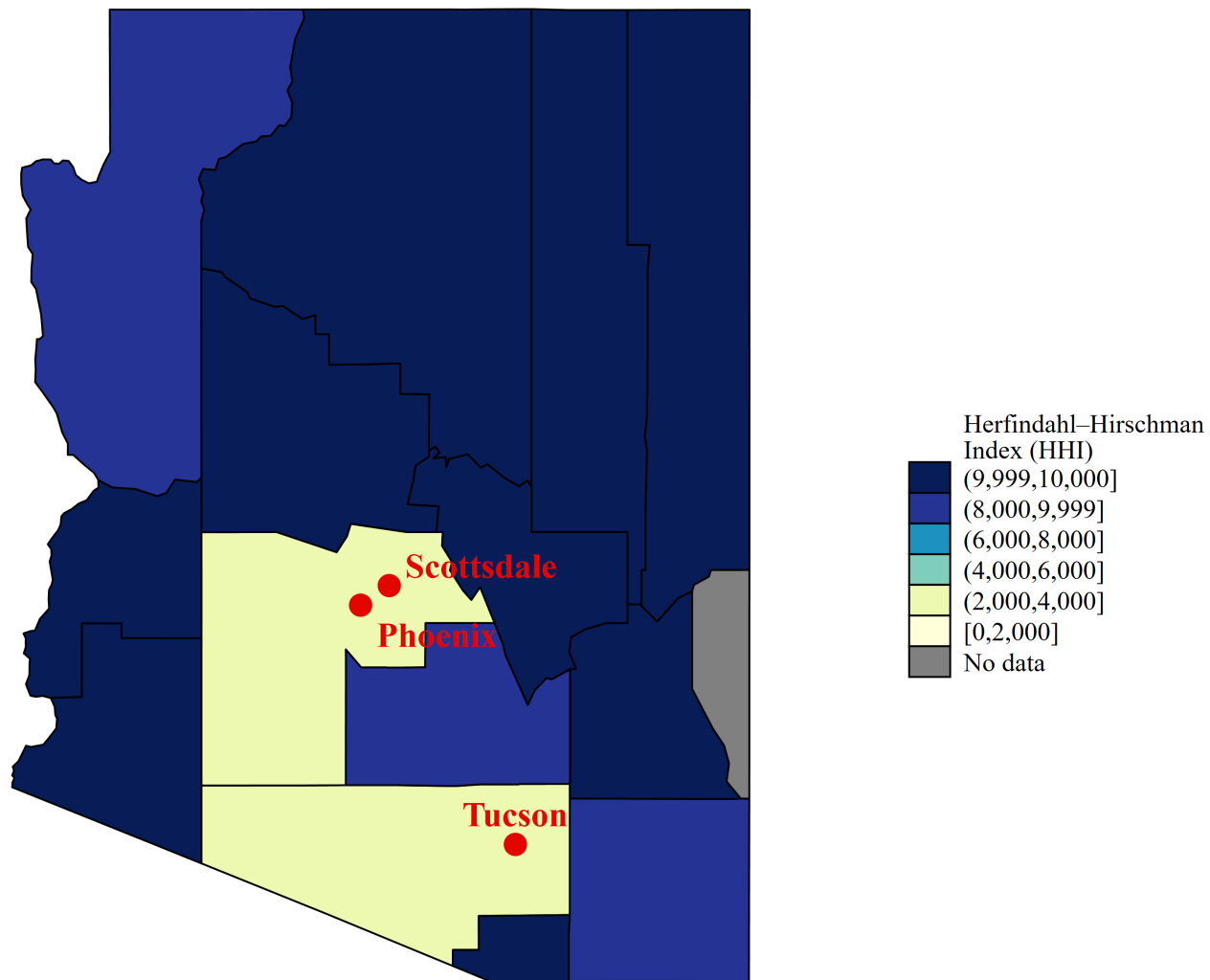
## Time-Invariant Hospital HHI: Alabama

State	City	Hospital Name	Herfindahl–Hirschman Index (HHI)
AL	Alabaster	Shelby Baptist Medical Center	4,619
AL	Alexander City	Russell Medical Center	5,971
AL	Andalusia	Andalusia Regional Hospital	10,000
AL	Anniston	NE Alabama Regional Medical Center	5,418
AL	Anniston	Stringfellow Memorial Hospital	5,418
AL	Ashland	Clay County Hospital	10,000
AL	Athens	Athens-Limestone Hospital	7,254
AL	Atmore	Atmore Community Hospital	10,000
AL	Bay Minette	North Baldwin Infirmary	10,000
AL	Bessemer	Medical West	4,288
AL	Birmingham	Brookwood Medical Center	2,211
AL	Birmingham	Cooper Green Hospital	2,249
AL	Birmingham	Grandview Medical Center	2,211
AL	Birmingham	Physicians Medical Center	2,055
AL	Birmingham	Princeton Baptist Medical Center	2,376
AL	Birmingham	St Vincent’s Birmingham	2,376
AL	Birmingham	St Vincent’s East	2,211
AL	Birmingham	Uab Highlands	2,376
AL	Birmingham	University of Alabama Hospital	2,376
AL	Boaz	Marshall Medical Center South	10,000
AL	Brewton	D. W. Mcmillan Memorial Hospital	5,013
AL	Butler	Choctaw General Hospital	10,000
AL	Camden	J. Paul Jones Hospital	10,000
AL	Carrollton	Pickens County Medical Center	10,000
AL	Centre	Cherokee Medical Center	10,000
AL	Centreville	Bibb Medical Center	10,000
AL	Chatom	Washington County Hospital	10,000
AL	Clanton	Chilton Medical Center	10,000
AL	Cullman	Cullman Regional Medical Center	8,824
AL	Cullman	Woodland Medical Center	5,296
AL	Dadeville	Lake Martin Community Hospital	5,971
AL	Decatur	Decatur General Hospital	6,034
AL	Decatur	Parkway Medical Center	6,345
AL	Demopolis	Bryan W. Whitfield Memorial Hospital	10,000
AL	Dothan	Flowers Hospital	5,553
AL	Dothan	Southeast Alabama Medical Center	5,553
AL	Elba	Elba General Hospital	4,403
AL	Enterprise	Medical Center Enterprise	8,130
AL	Eufaula	Medical Center Barbour	10,000
AL	Eutaw	Greene County Health System	10,000
AL	Evergreen	Evergreen Medical Center	5,497
AL	Fairhope	Thomas Hospital	5,052
AL	Fayette	Fayette Medical Center	5,883
AL	Floral	Floral Memorial Hospital	10,000
AL	Florence	Eliza Coffee Memorial Hospital	5,969
AL	Foley	South Baldwin Regional Medical Center	5,052
AL	Fort Payne	Dekalb Regional Medical Center	10,000
AL	Gadsden	Gadsden Regional Medical Center	5,694
AL	Gadsden	Riverview Regional Medical Center	5,694
AL	Geneva	Wiregrass Medical Center	10,000
AL	Georgiana	Georgiana Hospital	6,096
AL	Greensboro	Hale County Hospital	10,000
AL	Greenville	L. V. Stabler Memorial Hospital	6,096
AL	Grove Hill	Grove Hill Memorial Hospital	4,304

AL	Guntersville	Marshall Medical Center North	10,000
AL	Haleyville	Lakeland Community Hospital	10,000
AL	Hamilton	Marion Regional Medical Center	5,683
AL	Hartselle	Hartselle Medical Center	5,005
AL	Huntsville	Crestwood Medical Center	7,422
AL	Huntsville	Huntsville Hospital	7,422
AL	Jackson	Jackson Medical Center	5,184
AL	Jacksonville	Jacksonville Medical Center	5,418
AL	Jasper	Walker Baptist Medical Center	10,000
AL	Luverne	Crenshaw Community Hospital	10,000
AL	Mobile	Infirmery West	3,243
AL	Mobile	Mobile Infirmery Medical Center	3,199
AL	Mobile	Providence Hospital	3,199
AL	Mobile	Springhill Memorial Hospital	3,199
AL	Mobile	University of South Alabama Medical Center	3,199
AL	Monroeville	Monroe County Hospital	10,000
AL	Montgomery	Baptist Medical Center East	5,765
AL	Montgomery	Baptist Medical Center South	5,918
AL	Montgomery	Jackson Hospital And Clinic	5,918
AL	Moulton	Lawrence Medical Center	7,365
AL	Muscle Shoals	Shoals Hospital	4,606
AL	Northport	Northport Medical Center	10,000
AL	Oneonta	St Vincent's Blount	10,000
AL	Opelika	East Alabama Medical Center	10,000
AL	Opp	Mizell Memorial Hospital	7,562
AL	Ozark	Dale Medical Center	10,000
AL	Pell City	St Vincent's St Clair	7,656
AL	Prattville	Prattville Baptist Hospital	7,090
AL	Red Bay	Red Bay Hospital	10,000
AL	Roanoke	Randolph Medical Center	5,007
AL	Russellville	Russellville Hospital	5,135
AL	Scottsboro	Highlands Medical Center	10,000
AL	Selma	Vaughan Regional Medical Center	10,000
AL	Sheffield	Helen Keller Hospital	5,969
AL	Sylacauga	Coosa Valley Medical Center	5,163
AL	Talladega	Citizens Baptist Medica Center	7,656
AL	Tallassee	Community Hospital	5,082
AL	Thomasville	Southwest Alabama Medical Center	5,256
AL	Troy	Troy Regional Medical Center	10,000
AL	Tuscaloosa	DCH Regional Medical Center	10,000
AL	Union Springs	Bullock County Hospital	10,000
AL	Valley	East Alabama Medical Center-Lanier	10,000
AL	Wedowee	Wedowee Hospital	8,128
AL	Wetumpka	Elmore Community Hospital	5,082
AL	Winfield	Northwest Medical Center	4,569
AL	York	Hill Hospital of Sumter County	10,000

Note: The Herfindahl–Hirschman Index (HHI) is calculated using bed counts for hospitals in the market. The market around each hospital is defined as all hospitals located within a 30-minutes driving time. Hospital bed data are obtained from a range of sources including AHA Annual Survey and Medicare cost reports. We average the hospital-year level HHI across all years from 2007 to 2014 to create a time-invariant HHI.

## Hospital Market Concentration: Arizona



9

Note: The Herfindahl-Hirschman Index (HHI) is calculated using bed counts for hospitals in the market. The market around each hospital is defined as all hospitals located within a 30-minute driving time. Hospital bed data are obtained from a range of sources including AHA Annual Survey and Medicare cost reports. We average the hospital-year level HHI across all years from 2007 to 2014 to create a time-invariant HHI. The map presents county-level HHI values, defined as the average (weighted by beds) of the time-invariant HHIs of the hospitals located in each county.

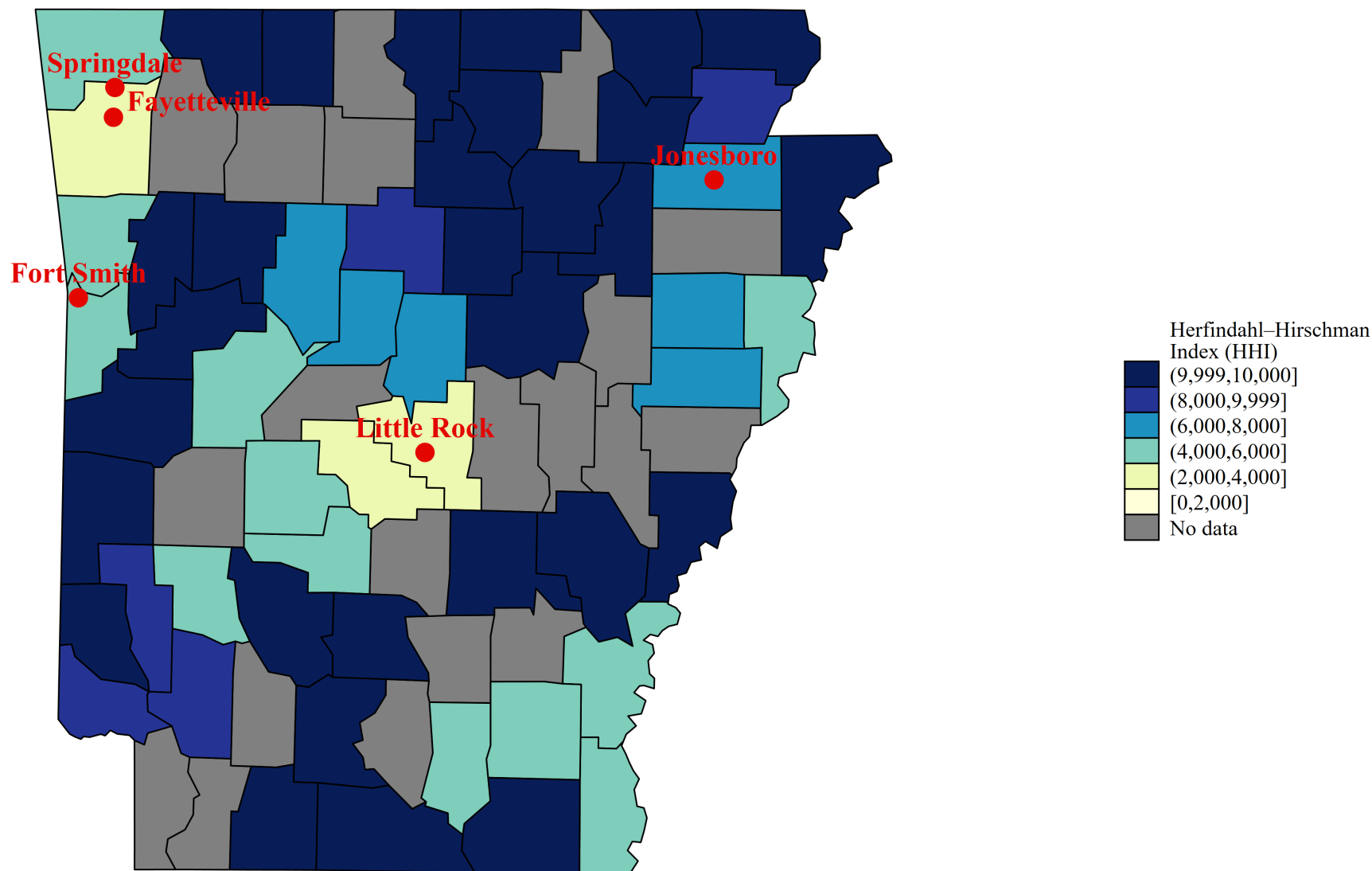
# Time-Invariant Hospital HHI: Arizona

State	City	Hospital Name	Herfindahl–Hirschman Index (HHI)
AZ	Apache Junction	Banner Goldfield Medical Center	5,222
AZ	Benson	Benson Hospital	10,000
AZ	Bisbee	Copper Queen Community Hospital	5,986
AZ	Bullhead City	Western Arizona Regional Medical Center	10,000
AZ	Casa Grande	Banner Casa Grande Medical Center	10,000
AZ	Chandler	Chandler Regional Medical Center	2,863
AZ	Cottonwood	Verde Valley Medical Center	10,000
AZ	Douglas	Southeast Arizona Medical Center	5,412
AZ	Flagstaff	Flagstaff Medical Center	10,000
AZ	Florence	Florence Community Healthcare	10,000
AZ	Gilbert	Banner Gateway Medical Center	2,885
AZ	Gilbert	Gilbert Hospital	5,818
AZ	Gilbert	Mercy Gilbert Medical Center	5,242
AZ	Glendale	Abrazo Arrowhead Campus	2,790
AZ	Glendale	Banner Thunderbird Medical Center	2,088
AZ	Globe	Cobre Valley Community Hospital	10,000
AZ	Goodyear	Abrazo West Campus	2,418
AZ	Kingman	Hualapai Mountain Medical Center	5,968
AZ	Kingman	Kingman Regional Medical Center	9,496
AZ	Lake Havasu City	Havasu Regional Medical Center	10,000
AZ	Mesa	Banner Baywood Medical Center	5,197
AZ	Mesa	Banner Desert Medical Center	2,149
AZ	Mesa	Banner Mesa Medical Center	2,275
AZ	Nogales	Carondelet Holy Cross Hospital	10,000
AZ	Oro Valley	Northwest Medical Center	10,000
AZ	Page	Page Hospital	10,000
AZ	Parker	La Paz Regional Hospital	10,000
AZ	Payson	Payson Regional Medical Center	10,000
AZ	Phoenix	Abrazo Central Campus	2,123
AZ	Phoenix	Abrazo Maryvale Campus	2,431
AZ	Phoenix	Abrazo Scottsdale Campus	1,730
AZ	Phoenix	Banner Estrella Medical Center	2,781
AZ	Phoenix	Banner Good Samaritan Medical Center	1,944
AZ	Phoenix	Honorhealth Deer Valley Medical Center	2,049
AZ	Phoenix	Honorhealth John C. Lincoln Medical Center	1,671
AZ	Phoenix	Maricopa Integrated Health	1,734
AZ	Phoenix	Mayo Clinic Hospital	1,849
AZ	Phoenix	St Joseph's Hospital And Medical Center	2,018
AZ	Phoenix	St Luke's Medical Center	1,734
AZ	Prescott	Yavapai Regional Medical Center	10,000
AZ	Prescott Valley	Yavapai Regional Medical Center - East	10,000
AZ	Safford	Mt Graham Regional Medical Center	10,000
AZ	San Tan Valley	Banner Ironwood Medical Center	4,648
AZ	Scottsdale	Honorhealth Scottsdale Osborn Medical Center	1,892
AZ	Scottsdale	Honorhealth Scottsdale Shea Medical Center	1,889
AZ	Scottsdale	Honorhealth Scottsdale Thompson Peak Medical Center	1,848
AZ	Show Low	Summit Healthcare Regional Medical Center	10,000
AZ	Sierra Vista	Canyon Vista Medical Center	10,000
AZ	Springerville	White Mountain Regional Medical Center	10,000
AZ	Sun City	Banner Boswell Medical Center	4,725
AZ	Sun City West	Banner Del E. Webb Medical Center	6,156
AZ	Tempe	Tempe St Luke's Hospital	2,276
AZ	Tucson	Banner - University Medical Center South	2,818
AZ	Tucson	Banner - University Medical Center Tucson	2,818
AZ	Tucson	Carondelet St Joseph's Hospital	3,461
AZ	Tucson	Carondelet St Mary's Hospital	2,818
AZ	Tucson	El Dorado Hospital	3,461
AZ	Tucson	Northwest Medical Center	3,490
AZ	Tucson	TMC Healthcare	2,818
AZ	Wickenburg	Wickenburg Community Hospital	10,000
AZ	Willcox	Northern Cochise Community Hospital	10,000
AZ	Winslow	Little Colorado Medical Center	10,000
AZ	Yuma	Yuma Regional Medical Center	10,000

Note: The Herfindahl–Hirschman Index (HHI) is calculated using bed counts for hospitals in the market. The market around each hospital is defined as all hospitals located within a 30-minutes driving time. Hospital bed data are obtained from a range of sources including AHA Annual Survey and Medicare cost reports. We average the hospital-year level HHI across all years from 2007 to 2014 to create a time-invariant HHI.



# Hospital Market Concentration: Arkansas



8

Note: The Herfindahl-Hirschman Index (HHI) is calculated using bed counts for hospitals in the market. The market around each hospital is defined as all hospitals located within a 30-minute driving time. Hospital bed data are obtained from a range of sources including AHA Annual Survey and Medicare cost reports. We average the hospital-year level HHI across all years from 2007 to 2014 to create a time-invariant HHI. The map presents county-level HHI values, defined as the average (weighted by beds) of the time-invariant HHIs of the hospitals located in each county.

# Time-Invariant Hospital HHI: Arkansas

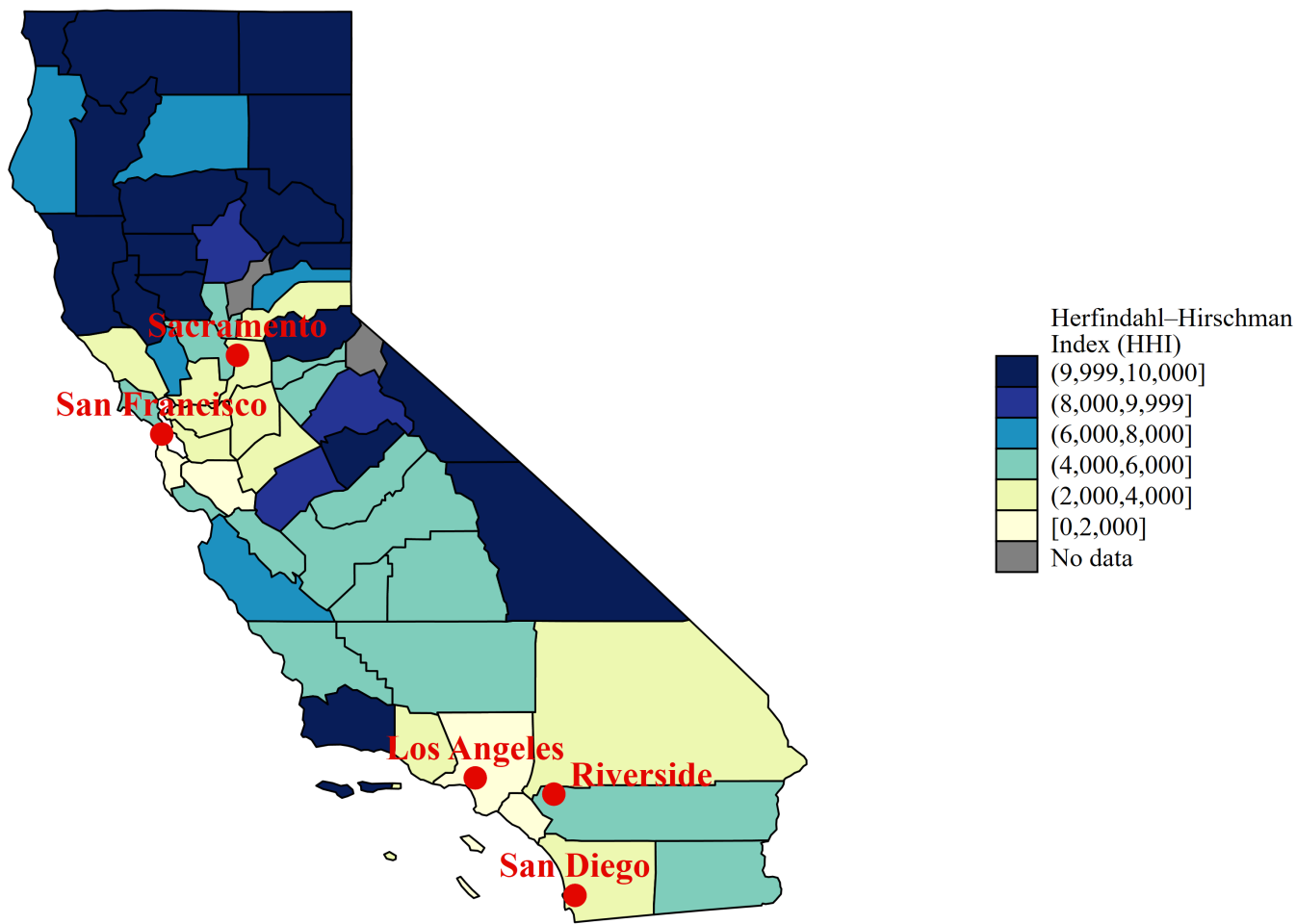
State	City	Hospital Name	Herfindahl–Hirschman Index (HHI)
AR	Arkadelphia	Baptist Health Medical Center	10,000
AR	Ashdown	Little River Memorial Hospital	8,662
AR	Batesville	White River Medical Center	10,000
AR	Benton	Saline Memorial Hospital	2,944
AR	Bentonville	Northwest Medical Center	3,588
AR	Berryville	Mercy Hospital Berryville	10,000
AR	Blytheville	Great River Medical Center	10,000
AR	Booneville	Booneville Community Hospital	10,000
AR	Calico Rock	Community Medical Center	10,000
AR	Camden	Ouachita County Medical Center	10,000
AR	Clarksville	Johnson Regional Medical Center	10,000
AR	Clinton	Ozark Health Medical Center	10,000
AR	Conway	Conway Regional Medical Center	7,383
AR	Crossett	Ashley County Medical Center	10,000
AR	Danville	Chambers Memorial Hospital	5,028
AR	Dardanelle	River Valley Medical Center	4,932
AR	De Queen	De Queen Medical Center	10,000
AR	Dewitt	Dewitt Hospital	10,000
AR	Dumas	Delta Memorial Hospital	5,003
AR	El Dorado	Medical Center of South Arkansas	10,000
AR	Eureka Springs	Eureka Springs Hospital	10,000
AR	Fayetteville	Washington Regional Medical Center	3,588
AR	Fordyce	Dallas County Medical Center	10,000
AR	Forrest City	Forrest City Medical Center	6,922
AR	Fort Smith	Mercy Hospital Fort Smith	4,761
AR	Fort Smith	Sparks Regional Medical Center	4,761
AR	Gravette	Ozarks Community Hospital	8,558
AR	Harrison	North Arkansas Regional Medical Center	10,000
AR	Heber Springs	Baptist Health Medical Center	10,000
AR	Helena	Helena Regional Medical Center	10,000
AR	Hope	Medical Park Hospital	10,000
AR	Hot Springs	CHI St Vincent Hot Springs	5,050
AR	Hot Springs	Healthpark Hospital	4,795
AR	Hot Springs	National Park Medical Center	5,050
AR	Jacksonville	North Metro Medical Center	3,838
AR	Jonesboro	Nea Baptist Memorial Hospital	6,127
AR	Jonesboro	St Bernards Medical Center	6,576
AR	Lake Village	Chicot Memorial Hospital	4,502
AR	Little Rock	Baptist Health Medical Center	3,253
AR	Little Rock	CHI St Vincent Infirmiry Medical Center	3,253
AR	Little Rock	Southwest Regional Medical Center	3,276
AR	Little Rock	St Vincent Doctors Hospital	3,253
AR	Little Rock	Uams Medical Center	3,253
AR	Magnolia	Magnolia Hospital	10,000
AR	Malvern	Baptist Health Medical Center-Hot Spring County	5,428
AR	Mcgehee	Mcgehee-Desha County Hospital	3,335
AR	Mena	Mena Regional Health System	10,000
AR	Monticello	Drew Memorial Hospital	5,152
AR	Morrilton	St Anthony's Medical Center	7,383
AR	Mountain Home	Baxter Regional Medical Center	10,000
AR	Mountain View	Stone County Medical Center	10,000
AR	Murfreesboro	Pike County Memorial Hospital	5,139
AR	Nashville	Howard Memorial Hospital	8,177
AR	Newport	Harris Hospital	10,000
AR	North Little Rock	Baptist Health Medical Center	3,380
AR	Osceola	SMC Regional Medical Center	10,000
AR	Ozark	Mercy Hospital Ozark	10,000
AR	Paragould	Arkansas Methodist Medical Center	8,779
AR	Paris	Mercy Hospital Paris	10,000
AR	Piggott	Piggott Community Hospital	10,000
AR	Pine Bluff	Jefferson Regional Medical Center	10,000
AR	Pocahontas	Five Rivers Medical Center	10,000
AR	Rogers	Mercy Hospital Rogers	3,588
AR	Russellville	Saint Mary's Regional Medical Center	6,881
AR	Salem	Fulton County Hospital	10,000
AR	Searcy	Central Arkansas Hospital	10,000
AR	Searcy	White County Medical Center	10,000
AR	Sherwood	CHI St Vincent Medical Center-North	3,380

AR	Siloam Springs	Siloam Springs Memorial Hospital	8,918
AR	Springdale	Northwest Medical Center	3,588
AR	Stuttgart	Baptist Health Medical Center	10,000
AR	Van Buren	Sparks Medical Center - Van Buren	4,761
AR	Waldron	Mercy Hospital of Scott County	10,000
AR	Walnut Ridge	Lawrence Memorial Hospital	10,000
AR	Warren	Bradley County Medical Center	5,152
AR	West Memphis	Crittenden Memorial Hospital	5,773
AR	Wynne	Crossridge Community Hospital	6,922

---

Note: The Herfindahl–Hirschman Index (HHI) is calculated using bed counts for hospitals in the market. The market around each hospital is defined as all hospitals located within a 30-minutes driving time. Hospital bed data are obtained from a range of sources including AHA Annual Survey and Medicare cost reports. We average the hospital-year level HHI across all years from 2007 to 2014 to create a time-invariant HHI.

# Hospital Market Concentration: California



11

Note: The Herfindahl-Hirschman Index (HHI) is calculated using bed counts for hospitals in the market. The market around each hospital is defined as all hospitals located within a 30-minutes driving time. Hospital bed data are obtained from a range of sources including AHA Annual Survey and Medicare cost reports. We average the hospital-year level HHI across all years from 2007 to 2014 to create a time-invariant HHI. The map presents county-level HHI values, defined as the average (weighted by beds) of the time-invariant HHIs of the hospitals located in each county.

# Time-Invariant Hospital HHI: California

State	City	Hospital Name	Herfindahl–Hirschman Index (HHI)
CA	Alameda	Alameda Hospital	3,133
CA	Alhambra	Alhambra Hospital Medical Center	642
CA	Alturas	Modoc Medical Center	10,000
CA	Anaheim	Ahmc Anaheim Regional Medical Center	1,248
CA	Anaheim	Anaheim General Hospital	1,075
CA	Anaheim	Anaheim Medical Center	985
CA	Anaheim	West Anaheim Medical Center	1,029
CA	Anaheim	Western Medical Center Anaheim	1,075
CA	Antioch	Antioch Medical Center	3,389
CA	Antioch	Sutter Delta Medical Center	2,680
CA	Apple Valley	St Joseph Health St Mary	3,721
CA	Arcadia	Methodist Hospital of Southern Ca	1,036
CA	Arcata	Mad River Community Hospital	5,936
CA	Arroyo Grande	Arroyo Grande Community Hospital	6,076
CA	Auburn	Sutter Auburn Faith Hospital	5,328
CA	Avalon	Catalina Island Medical Center	10,000
CA	Bakersfield	Bakersfield Memorial Hospital	4,352
CA	Bakersfield	Kern Medical Center	4,352
CA	Bakersfield	Mercy Hospital	4,352
CA	Bakersfield	San Joaquin Community Hospital	4,352
CA	Baldwin Park	Baldwin Park Medical Center	860
CA	Banning	San Gorgonio Memorial Hospital	2,867
CA	Barstow	Barstow Community Hospital	10,000
CA	Bellflower	Bellflower Medical Center	681
CA	Berkeley	Alta Bates Summit Medical Center	2,284
CA	Big Bear Lake	Bear Valley Community Hospital	10,000
CA	Bishop	Northern Inyo Hospital	10,000
CA	Blythe	Palo Verde Hospital	10,000
CA	Brawley	Pioneers Memorial Healthcare Dist	5,221
CA	Burbank	Providence Saint Joseph Center	653
CA	Burlingame	Mills-Peninsula Health Services	1,723
CA	Camarillo	St John's Pleasant Valley Hospital	2,765
CA	Carmichael	Mercy San Juan Medical Center	2,667
CA	Castro Valley	Eden Medical Center	2,546
CA	Cedarville	Surprise Valley Healthcare	10,000
CA	Chester	Seneca Healthcare District	10,000
CA	Chico	Enloe Medical Center	10,000
CA	Chino	Chino Valley Medical Center	1,751
CA	Chowchilla	Chowchilla Dist Memorial Hospital	5,430
CA	Chula Vista	Scripps Memorial Hospital	2,678
CA	Chula Vista	Sharp Chula Vista Medical Center	2,850
CA	Clearlake	Redbud Community Hospital	10,000
CA	Clovis	Clovis Community Medical Center	4,975
CA	Coalinga	Coalinga Regional Medical Center	10,000
CA	Colton	Arrowhead Regional Medical Center	1,239
CA	Colusa	Colusa Regional Medical Center	10,000
CA	Concord	John Muir Medical Center	2,328
CA	Corcoran	Corcoran District Hospital	6,528
CA	Corona	Corona Regional Medical Center	1,965
CA	Coronado	Sharp Coronado Hospital	2,649
CA	Covina	Citrus Valley Medical Center	1,365
CA	Crescent City	Sutter Coast Hospital	10,000
CA	Culver City	Brotman Medical Center	792
CA	Daly City	Seton Medical Center	2,189
CA	Davis	Sutter Davis Hospital	3,948
CA	Delano	Delano Regional Medical Center	10,000
CA	Downey	Downey Regional Medical Center	783
CA	Downey	Downey Regional Medical Center	682
CA	El Centro	El Centro Regional Medical Center	5,221
CA	Encinitas	Scripps Memorial Hospital-Encinitas	2,427
CA	Encino	Encino Hospital Medical Center	894
CA	Escondido	Palomar Medical Center	5,340
CA	Eureka	General Hospital	5,936
CA	Eureka	Saint Joseph Hospital	5,936
CA	Fairfield	Northbay Medical Center	3,991
CA	Fall River Mills	Mayers Memorial Hospital Dist	10,000
CA	Fallbrook	Fallbrook Hospital	5,269
CA	Folsom	Mercy Hospital of Folsom	4,662

CA	Fontana	Fontana Medical Center	1,223
CA	Fort Bragg	Mendocino Coast Dist Hospital	10,000
CA	Fortuna	Redwood Memorial Hospital	10,000
CA	Fountain Valley	Fountain Valley Regional Hospital	1,223
CA	Fountain Valley	Orange Coast Memorial Medical Center	1,093
CA	Fremont	Fremont Medical Center	1,969
CA	Fremont	Washington Hospital	1,925
CA	French Camp	San Joaquin General Hospital	1,719
CA	Fresno	Community Regional Medical Center	4,148
CA	Fresno	Fresno Medical Center	4,975
CA	Fresno	Saint Agnes Medical Center	4,975
CA	Fresno	University Medical Center	4,679
CA	Fullerton	St Jude Medical Center	1,146
CA	Garberville	Jerold Phelps Community Hospital	10,000
CA	Garden Grove	Garden Grove Hospital And Medical Center	1,101
CA	Gardena	Memorial Hospital of Gardena	622
CA	Gilroy	Saint Louise Regional Hospital	3,854
CA	Glendale	Glendale Adventist Medical Center	687
CA	Glendale	Glendale Memorial Hospital And Health Center	622
CA	Glendale	Usc Verdugo Hills Hospital	644
CA	Glendora	East Valley Hospital Medical Center	1,469
CA	Grass Valley	Sierra Nevada Memorial Hospital	5,196
CA	Greenbrae	Marin General Hospital	4,503
CA	Gridley	Biggs-Gridley Memorial Hospital	3,899
CA	Hanford	Central Valley General Hospital	3,908
CA	Hanford	Hanford Community Medical Center	4,233
CA	Harbor City	Kaiser Foundation Hospital	894
CA	Hayward	Hayward Medical Center	1,995
CA	Hayward	St Rose Hospital	2,039
CA	Healdsburg	Healdsburg District Hospital	3,622
CA	Hemet	Hemet Valley Medical Center	10,000
CA	Hollister	Hazel Hawkins Memorial Hospital	5,067
CA	Huntington Beach	Huntington Beach Hospital	1,260
CA	Huntington Park	Comm Hospital of Huntington Park	934
CA	Indio	John F. Kennedy Memorial Hospital	6,218
CA	Inglewood	Centinela Hospital Medical Center	1,042
CA	Irvine	Irvine Regional Hospital And Medical Center	1,505
CA	Jackson	Sutter Amador Hospital	5,356
CA	Joshua Tree	Hi-Desert Medical Center	10,000
CA	King City	George L. Mee Memorial Hospital	10,000
CA	Kingsburg	Kingsburg Medical Center	2,912
CA	La Jolla	Scripps Green Hospital	2,166
CA	La Jolla	Scripps Memorial Hospital-La Jolla	2,166
CA	La Mesa	Sharp Grossmont Hospital	2,678
CA	La Palma	La Palma Intercommunity Hospital	784
CA	Laguna Beach	Mission Hospital Laguna Beach	4,680
CA	Laguna Hills	Saddleback Memorial Medical Center	1,733
CA	Lake Arrowhead	Mountains Community Hospital	10,000
CA	Lakeport	Sutter Lakeside Hospital	10,000
CA	Lakewood	Lakewood Regional Medical Center	662
CA	Lancaster	Antelope Valley Hospital	6,073
CA	Livermore	Valleycare Medical Center	5,411
CA	Lodi	Lodi Memorial Hospital	2,750
CA	Loma Linda	Loma Linda University Medical Center	1,754
CA	Lompoc	Lompoc Valley Medical Center	10,000
CA	Lone Pine	Southern Inyo Healthcare Dist	10,000
CA	Long Beach	College Medical Center	894
CA	Long Beach	Community Hospital Long Beach	813
CA	Long Beach	Long Beach Memorial Medical Center	798
CA	Long Beach	St Mary Medical Center	1,017
CA	Los Alamitos	Los Alamitos Medical Center	737
CA	Los Angeles	California Hospital Medical Center	576
CA	Los Angeles	Cedars-Sinai Medical Center	1,027
CA	Los Angeles	City of Angels Medical Center	520
CA	Los Angeles	East Los Angeles Doctors Hospital	553
CA	Los Angeles	Good Samaritan Hospital	586
CA	Los Angeles	Hollywood Community Hospital	661
CA	Los Angeles	Hollywood Presby Medical Center	629
CA	Los Angeles	Kaiser Foundation Hospital	646
CA	Los Angeles	Kaiser Foundation Hospital	632
CA	Los Angeles	Keck Hospital of Usc	609
CA	Los Angeles	Lac/University of Southern California Medical Center	604
CA	Los Angeles	Los Angeles Community Hospital	520
CA	Los Angeles	Los Angeles Metro Medical Center	561

CA	Los Angeles	Miracle Mile Medical Center	730
CA	Los Angeles	Olympia Medical Center	825
CA	Los Angeles	Pacific Alliance Medical Center	587
CA	Los Angeles	Ronald Reagan UCLA Medical Center	1,041
CA	Los Angeles	St Vincent Medical Center	586
CA	Los Angeles	Temple Community Hospital	562
CA	Los Angeles	White Memorial Medical Center	547
CA	Los Banos	Memorial Hospital Los Banos	10,000
CA	Los Gatos	Comm Hospital of Los Gatos	1,772
CA	Loyalton	Eastern Plumas Health Care	10,000
CA	Lynwood	St Francis Medical Center	754
CA	Madera	Madera Community Hospital	4,178
CA	Mammoth Lakes	Mammoth Hospital	10,000
CA	Manteca	Doctors Hospital of Manteca	2,116
CA	Manteca	Kaiser Foundation Hospital	2,332
CA	Marina Del Rey	Centinela Freeman Medical Center	975
CA	Mariposa	John C. Fremont Healthcare	10,000
CA	Martinez	Contra Costa Regional Medical Center	2,745
CA	Merced	Mercy Medical Center Merced	9,115
CA	Merced	Mercy Medical Center Merced	9,115
CA	Mission Hills	Providence Holy Cross Medical Center	949
CA	Mission Viejo	Mission Hospital	2,624
CA	Modesto	Doctors Medical Center	2,543
CA	Modesto	Memorial Medical Center	3,996
CA	Montclair	Montclair Hospital Medical Center	1,633
CA	Montebello	Beverly Hospital	792
CA	Monterey	Comm Hospital Monterey Peninsula	10,000
CA	Monterey Park	Garfield Medical Center	541
CA	Monterey Park	Monterey Park Hospital	566
CA	Moreno Valley	Kaiser Permanente Moreno Valley Medical Center	2,572
CA	Moreno Valley	Riverside County Regional Medical Center	2,572
CA	Mount Shasta	Mercy Medical Center Mount Shasta	10,000
CA	Mountain View	El Camino Hospital	1,669
CA	Murrieta	Loma Linda University Medical Center-Murrieta	4,227
CA	Murrieta	Rancho Springs Medical Center	4,083
CA	Napa	Queen of The Valley Medical Center	4,202
CA	National City	Paradise Valley Hospital	2,678
CA	Needles	Colorado River Medical Center	10,000
CA	Newport Beach	Hoag Memorial Hospital Presbyterian	1,446
CA	Northridge	Northridge Hospital Medical Center	1,280
CA	Norwalk	Coast Plaza Doctors Hospital	606
CA	Novato	Novato Community Hospital	4,326
CA	Oakdale	Oak Valley Hospital District	3,883
CA	Oakland	Alameda County Medical Center	1,996
CA	Oakland	Alta Bates Summit Medical Center	1,993
CA	Oakland	Kaiser Foundation Hospital	1,993
CA	Oceanside	Tri-City Medical Center	3,669
CA	Ojai	Ojai Valley Community Hospital	10,000
CA	Ontario	Kaiser Permanente Ontario Medical Center	1,469
CA	Orange	Chapman Medical Center	1,285
CA	Orange	St Joseph Hospital	1,101
CA	Orange	UC Irvine Medical Center	1,082
CA	Oroville	Oroville Hospital	6,301
CA	Oxnard	St John's Regional Medical Center	2,680
CA	Palm Springs	Desert Regional Medical Center	5,037
CA	Palmdale	Palmdale Regional Medical Center	6,073
CA	Palo Alto	Stanford Health Care	2,000
CA	Panorama City	Kaiser Foundation Hospital	963
CA	Panorama City	Mission Community Hospital	924
CA	Paradise	Feather River Hospital	10,000
CA	Paramount	Promise Hospital of East La	651
CA	Pasadena	Huntington Memorial Hospital	637
CA	Petaluma	Petaluma Valley Hospital	2,953
CA	Placentia	Placentia-Linda Hospital	1,320
CA	Placerville	Marshall Medical Center	10,000
CA	Pleasanton	Valleycare Medical Center	2,037
CA	Pomona	Pomona Valley Hospital Medical Center	1,181
CA	Porterville	Sierra View District Hospital	10,000
CA	Portola	Eastern Plumas Dist Hospital	10,000
CA	Poway	Pomerado Hospital	2,689
CA	Quincy	Plumas District Hospital	10,000
CA	Rancho Mirage	Eisenhower Medical Center	5,175
CA	Red Bluff	St Elizabeth Community Hospital	10,000
CA	Redding	Mercy Medical Center Redding	5,517

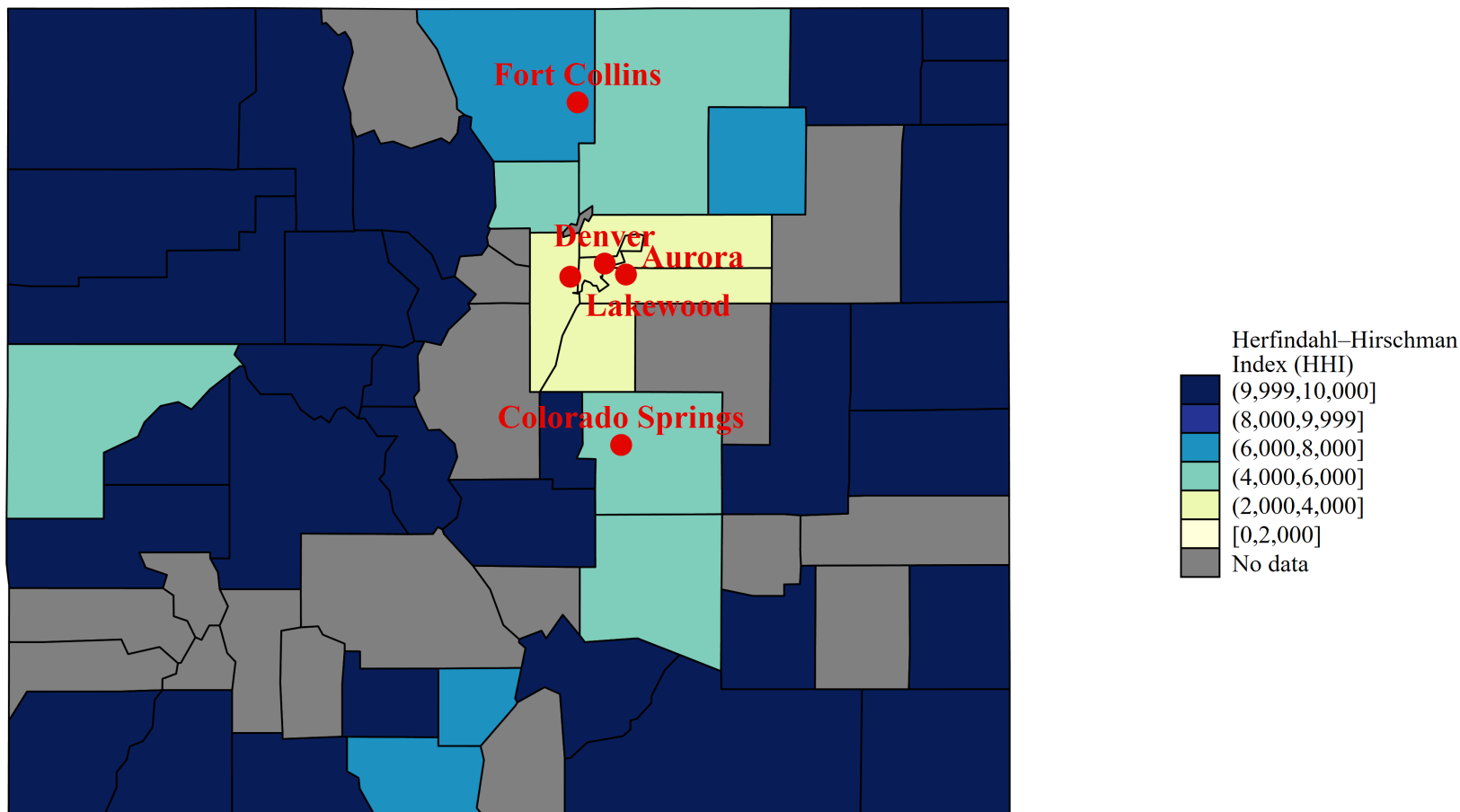
CA	Redding	Shasta Regional Medical Center	5,517
CA	Redlands	Redlands Community Hospital	1,591
CA	Redwood City	Kaiser Foundation Hospital	1,854
CA	Redwood City	Sequoia Hospital	1,606
CA	Reedley	Adventist Medical Center-Reedley	6,935
CA	Ridgecrest	Ridgecrest Regional Hospital	10,000
CA	Riverside	Kaiser Foundation Hospital	2,179
CA	Riverside	Parkview Community Hospital Medical Center	1,728
CA	Riverside	Riverside Community Hospital	1,307
CA	Roseville	Kaiser Permanente Roseville Medical Center	2,632
CA	Roseville	Sutter Roseville Medical Center	2,689
CA	Sacramento	Kaiser Foundation Hospital	2,633
CA	Sacramento	Kaiser Foundation Hospital	2,670
CA	Sacramento	Mercy General Hospital	2,633
CA	Sacramento	Methodist Hospital of Sacramento	2,528
CA	Sacramento	Sutter Medical Center	2,633
CA	Sacramento	Univ of Ca, Davis Medical Center	2,675
CA	Saint Helena	St Helena Hospital	10,000
CA	Salinas	Natividad Medical Center	5,343
CA	Salinas	Salinas Valley Memorial Healthcare System	3,534
CA	San Andreas	Mark Twain Medical Center	5,356
CA	San Bernardino	Comm Hospital of San Bernardino	1,757
CA	San Bernardino	St Bernardine Medical Center	1,995
CA	San Clemente	Saddleback Memorial Medical Center	4,680
CA	San Diego	Alvarado Hospital	2,379
CA	San Diego	Kaiser Foundation Hospital	2,392
CA	San Diego	Scripps Mercy Hospital	2,392
CA	San Diego	Sharp Memorial Hospital	2,392
CA	San Diego	UC San Diego Health	2,649
CA	San Dimas	San Dimas Community Hospital	1,365
CA	San Francisco	California Pacific Medical Center	2,153
CA	San Francisco	Chinese Hospital	2,097
CA	San Francisco	Kaiser Foundation Hospital	2,205
CA	San Francisco	Saint Francis Memorial Hospital	1,751
CA	San Francisco	San Francisco General Hospital Medical Center	2,112
CA	San Francisco	St Luke's Hospital	1,986
CA	San Francisco	St Mary's Medical Center	2,205
CA	San Francisco	Ucsf Medical Center	1,863
CA	San Gabriel	San Gabriel Valley Medical Center	901
CA	San Jose	Good Samaritan Hospital	1,772
CA	San Jose	Kaiser Foundation Hospital	2,080
CA	San Jose	O'Connor Hospital	1,536
CA	San Jose	Regional Medical Center of San Jose	1,815
CA	San Jose	Santa Clara Valley Medical Center	1,772
CA	San Leandro	Alameda County Medical Center	2,454
CA	San Leandro	San Leandro Hospital	2,695
CA	San Luis Obispo	French Hospital Medical Center	5,242
CA	San Luis Obispo	Sierra Vista Regional Medical Center	5,242
CA	San Mateo	San Mateo Medical Center	1,611
CA	San Pablo	Doctors Medical Center	2,685
CA	San Pedro	Little Company of Mary	1,273
CA	San Rafael	Kaiser Foundation Hospital	4,326
CA	San Ramon	San Ramon Regional Medical Center	2,054
CA	Santa Ana	Coastal Communities Hospital	1,399
CA	Santa Ana	Orange County Global Medical Center, Inc.	1,280
CA	Santa Barbara	Goleta Valley Cottage Hospital	10,000
CA	Santa Barbara	Santa Barbara Cottage Hospital	10,000
CA	Santa Clara	Kaiser Foundation Hospital	1,637
CA	Santa Cruz	Dominican Hospital	5,945
CA	Santa Maria	Marian Medical Center	10,000
CA	Santa Monica	Saint John's Health Center	1,333
CA	Santa Monica	Santa Paula Memorial Hospital	1,533
CA	Santa Paula	Santa Paula Memorial Hospital	5,031
CA	Santa Rosa	Kaiser Foundation Hospital	3,478
CA	Santa Rosa	Santa Rosa Memorial Hospital	3,478
CA	Santa Rosa	Sutter Santa Rosa Regional Hospital	3,478
CA	Santa Rosa	Sutter Warrack Hospital	3,478
CA	Sebastopol	Palm Drive Hospital	3,682
CA	Selma	Selma Community Hospital	7,549
CA	Sherman Oaks	Sherman Oaks Hospital	799
CA	Simi Valley	Simi Valley Hospital	2,539
CA	Solvang	Santa Ynez Valley Cottage Hospital	10,000
CA	Sonoma	Sonoma Valley Hospital	6,758
CA	Sonora	Sonora Regional Medical Center	9,432



CA	Sonora	Tuolumne General Hospital	5,453
CA	South El Monte	Greater El Monte Community Hospital	656
CA	South Lake Tahoe	Banner Lassen Medical Center	10,000
CA	South San Francisco	Kaiser Foundation Hospital	2,016
CA	Stockton	Dameron Hospital	1,936
CA	Stockton	St Joseph's Medical Center	1,936
CA	Sun City	Menifee Valley Medical Center	3,111
CA	Sun Valley	Pacifica Hospital of The Valley	916
CA	Susanville	Banner Lassen Medical Center	10,000
CA	Sylmar	Lac-Olive View-Ucla Medical Center	1,071
CA	Tarzana	Providence Tarzana Medical Center	1,030
CA	Tehachapi	Tehachapi Valley Healthcare Dist	10,000
CA	Templeton	Twin Cities Community Hospital	5,907
CA	Thousand Oaks	Los Robles Hospital And Medical Center	2,442
CA	Torrance	Harbor-Ucla Medical Center	833
CA	Torrance	Little Company of Mary Hospital	1,504
CA	Torrance	Torrance Memorial Medical Center	1,504
CA	Tracy	Sutter Tracy Community Hospital	2,947
CA	Truckee	Tahoe Forest Hospital District	10,000
CA	Tulare	Tulare Regional Medical Center	4,238
CA	Turlock	Emanuel Medical Center	5,682
CA	Tustin	Tustin Hospital And Medical Center	1,216
CA	Ukiah	Ukiah Valley Medical Center	10,000
CA	Upland	San Antonio Community Hospital	1,554
CA	Vacaville	Kaiser Permanente Vacaville Medical Center	4,073
CA	Vacaville	Northbay Vacavalley Hospital	5,514
CA	Valencia	Henry Mayo Newhall Memorial Hospital	1,459
CA	Vallejo	Kaiser Foundation Hospital	1,943
CA	Vallejo	Sutter Solano Medical Center	1,943
CA	Van Nuys	Valley Presbyterian Hospital	985
CA	Ventura	Community Memorial Hospital	3,517
CA	Ventura	Ventura County Medical Center	3,517
CA	Victorville	Desert Valley Hospital	3,721
CA	Victorville	Victor Valley Community Hospital	3,721
CA	Visalia	Kaweah Delta Medical Center	4,238
CA	Walnut Creek	John Muir Medical Center	2,292
CA	Walnut Creek	Kaiser Foundation Hospital	2,125
CA	Watsonville	Watsonville Community Hospital	5,945
CA	Weaverville	Trinity Hospital	10,000
CA	West Covina	Citrus Valley Medical Center	1,161
CA	West Covina	Doctors Hospital of West Covina	987
CA	West Hills	West Hills Hospital And Medical Center	1,734
CA	Whittier	Presbyterian Intercommunity Hospital	944
CA	Whittier	Whittier Hospital Medical Center	1,276
CA	Wildomar	Inland Valley Medical Center	5,721
CA	Willits	Frank R. Howard Memorial Hospital	10,000
CA	Willows	Glenn Medical Center	10,000
CA	Woodland	Woodland Healthcare	5,785
CA	Woodland Hills	Kaiser Permanente Woodland Hills Medical Center	1,577
CA	Woodland Hills	Motion Picture And Tel Hospital	1,773
CA	Yreka	Fairchild Medical Center	10,000
CA	Yuba City	Fremont Medical Center	5,642

Note: The Herfindahl–Hirschman Index (HHI) is calculated using bed counts for hospitals in the market. The market around each hospital is defined as all hospitals located within a 30-minutes driving time. Hospital bed data are obtained from a range of sources including AHA Annual Survey and Medicare cost reports. We average the hospital-year level HHI across all years from 2007 to 2014 to create a time-invariant HHI.

# Hospital Market Concentration: Colorado



17

Note: The Herfindahl-Hirschman Index (HHI) is calculated using bed counts for hospitals in the market. The market around each hospital is defined as all hospitals located within a 30-minute driving time. Hospital bed data are obtained from a range of sources including AHA Annual Survey and Medicare cost reports. We average the hospital-year level HHI across all years from 2007 to 2014 to create a time-invariant HHI. The map presents county-level HHI values, defined as the average (weighted by beds) of the time-invariant HHIs of the hospitals located in each county.

# Time-Invariant Hospital HHI: Colorado

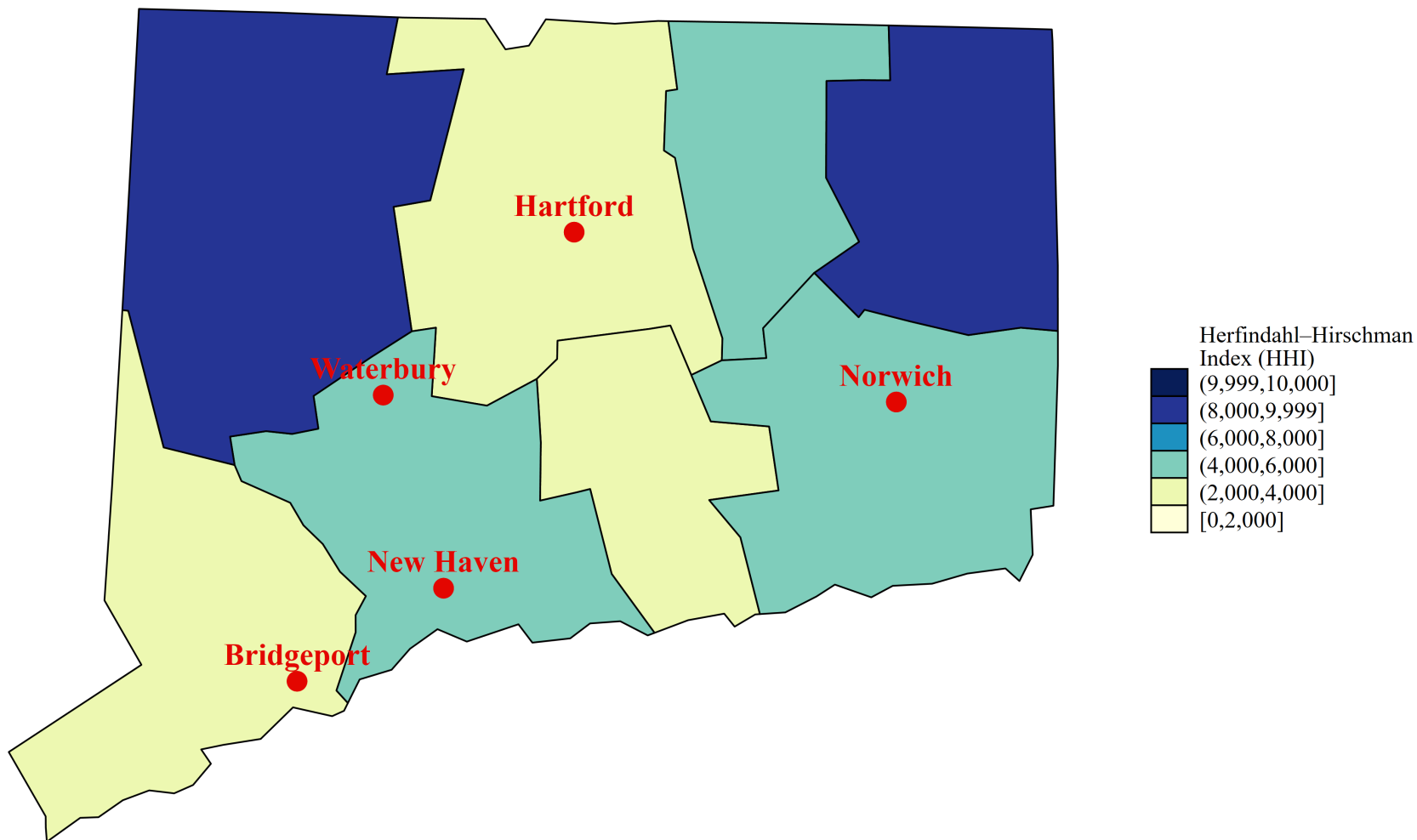
State	City	Hospital Name	Herfindahl–Hirschman Index (HHI)
CO	Alamosa	San Luis Valley Health	6,928
CO	Aspen	Aspen Valley Hospital District	10,000
CO	Aurora	Medical Center of Aurora	3,545
CO	Aurora	University of Colorado Hospital	3,656
CO	Boulder	Boulder Community Health	2,595
CO	Brighton	Platte Valley Medical Center	4,125
CO	Brush	East Morgan County Hospital	6,255
CO	Burlington	Kit Carson County Health Service District	10,000
CO	Canon City	St Thomas More Hospital	10,000
CO	Castle Rock	Castle Rock Adventist Hospital	5,179
CO	Cheyenne Wells	Keefe Memorial Hospital	10,000
CO	Colorado Springs	Memorial Health System	5,057
CO	Colorado Springs	Penrose-St Francis Health Services	5,057
CO	Cortez	Southwest Memorial Hospital	10,000
CO	Craig	Memorial Hospital	10,000
CO	Del Norte	Rio Grande Hospital	10,000
CO	Delta	Delta County Memorial Hospital	10,000
CO	Denver	Denver Health	2,418
CO	Denver	Exempla Saint Joseph Hospital	2,364
CO	Denver	Porter Adventist Hospital	2,213
CO	Denver	Presbyterian-St Luke's Medical Center	2,364
CO	Denver	Rose Medical Center	2,415
CO	Durango	Mercy Regional Medical Center	10,000
CO	Englewood	Swedish Medical Center	2,308
CO	Estes Park	Estes Park Medical Center	10,000
CO	Fort Collins	Poudre Valley Hospital	6,361
CO	Fort Morgan	Colorado Plains Medical Center	6,255
CO	Frisco	St Anthony Summit Medical Center	10,000
CO	Fruita	Family Health West	4,889
CO	Glenwood Springs	Valley View Hospital	10,000
CO	Grand Junction	Community Hospital	4,889
CO	Grand Junction	St Mary's Hospital And Medical Center	4,889
CO	Greeley	North Colorado Medical Center	5,434
CO	Gunnison	Gunnison Valley Hospital	10,000
CO	Holyoke	Melissa Memorial Hospital	10,000
CO	Hugo	Lincoln Community Hospital	10,000
CO	Julesburg	Sedgwick County Health Center	10,000
CO	Kremmling	Kremmling Memorial Hospital	10,000
CO	La Jara	Conejos County Hospital	6,928
CO	La Junta	Arkansas Valley Regional Medical Center	10,000
CO	Lafayette	Exempla Good Samaritan Medical Center	2,092
CO	Lakewood	St Anthony Hospital	2,504
CO	Lamar	Prowers Medical Center	10,000
CO	Leadville	St Vincent General Hospital District	10,000
CO	Littleton	Littleton Adventist Hospital	3,650
CO	Lone Tree	Sky Ridge Medical Center	2,495
CO	Longmont	Longmont United Hospital	10,000
CO	Louisville	Avista Adventist Hospital	2,092
CO	Loveland	Mckee Medical Center	6,361
CO	Loveland	Medical Center of The Rockies	5,014
CO	Meeker	Pioneers Medical Center	10,000
CO	Montrose	Montrose Memorial Hospital	10,000
CO	Pagosa Springs	Pagosa Mountain Hospital	10,000
CO	Parker	Parker Adventist Hospital	2,722
CO	Pueblo	Parkview Medical Center	5,390
CO	Pueblo	St Mary-Corwin Medical Center	5,390
CO	Rifle	Grand River Hospital District	10,000
CO	Salida	Heart of The Rockies Medical Center	10,000
CO	Springfield	Southeast Colorado Hospital Dist	10,000
CO	Steamboat Springs	Yampa Valley Medical Center	10,000
CO	Sterling	Sterling Regional Medcenter	10,000
CO	Thornton	North Suburban Medical Center	2,227
CO	Trinidad	Mt San Rafael Hospital	10,000
CO	Vail	Vail Valley Medical Center	10,000
CO	Walsenburg	Spanish Peaks Regional Health Center	10,000
CO	Westminster	St Anthony North Health Campus	2,227
CO	Wheat Ridge	Exempla Lutheran Medical Center	1,989
CO	Woodland Park	Pikes Peak Regional Hospital	10,000

CO	Wray	Wray Community Dist Hospital	10,000
CO	Yuma	Yuma District Hospital	10,000

---

Note: The Herfindahl–Hirschman Index (HHI) is calculated using bed counts for hospitals in the market. The market around each hospital is defined as all hospitals located within a 30-minutes driving time. Hospital bed data are obtained from a range of sources including AHA Annual Survey and Medicare cost reports. We average the hospital-year level HHI across all years from 2007 to 2014 to create a time-invariant HHI.

# Hospital Market Concentration: Connecticut



20

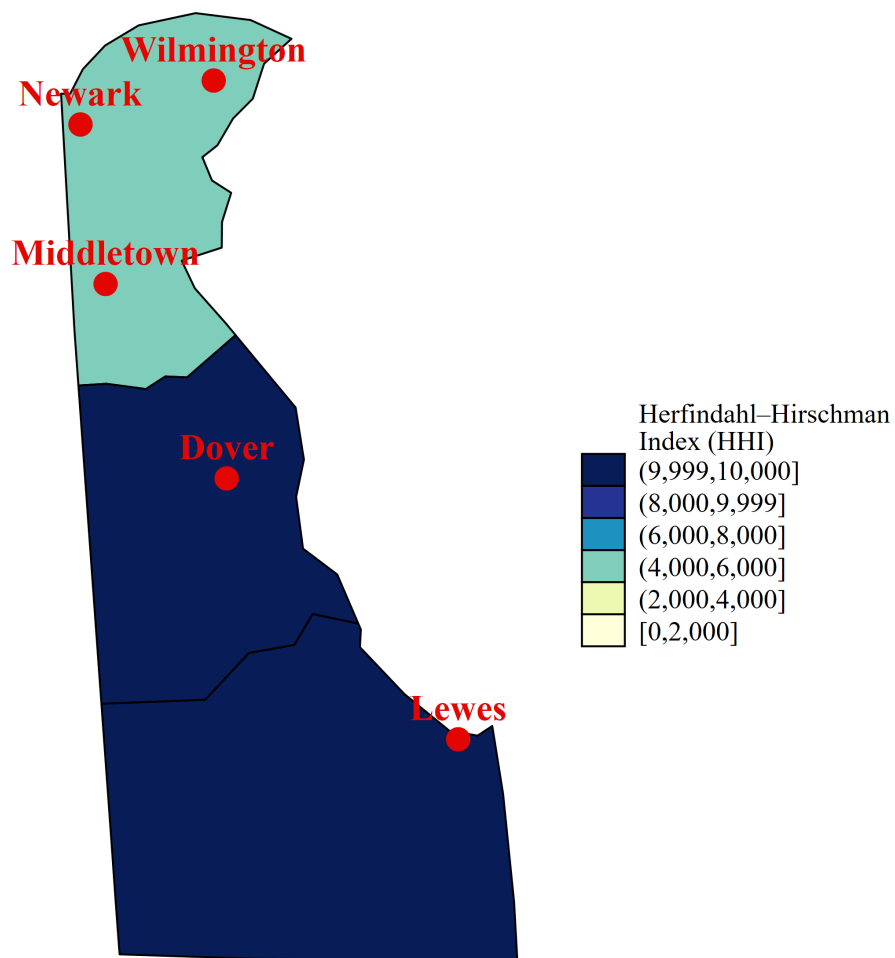
Note: The Herfindahl-Hirschman Index (HHI) is calculated using bed counts for hospitals in the market. The market around each hospital is defined as all hospitals located within a 30-minute driving time. Hospital bed data are obtained from a range of sources including AHA Annual Survey and Medicare cost reports. We average the hospital-year level HHI across all years from 2007 to 2014 to create a time-invariant HHI. The map presents county-level HHI values, defined as the average (weighted by beds) of the time-invariant HHIs of the hospitals located in each county.

# Time-Invariant Hospital HHI: Connecticut

State	City	Hospital Name	Herfindahl–Hirschman Index (HHI)
CT	Bridgeport	Bridgeport Hospital	2,567
CT	Bridgeport	St Vincent’s Medical Center	2,567
CT	Bristol	Bristol Hospital	3,683
CT	Danbury	Danbury Hospital	8,993
CT	Derby	Griffin Hospital	3,631
CT	Farmington	Univ of Ct Health Center	2,960
CT	Greenwich	Greenwich Hospital	2,033
CT	Hartford	Hartford Hospital	2,681
CT	Hartford	Saint Francis Hospital And Medical Center	3,196
CT	Manchester	Manchester Memorial Hospital	3,926
CT	Meriden	Midstate Medical Center	2,068
CT	Middletown	Middlesex Hospital	3,351
CT	Milford	Milford Hospital	3,223
CT	New Britain	New Britain General Hospital	2,960
CT	New Haven	Hospital of Saint Raphael	5,844
CT	New Haven	Yale-New Haven Hospital	5,106
CT	New London	Lawrence + Memorial Hospital	5,126
CT	New Milford	New Milford Hospital	8,993
CT	Norwalk	Norwalk Hospital	2,561
CT	Norwich	The William W. Backus Hospital	5,126
CT	Putnam	Day Kimball Hospital	5,987
CT	Sharon	Sharon Hospital	10,000
CT	Southington	Bradley Memorial Hospital And Hlth Center	2,129
CT	Stafford Springs	Johnson Medical Center	5,287
CT	Stamford	Stamford Hospital	2,088
CT	Torrington	The Charlotte Hungerford Hospital	5,722
CT	Vernon	Rockville General Hospital	3,536
CT	Waterbury	Saint Mary’s Hospital	2,715
CT	Waterbury	Waterbury Hospital	2,093
CT	Willimantic	Windham Community Memorial Hospital	10,000

Note: The Herfindahl–Hirschman Index (HHI) is calculated using bed counts for hospitals in the market. The market around each hospital is defined as all hospitals located within a 30-minutes driving time. Hospital bed data are obtained from a range of sources including AHA Annual Survey and Medicare cost reports. We average the hospital-year level HHI across all years from 2007 to 2014 to create a time-invariant HHI.

## Hospital Market Concentration: Delaware



Note: The Herfindahl-Hirschman Index (HHI) is calculated using bed counts for hospitals in the market. The market around each hospital is defined as all hospitals located within a 30-minute driving time. Hospital bed data are obtained from a range of sources including AHA Annual Survey and Medicare cost reports. We average the hospital-year level HHI across all years from 2007 to 2014 to create a time-invariant HHI. The map presents county-level HHI values, defined as the average (weighted by beds) of the time-invariant HHIs of the hospitals located in each county.

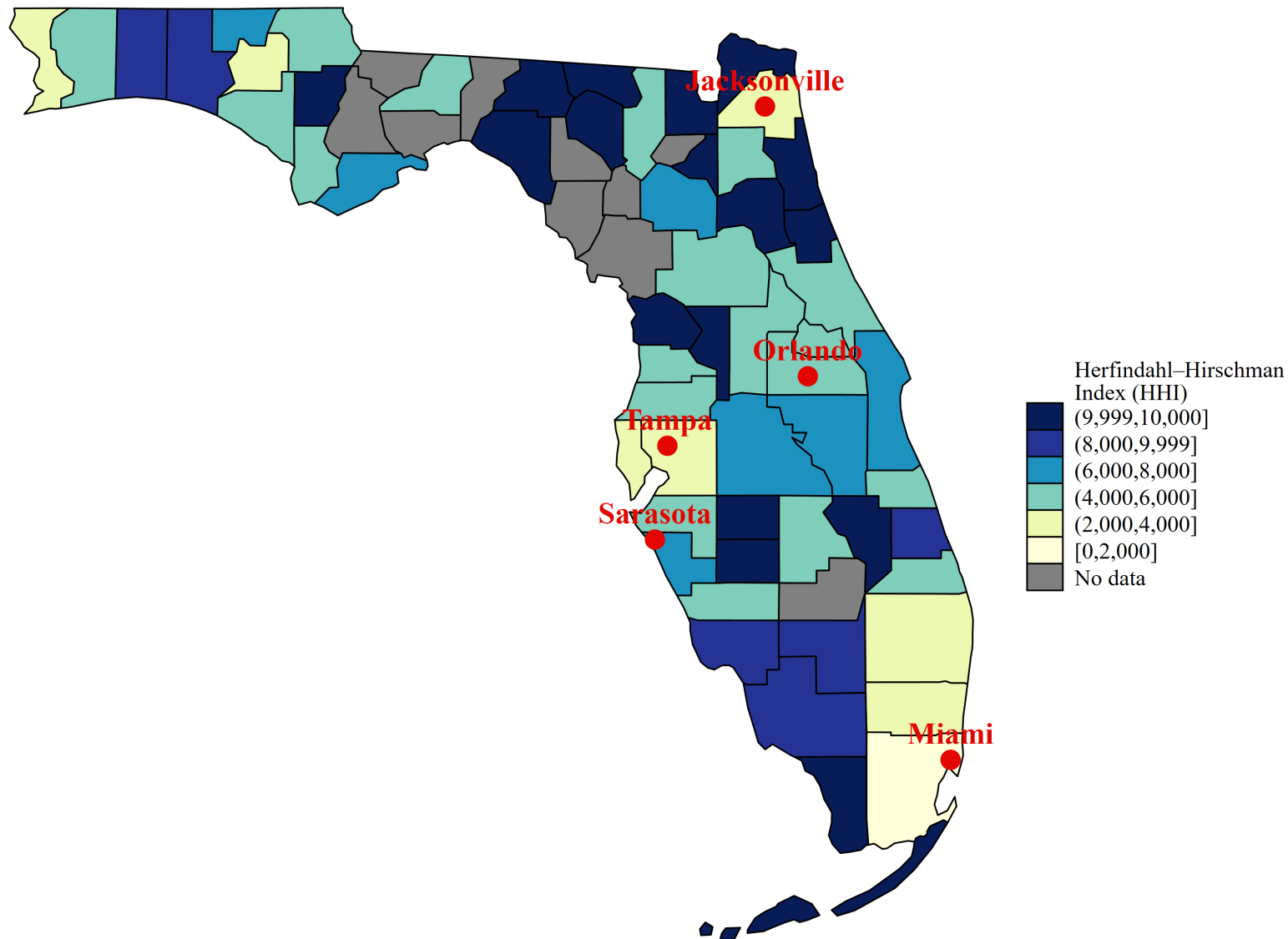
## Time-Invariant Hospital HHI: Delaware

State	City	Hospital Name	Herfindahl–Hirschman Index (HHI)
DE	Dover	Bayhealth Medical Center	10,000
DE	Lewes	Beebe Healthcare	10,000
DE	Newark	Christiana Care Health System	5,911
DE	Seaford	Nanticoke Memorial Hospital	10,000
DE	Wilmington	St Francis Hospital	3,902

Note: The Herfindahl–Hirschman Index (HHI) is calculated using bed counts for hospitals in the market. The market around each hospital is defined as all hospitals located within a 30-minutes driving time. Hospital bed data are obtained from a range of sources including AHA Annual Survey and Medicare cost reports. We average the hospital-year level HHI across all years from 2007 to 2014 to create a time-invariant HHI.



# Hospital Market Concentration: Florida



Note: The Herfindahl-Hirschman Index (HHI) is calculated using bed counts for hospitals in the market. The market around each hospital is defined as all hospitals located within a 30-minute driving time. Hospital bed data are obtained from a range of sources including AHA Annual Survey and Medicare cost reports. We average the hospital-year level HHI across all years from 2007 to 2014 to create a time-invariant HHI. The map presents county-level HHI values, defined as the average (weighted by beds) of the time-invariant HHIs of the hospitals located in each county.

# Time-Invariant Hospital HHI: Florida

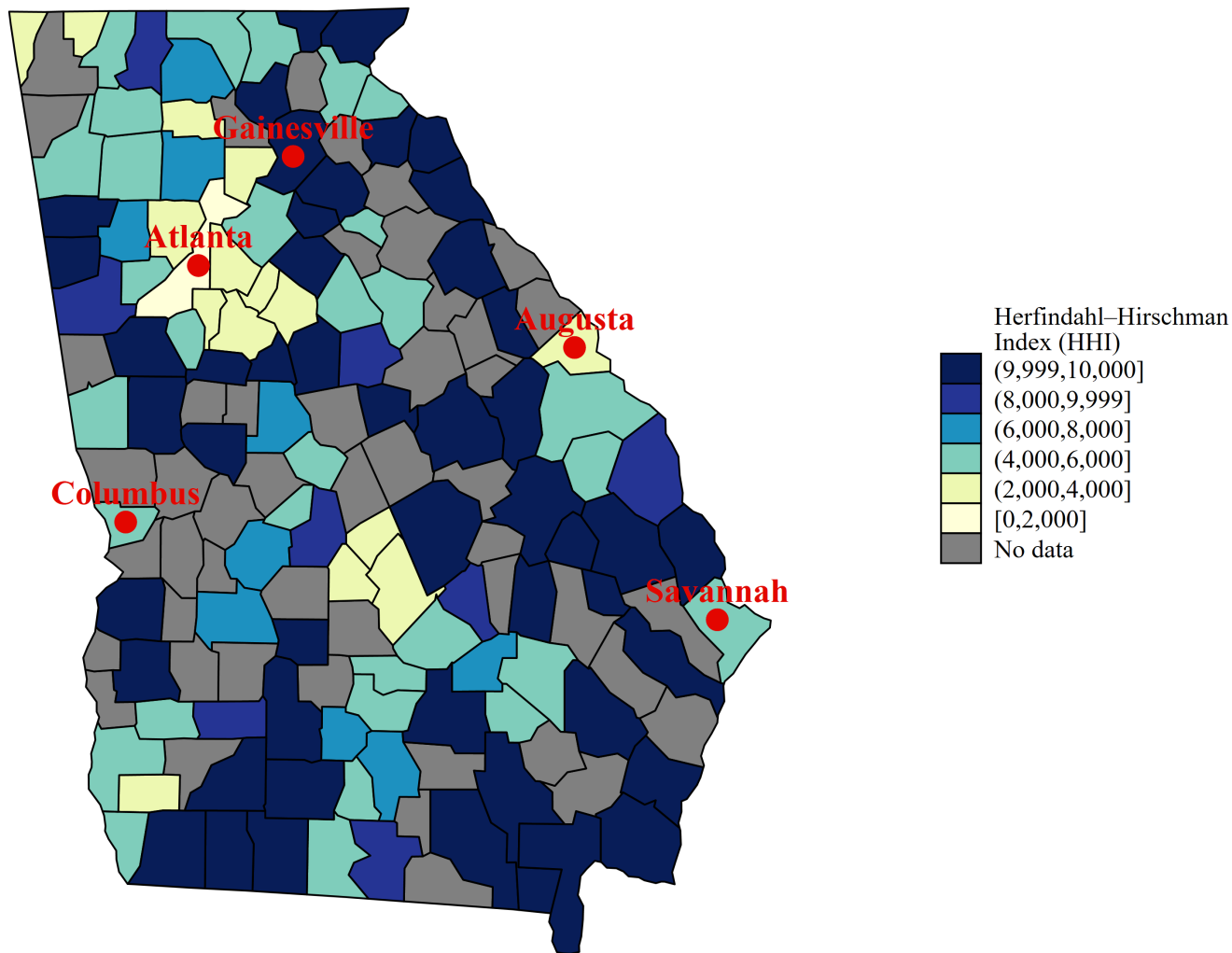
State	City	Hospital Name	Herfindahl–Hirschman Index (HHI)
FL	Apalachicola	George E. Weems Memorial Hospital	7,530
FL	Arcadia	Desoto Memorial Hospital	10,000
FL	Atlantis	J. F. K. Medical Center	2,922
FL	Aventura	Aventura Hospital And Medical Center	1,879
FL	Bartow	Bartow Regional Medical Center	4,026
FL	Belle Glade	Glades General Hospital	9,050
FL	Blountstown	Calhoun-Liberty Hospital	10,000
FL	Boca Raton	Boca Raton Community Hospital	2,039
FL	Bonifay	Doctors Memorial Hospital	6,119
FL	Boynton Beach	Bethesda Hospital East	2,436
FL	Bradenton	Blake Medical Center	5,075
FL	Bradenton	Manatee Memorial Hospital	5,381
FL	Brandon	Brandon Regional Hospital	4,348
FL	Brooksville	Bayfront Health Brooksville	5,047
FL	Brooksville	Oak Hill Hospital	5,990
FL	Cape Coral	Cape Coral Hospital	10,000
FL	Chipley	Northwest Florida Community Hospital	3,859
FL	Clearwater	Morton Plant Hospital	5,061
FL	Clermont	South Lake Hospital	7,912
FL	Clewiston	Hendry Regional Medical Center	9,050
FL	Cocoa Beach	Cape Canaveral Hospital	5,574
FL	Coral Gables	Coral Gables Hospital	1,667
FL	Coral Gables	Doctors Hospital	1,895
FL	Coral Springs	Broward Health Coral Springs	2,230
FL	Crestview	North Okaloosa Medical Center	5,502
FL	Crystal River	Seven Rivers Regional Medical Center	10,000
FL	Dade City	Bayfront Health Dade City	5,092
FL	Davenport	Heart of Florida Regional Medical Center	6,075
FL	Daytona Beach	Florida Hospital Memorial Medical Center	5,077
FL	Daytona Beach	Halifax Health Medical Center	5,077
FL	Deerfield Beach	Broward Health North	1,740
FL	Defuniak Springs	Healthmark Regional Medical Center	5,828
FL	Deland	Florida Hospital - De Land	10,000
FL	Delray Beach	Delray Medical Center	2,017
FL	Dunedin	Mease Dunedin Hospital	7,451
FL	Englewood	Englewood Community Hospital	10,000
FL	Fernandina Beach	Baptist Medical Center Nassau	10,000
FL	Fort Lauderdale	Broward General Medical Center	1,868
FL	Fort Lauderdale	Broward Health Imperial Point	2,356
FL	Fort Lauderdale	Florida Medical Center	1,887
FL	Fort Lauderdale	Holy Cross Hospital	1,930
FL	Fort Lauderdale	North Ridge Medical Center	1,655
FL	Fort Myers	Gulf Coast Hospital	10,000
FL	Fort Myers	Lee Memorial Hospital	10,000
FL	Fort Myers	Southwest Florida Regional Medical Center	9,415
FL	Fort Pierce	Lawnwood Regional Medical Center	10,000
FL	Fort Walton Beach	Fort Walton Beach Medical Center	10,000
FL	Gainesville	North Florida Regional Medical Center	6,412
FL	Gainesville	Shands Agh	6,412
FL	Gainesville	Shands at The Univ of Florida	6,412
FL	Gulf Breeze	Gulf Breeze Hospital	3,394
FL	Hialeah	Hialeah Hospital	1,592
FL	Hialeah	Palm Springs General Hospital	1,689
FL	Hialeah	Palmetto General Hospital	1,536
FL	Hollywood	Memorial Regional Hospital	1,603
FL	Hollywood	Memorial Regional Hospital South	2,116
FL	Homestead	Homestead Hospital	4,595
FL	Hudson	Regional Medical Center	6,066
FL	Inverness	Citrus Memorial Health System	10,000
FL	Jacksonville	Baptist Medical Center	2,280
FL	Jacksonville	Mayo Clinic Jacksonville	2,656
FL	Jacksonville	Memorial Hospital Jacksonville	2,280
FL	Jacksonville	Shands Jacksonville Medical Center	2,280
FL	Jacksonville	St Luke's Hospital	2,371
FL	Jacksonville	St Vincent's Medical Center	2,639
FL	Jacksonville Beach	Baptist Medical Center Beaches	3,014
FL	Jasper	Trinity Community Hospital	10,000
FL	Jay	Jay Hospital	5,013

FL	Jupiter	Jupiter Medical Center	4,640
FL	Key West	Lower Keys Medical Center	10,000
FL	Kissimmee	Osceola Regional Medical Center	6,143
FL	Kissimmee	Poinciana Medical Center	8,033
FL	Lake City	Lake City Medical Center	5,093
FL	Lake City	Shands Lake Shore	5,093
FL	Lake Wales	Lake Wales Medical Center	10,000
FL	Lakeland	Lakeland Regional Health	6,477
FL	Largo	Largo Medical Center	4,848
FL	Largo	Sun Coast Hospital	4,860
FL	Leesburg	Leesburg Regional Medical Center	5,335
FL	Lehigh Acres	Lehigh Regional Medical Center	8,966
FL	Live Oak	Shands Live Oak	10,000
FL	Longwood	Orlando Regional South Seminole Hospital	4,639
FL	Loxahatchee	Palms West Hospital	5,259
FL	Macclenny	Ed Fraser Memorial Hospital	10,000
FL	Madison	Madison County Memorial Hospital	10,000
FL	Marathon	Fishermen's Hospital	10,000
FL	Margate	Northwest Medical Center	2,149
FL	Marianna	Jackson Hospital	5,009
FL	Melbourne	Health First Holmes Regional Medical Center	7,322
FL	Melbourne	Health First Viera Hospital	5,358
FL	Melbourne	Wuesthoff Medical Center	7,433
FL	Miami	Baptist Hospital of Miami	2,099
FL	Miami	Jackson Health System	1,998
FL	Miami	Jackson South Community Hospital	3,895
FL	Miami	Kendall Regional Medical Center	1,563
FL	Miami	Mercy Hospital	1,782
FL	Miami	Metropolitan Hospital of Miami	1,470
FL	Miami	Miami Jewish Home And Hospital	1,665
FL	Miami	North Shore Medical Center	1,415
FL	Miami	South Miami Hospital	1,861
FL	Miami	University of Miami Hospital	1,399
FL	Miami	West Kendall Baptist Hospital	3,655
FL	Miami	Westchester General Hospital	1,493
FL	Miami Beach	Mount Sinai Medical Center	2,131
FL	Middleburg	St Vincent's Medical Center Clay County	7,083
FL	Milton	Santa Rosa Medical Center	6,500
FL	Miramar	Memorial Hospital Miramar	1,962
FL	Miramar Beach	Sacred Heart Hospital	10,000
FL	Naples	Naples Community Hospital	8,101
FL	Naples	Physicians Regional - Pine Ridge	8,101
FL	New Port Richey	Morton Plant North Bay Hospital	6,631
FL	New Smyrna Beach	Bert Fish Medical Center	7,466
FL	Niceville	Twin Cities Hospital	6,167
FL	North Miami Beach	Jackson North Medical Center	1,539
FL	Ocala	Munroe Regional Medical Center	5,192
FL	Ocala	Ocala Regional Medical Center	5,192
FL	Ocoee	Health Central	4,476
FL	Okeechobee	Raulerson Hospital	10,000
FL	Orange City	Florida Hospital Fish Memorial	3,452
FL	Orange Park	Orange Park Medical Center	5,672
FL	Orlando	Florida Hospital	4,538
FL	Orlando	Orlando Regional Medical Center	4,562
FL	Orlando	Orlando Regional-Lucerne	4,464
FL	Ormond Beach	Florida Hospital-Oceanside	5,077
FL	Palatka	Putnam Community Medical Center	10,000
FL	Palm Bay	Health First Palm Bay Hospital	5,928
FL	Palm Beach Gardens	Palm Beach Gardens Medical Center	3,932
FL	Palm Coast	Florida Hospital-Flagler	10,000
FL	Panama City	Bay Medical Center	5,371
FL	Panama City	Gulf Coast Medical Center	5,371
FL	Pembroke Pines	Memorial Hospital Pembroke	2,344
FL	Pembroke Pines	Memorial Hospital West	3,165
FL	Pensacola	Baptist Hospital	3,394
FL	Pensacola	Sacred Heart Hospital of Pensacola	3,394
FL	Pensacola	West Florida Hospital	2,945
FL	Perry	Doctor's Memorial Hospital	10,000
FL	Plant City	South Florida Baptist Hospital	3,822
FL	Plantation	Plantation General Hospital	1,874
FL	Plantation	Westside Regional Medical Center	2,018
FL	Port Charlotte	Bayfront Health Port Charlotte	5,545
FL	Port Charlotte	Fawcett Memorial Hospital	5,545
FL	Port St Joe	Sacred Heart Hospital On The Gulf	5,060

FL	Port St Lucie	St Lucie Medical Center	5,319
FL	Punta Gorda	Bayfront Health Punta Gorda	5,545
FL	Rockledge	Wuesthoff Medical Center	5,321
FL	Safety Harbor	Mease Countryside Hospital	3,512
FL	Saint Augustine	Flagler Hospital	10,000
FL	Saint Cloud	St Cloud Regional Medical Center	6,120
FL	Saint Petersburg	Bayfront Health St Petersburg	3,395
FL	Saint Petersburg	Edward White Hospital	2,851
FL	Saint Petersburg	Northside Hospital	2,336
FL	Saint Petersburg	Palms of Pasadena Hospital	2,959
FL	Saint Petersburg	St Anthony's Hospital	2,959
FL	Saint Petersburg	St Petersburg General Hospital	2,959
FL	Sanford	Central Florida Regional Hospital	6,917
FL	Sarasota	Doctors Hospital of Sarasota	3,103
FL	Sarasota	Sarasota Memorial Health Care System	6,662
FL	Sebastian	Sebastian River Medical Center	3,915
FL	Sebring	Florida Hospital Heartland	5,425
FL	Sebring	Highlands Regional Medical Center	5,425
FL	South Miami	Larkin Community Hospital	1,861
FL	Spring Hill	Spring Hill Regional Hospital	5,990
FL	Starke	Shands Starke	10,000
FL	Stuart	Martin Health System	5,256
FL	Sun City Center	South Bay Hospital	10,000
FL	Tallahassee	Capital Regional Medical Center	5,897
FL	Tallahassee	Tallahassee Memorial Healthcare	5,897
FL	Tamarac	University Hospital	2,209
FL	Tampa	Florida Hospital Carrollwood	2,974
FL	Tampa	Florida Hospital Tampa	3,285
FL	Tampa	Memorial Hospital of Tampa	2,438
FL	Tampa	St Joseph's Hospital	2,497
FL	Tampa	Tampa Community Hospital	3,201
FL	Tampa	Tampa General Hospital	2,507
FL	Tarpon Springs	Florida Hospital North Pinellas	3,672
FL	Tavares	Florida Hospital Waterman	5,335
FL	Tavernier	Mariners Hospital	10,000
FL	The Villages	The Villages Health System	10,000
FL	Titusville	Parrish Medical Center	10,000
FL	Trinity	Medical Center of Trinity	4,477
FL	Venice	Venice Regional Bayfront Health	5,077
FL	Vero Beach	Indian River Medical Center	5,545
FL	Wauchula	Florida Hospital Wauchula	10,000
FL	Wellington	Wellington Regional Medical Center	7,247
FL	Wesley Chapel	Florida Hospital Wesley Chapel	10,000
FL	West Palm Beach	Columbia Hospital	2,737
FL	West Palm Beach	Good Samaritan Medical Center	2,737
FL	West Palm Beach	St Mary's Medical Center	2,934
FL	Weston	Cleveland Clinic Florida	2,324
FL	Winter Haven	Winter Haven Hospital	5,570
FL	Winter Park	Winter Park Memorial Hospital	5,088
FL	Zephyrhills	Florida Hospital Zephyrhills	5,248

Note: The Herfindahl–Hirschman Index (HHI) is calculated using bed counts for hospitals in the market. The market around each hospital is defined as all hospitals located within a 30-minutes driving time. Hospital bed data are obtained from a range of sources including AHA Annual Survey and Medicare cost reports. We average the hospital-year level HHI across all years from 2007 to 2014 to create a time-invariant HHI.

# Hospital Market Concentration: Georgia



Note: The Herfindahl-Hirschman Index (HHI) is calculated using bed counts for hospitals in the market. The market around each hospital is defined as all hospitals located within a 30-minutes driving time. Hospital bed data are obtained from a range of sources including AHA Annual Survey and Medicare cost reports. We average the hospital-year level HHI across all years from 2007 to 2014 to create a time-invariant HHI. The map presents county-level HHI values, defined as the average (weighted by beds) of the time-invariant HHIs of the hospitals located in each county.

# Time-Invariant Hospital HHI: Georgia

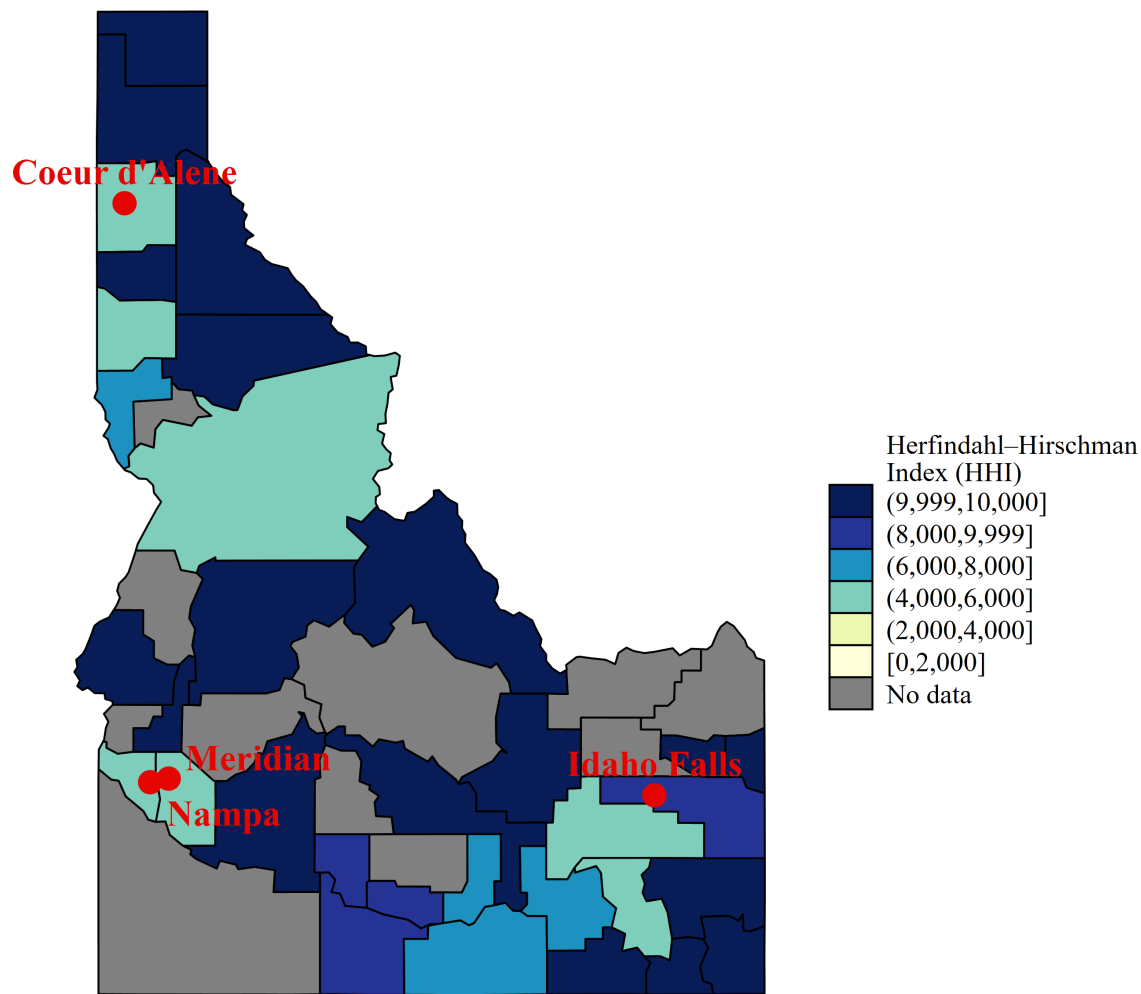
State	City	Hospital Name	Herfindahl–Hirschman Index (HHI)
GA	Adel	Cook Medical Center-A Campus of Tift Regional Medical Center	4,858
GA	Albany	Palmyra Medical Centers	8,190
GA	Albany	Phoebe Putney Memorial Hospital	8,190
GA	Alma	Bacon County Hospital And Hlth Syst	5,088
GA	Americus	Phoebe Sumter Medical Center	7,709
GA	Arlington	Calhoun Memorial Hospital	4,137
GA	Athens	Athens Regional Medical Center	5,568
GA	Athens	St Mary's Health Care System	5,568
GA	Atlanta	Atlanta Medical Center	1,604
GA	Atlanta	Atlanta Medical Center - South Campus	2,931
GA	Atlanta	Emory Crawford Long Hospital	1,604
GA	Atlanta	Emory Saint Joseph's Hospital of Atlanta	1,298
GA	Atlanta	Emory University Hospital	1,824
GA	Atlanta	Grady Memorial Hospital	1,894
GA	Atlanta	Northside Hospital	1,298
GA	Atlanta	Piedmont Hospital	1,685
GA	Augusta	Doctors Hospital	3,022
GA	Augusta	Georgia Health Sciences Medical Center	2,388
GA	Augusta	Trinity Hospital of Augusta	3,022
GA	Augusta	University Health Care System	2,388
GA	Bainbridge	Memorial Hospital And Manor	10,000
GA	Baxley	Appling Healthcare System	4,313
GA	Blairsville	Union General Hospital	5,363
GA	Blakely	Early Memorial Hospital	4,481
GA	Blue Ridge	Fannin Regional Hospital	5,556
GA	Bremen	Higgins General Hospital	10,000
GA	Brunswick	Southeast Ga Health System	10,000
GA	Bryon	Medical Center of Peach County, Navicent Health	5,075
GA	Cairo	Grady General Hospital	10,000
GA	Calhoun	Gordon Hospital	4,501
GA	Camilla	Mitchell County Hospital	10,000
GA	Canton	Northside Hospital - Cherokee	6,820
GA	Carrollton	Tanner Medical Center	10,000
GA	Cartersville	Cartersville Medical Center	5,015
GA	Cedartown	Polk Medical Center	10,000
GA	Chatsworth	Murray Medical Center	8,180
GA	Claxton	Evans Memorial Hospital	10,000
GA	Clayton	Mountain Lakes Medical Center	10,000
GA	Cochran	Bleckley Memorial Hospital	3,801
GA	Colquitt	Miller County Hospital	3,106
GA	Columbus	Doctors Hospital of Columbus	5,484
GA	Columbus	Midtown Medical Center	5,484
GA	Columbus	St Francis Hospital	5,484
GA	Commerce	Bjc Medical Center	10,000
GA	Conyers	Rockdale Medical Center	3,477
GA	Cordele	Crisp Regional Hospital	10,000
GA	Covington	Newton Medical Center	3,477
GA	Cumming	Northside Hospital Forsyth	3,760
GA	Cuthbert	Southwest Georgia Regional Medical Center	10,000
GA	Dahlonega	Chestatee Regional Hospital	10,000
GA	Dallas	Wellstar Paulding Hospital	7,231
GA	Dalton	Hamilton Medical Center	5,491
GA	Decatur	Dekalb Medical at North Decatur	2,846
GA	Demorest	Habersham County Medical Center	5,095
GA	Donalsonville	Donalsonville Hospital	5,041
GA	Douglas	Coffee Regional Medical Center	10,000
GA	Douglasville	Wellstar Douglas Hospital	5,870
GA	Dublin	Fairview Park Hospital	10,000
GA	Eastman	Dodge County Hospital	3,600
GA	Eatonton	Putnam General Hospital	8,750
GA	Elberton	Elbert Memorial Hospital	10,000
GA	Ellijay	North Georgia Medical Center	6,241
GA	Fayetteville	Piedmont Fayette Hospital	5,567
GA	Fitzgerald	Dorminy Medical Center	5,069
GA	Folkston	Charlton Memorial Hospital	10,000
GA	Forsyth	Monroe County Hospital	6,857
GA	Fort Oglethorpe	Erlanger at Hutcheson	3,160
GA	Gainesville	Lanier Park Campus	10,000

GA	Gainesville	Northeast Georgia Medical Center	10,000
GA	Glenwood	Lower Oconee Community Hospital	8,333
GA	Greensboro	Good Samaritan Hospital	4,829
GA	Griffin	Spalding Regional Hospital	10,000
GA	Hartwell	Hart County Hospital	10,000
GA	Hawkinsville	Taylor Regional Hospital	3,664
GA	Hazlehurst	Jeff Davis Hospital	7,520
GA	Hiawassee	Chatuge Regional Hospital And Nrsg Hm	10,000
GA	Hinesville	Liberty Regional Medical Center	10,000
GA	Homerville	Clinch Memorial Hospital	10,000
GA	Jackson	Sylvan Grove Hospital	10,000
GA	Jasper	Piedmont Mountainside Hospital	3,964
GA	Jesup	Wayne Memorial Hospital	10,000
GA	Johns Creek	Emory Johns Creek Hospital	3,760
GA	Lagrange	West Georgia Health	5,789
GA	Lavonia	St Mary's Sacred Heart Hospital	10,000
GA	Lawrenceville	Gwinnett Hospital System	5,564
GA	Lithonia	Dekalb Medical at Hillandale	4,040
GA	Louisville	Jefferson Hospital	10,000
GA	Macon	Coliseum Medical Centers	5,224
GA	Macon	Coliseum Northside Hospital	5,224
GA	Macon	Medical Center of Cent Georgia	5,492
GA	Madison	Morgan Memorial Hospital	4,574
GA	Marietta	Wellstar Kennestone Hospital	2,636
GA	Mcrae	Taylor-Telfair Regional Hospital	4,323
GA	Metter	Candler County Hospital	10,000
GA	Milledgeville	Oconee Regional Medical Center	10,000
GA	Millen	Jenkins County Hospital	4,483
GA	Monroe	Clearview Regional Medical Center	10,000
GA	Montezuma	Flint River Community Hospital	7,709
GA	Monticello	Jasper Memorial Hospital	10,000
GA	Moultrie	Colquitt Regional Medical Center	10,000
GA	Nashville	Berrien County Hospital	6,251
GA	Newnan	Emory Peachtree Regional Hospital	10,000
GA	Newnan	Newnan Hospital	10,000
GA	Ocilla	Irwin County Hospital	4,483
GA	Perry	Perry Hospital	6,120
GA	Quitman	Brooks County Hospital	5,229
GA	Richland	Stewart-Webster Hospital	10,000
GA	Riverdale	Southern Regional Medical Center	2,119
GA	Rome	Floyd Medical Center	5,122
GA	Rome	Redmond Regional Medical Center	5,122
GA	Roswell	North Fulton Regional Hospital	4,064
GA	Royston	Cobb Memorial Hospital	10,000
GA	Saint Marys	Southeast Ga Health System	10,000
GA	Sandersville	Washington County Regional Medical Center	10,000
GA	Savannah	Candler Hospital	5,004
GA	Savannah	Memorial Health	5,004
GA	Savannah	St Joseph's Hospital	5,004
GA	Smyrna	Emory-Adventist Hospital	1,770
GA	Snellville	Eastside Medical Center	5,564
GA	Springfield	Effingham Hospital	10,000
GA	Statesboro	East Georgia Regional Medical Center	10,000
GA	Stockbridge	Henry Medical Center	3,157
GA	Swainsboro	Emanuel Medical Center	10,000
GA	Sylvania	Optim Medical Center - Screven	8,125
GA	Sylvester	Phoebe Worth Medical Center	10,000
GA	Thomaston	Upson Regional Medical Center	10,000
GA	Thomasville	John D. Archbold Memorial Hospital	10,000
GA	Thomson	Meduffie Regional Medical Center	10,000
GA	Tifton	Tift Regional Medical Center	6,240
GA	Toccoa	Stephens County Hospital	5,095
GA	Valdosta	Smith Northview Hospital	4,861
GA	Valdosta	South Georgia Medical Center	9,078
GA	Vidalia	Meadows Regional Medical Center	10,000
GA	Villa Rica	Tanner Medical Center-Villa Rica	7,081
GA	Warm Springs	Warm Springs Medical Center	10,000
GA	Warner Robins	Houston Medical Center	9,810
GA	Washington	Wills Memorial Hospital	10,000
GA	Waycross	Mayo Clinic Health System In Waycross	10,000
GA	Waynesboro	Burke Medical Center	5,266
GA	Wildwood	Wildwood Lifestyle Center And Hospital	3,132
GA	Winder	Barrow Regional Medical Center	10,000

Note: The Herfindahl–Hirschman Index (HHI) is calculated using bed counts for hospitals in the market. The market around each hospital is defined as all hospitals located within a 30-minutes driving time. Hospital bed data are obtained from a range of sources including AHA Annual Survey and Medicare cost reports. We average the hospital-year level HHI across all years from 2007 to 2014 to create a time-invariant HHI.



## Hospital Market Concentration: Idaho



32

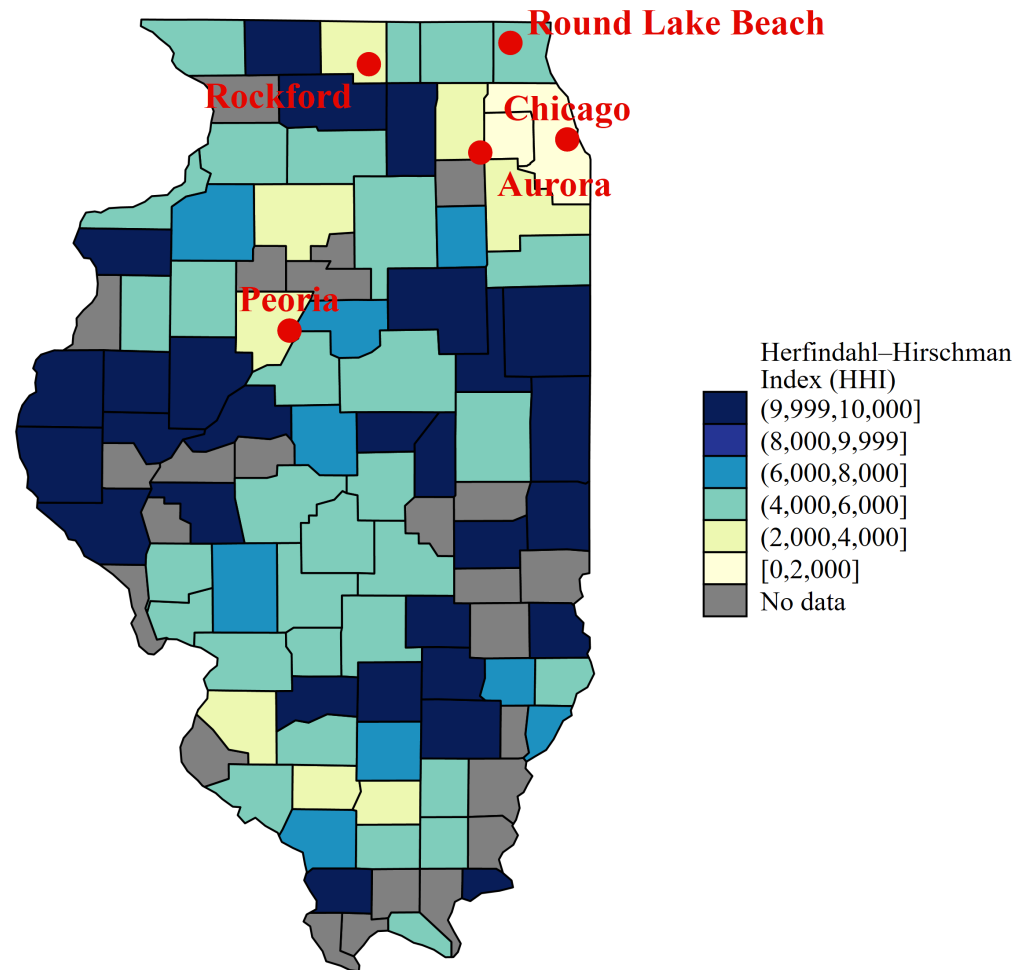
Note: The Herfindahl-Hirschman Index (HHI) is calculated using bed counts for hospitals in the market. The market around each hospital is defined as all hospitals located within a 30-minute driving time. Hospital bed data are obtained from a range of sources including AHA Annual Survey and Medicare cost reports. We average the hospital-year level HHI across all years from 2007 to 2014 to create a time-invariant HHI. The map presents county-level HHI values, defined as the average (weighted by beds) of the time-invariant HHIs of the hospitals located in each county.

## Time-Invariant Hospital HHI: Idaho

State	City	Hospital Name	Herfindahl–Hirschman Index (HHI)
ID	American Falls	Harms Memorial Hospital District	7,503
ID	Arco	Lost Rivers District Hospital	10,000
ID	Blackfoot	Bingham Memorial Hospital	5,010
ID	Boise	Saint Alphonsus Regional Medical Center	4,721
ID	Boise	St Luke’s Regional Medical Center	5,058
ID	Boise	Treasure Valley Hospital	5,058
ID	Bonniers Ferry	Boundary Community Hospital	10,000
ID	Burley	Cassia Regional Medical Center	6,418
ID	Caldwell	West Valley Medical Center	5,044
ID	Cascade	Cascade Medical Center	10,000
ID	Coeur D’Alene	Kootenai Health	5,571
ID	Cottonwood	St Mary’s Hospital	5,532
ID	Driggs	Teton Valley Health Care	10,000
ID	Emmett	Valor Health	10,000
ID	Gooding	Gooding County Memorial Hospital	9,255
ID	Grangeville	Syringa General Hospital	5,532
ID	Idaho Falls	Eastern Idaho Regional Medical Center	9,609
ID	Idaho Falls	Idaho Falls Recovery Center	9,374
ID	Jerome	St Benedicts Family Medical Center	8,082
ID	Kellogg	Shoshone Medical Center	10,000
ID	Ketchum	St Luke’s Wood River Medical Center	10,000
ID	Lewiston	St Joseph Regional Medical Center	7,145
ID	Malad City	Nell J. Redfield Memorial Hospital	10,000
ID	Mccall	Mccall Memorial Hospital	10,000
ID	Montpelier	Bear Lake Memorial Hospital	10,000
ID	Moscow	Gritman Medical Center	5,000
ID	Mountain Home	Elmore Medical Center	10,000
ID	Nampa	Mercy Medical Center	6,426
ID	Orofino	Clearwater Valley Hospital	10,000
ID	Pocatello	Bannock Regional Medical Center	5,757
ID	Pocatello	Pocatello Regional Medical Center	4,809
ID	Preston	Franklin County Medical Center	10,000
ID	Rexburg	Madison Memorial Hospital	10,000
ID	Rupert	Minidoka Memorial Hospital	6,418
ID	Saint Maries	Benewah Community Hospital	10,000
ID	Salmon	Steele Memorial Medical Center	10,000
ID	Sandpoint	Bonner General Hospital	10,000
ID	Soda Springs	Caribou Memorial Hospital And Living Center	10,000
ID	Twin Falls	St Luke’s Magic Valley Medical Center	8,106
ID	Weiser	Weiser Memorial Hospital	10,000

Note: The Herfindahl–Hirschman Index (HHI) is calculated using bed counts for hospitals in the market. The market around each hospital is defined as all hospitals located within a 30-minutes driving time. Hospital bed data are obtained from a range of sources including AHA Annual Survey and Medicare cost reports. We average the hospital-year level HHI across all years from 2007 to 2014 to create a time-invariant HHI.

# Hospital Market Concentration: Illinois



Note: The Herfindahl-Hirschman Index (HHI) is calculated using bed counts for hospitals in the market. The market around each hospital is defined as all hospitals located within a 30-minutes driving time. Hospital bed data are obtained from a range of sources including AHA Annual Survey and Medicare cost reports. We average the hospital-year level HHI across all years from 2007 to 2014 to create a time-invariant HHI. The map presents county-level HHI values, defined as the average (weighted by beds) of the time-invariant HHIs of the hospitals located in each county.

# Time-Invariant Hospital HHI: Illinois

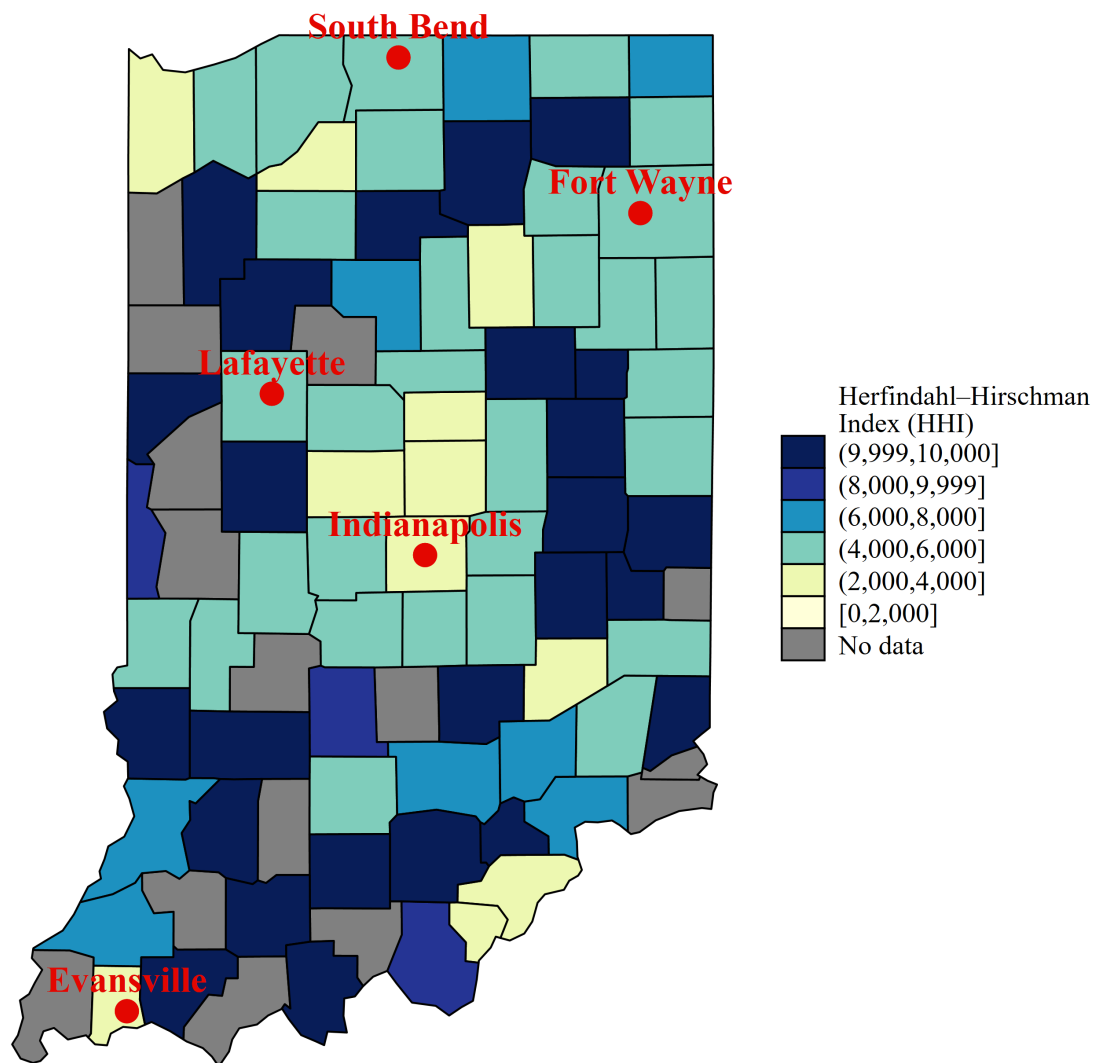
State	City	Hospital Name	Herfindahl–Hirschman Index (HHI)
IL	Aledo	Genesis Medical Center-Aledo	10,000
IL	Alton	Alton Memorial Hospital	5,901
IL	Alton	Osf Saint Anthony's Health Center	5,901
IL	Anna	Union County Hospital	10,000
IL	Arlington Heights	Northwest Community Hospital	2,123
IL	Aurora	Presence Mercy Medical Center	2,090
IL	Aurora	Rush-Copley Medical Center	2,329
IL	Barrington	Advocate Good Shepherd Hospital	3,520
IL	Belleville	Hshs St Elizabeth's Hospital	3,735
IL	Belleville	Memorial Hospital	3,735
IL	Belvidere	Northwest Suburban Community Hospital	5,013
IL	Benton	Franklin Hospital	3,278
IL	Berwyn	Macneal Hospital	1,015
IL	Bloomington	Osf St Joseph Medical Center	5,101
IL	Blue Island	Metrosouth Medical Center	1,147
IL	Bolingbrook	Adventist Bolingbrook Hospital	1,796
IL	Breese	Hshs St Joseph's Hospital	10,000
IL	Canton	Graham Hospital	10,000
IL	Carbondale	Memorial Hospital of Carbondale	6,303
IL	Carlinville	Carlinville Area Hospital	10,000
IL	Carrollton	Thomas H. Boyd Memorial Hospital	5,220
IL	Carthage	Memorial Hospital	10,000
IL	Centralia	St Mary's Hospital	10,000
IL	Centreville	Touchette And Kenneth Hall Regional Hospitals	1,662
IL	Chester	Memorial Hospital	3,333
IL	Chicago	Advocate Trinity Hospital	1,011
IL	Chicago	Community First Medical Center	966
IL	Chicago	Holy Cross Hospital	1,509
IL	Chicago	Jackson Park Hospital And Medical Center	817
IL	Chicago	John H. Stroger Jr Hospital	752
IL	Chicago	Lincoln Park Hospital	1,195
IL	Chicago	Loretto Hospital	742
IL	Chicago	Louis A. Weiss Memorial Hospital	871
IL	Chicago	Mercy Hospital And Medical Center	716
IL	Chicago	Methodist Hospital of Chicago	2,004
IL	Chicago	Michael Reese Hospital And Medical Center	638
IL	Chicago	Mount Sinai Hospital	852
IL	Chicago	Northwestern Memorial Hospital	767
IL	Chicago	Norwegian American Hospital	1,181
IL	Chicago	Presence Resurrection Medical Center	1,339
IL	Chicago	Presence Saint Joseph Hospital	1,116
IL	Chicago	Presence Saints Mary And Elizabeth Medical Center	977
IL	Chicago	Provident Hospital of Cook Cnty	930
IL	Chicago	Roseland Community Hospital	1,195
IL	Chicago	Rush University Medical Center	693
IL	Chicago	Sacred Heart Hospital	912
IL	Chicago	Saint Anthony Hospital	831
IL	Chicago	South Shore Hospital	742
IL	Chicago	St Bernard Hospital	765
IL	Chicago	St Mary And Elizabeth Medical Center	1,000
IL	Chicago	Swedish Covenant Hospital	1,912
IL	Chicago	Thorek Memorial Hospital	1,188
IL	Chicago	Univ of Chicago Medical Center	1,082
IL	Chicago	Univ of Il Medical Center at Chicago	820
IL	Chicago Heights	St James Hospital And Hlth Center	2,527
IL	Clinton	Dr John Warner Hospital	10,000
IL	Danville	Presence United Samaritans Medical Center	10,000
IL	Decatur	Decatur Memorial Hospital	5,060
IL	Decatur	Hshs St Mary's Hospital	5,060
IL	Dekalb	Kishwaukee Community Hospital	10,000
IL	Dixon	Katherine Shaw Bethea Hospital	5,053
IL	Downers Grove	Advocate Good Samaritan Hospital	1,260
IL	Du Quoin	Marshall Browning Hospital	5,469
IL	East Saint Louis	Kenneth Hall Regional Hospital	1,723
IL	Effingham	Hshs St Anthony's Memorial Hospital	10,000
IL	Eldorado	Ferrell Hospital	4,126
IL	Elgin	Advocate Sherman Hospital	3,119
IL	Elgin	Presence Saint Joseph Hospital	2,691

IL	Elk Grove Village	Alexian Brothers Medical Center	1,398
IL	Elmhurst	Elmhurst Memorial Hospital	967
IL	Eureka	Advocate Eureka Hospital	6,045
IL	Evanston	Evanston Hospital	3,879
IL	Evanston	Presence Saint Francis Hospital	2,437
IL	Evergreen Park	Little Company of Mary Hospital	1,180
IL	Fairfield	Fairfield Memorial Hospital	10,000
IL	Flora	Clay County Hospital	10,000
IL	Freeport	Fhn Memorial Hospital	10,000
IL	Galena	Midwest Medical Center	4,697
IL	Galesburg	Galesburg Cottage Hospital	5,037
IL	Galesburg	Osf St Mary Medical Center	5,037
IL	Geneseo	Hammond-Henry Hospital	5,217
IL	Geneva	Delnor Hospital	3,506
IL	Gibson City	Gibson Area Hospital And Health Services	10,000
IL	Glendale Heights	Adventist Glenoaks Hospital	1,737
IL	Granite City	Gateway Regional Medical Center	3,077
IL	Greenville	Greenville Regional Hospital	5,118
IL	Harrisburg	Harrisburg Medical Center	6,195
IL	Harvard	Mercy Harvard Hospital	5,803
IL	Harvey	Ingalls Memorial Hospital	1,566
IL	Havana	Mason District Hospital	10,000
IL	Hazel Crest	Advocate South Suburban Hospital	1,693
IL	Herrin	Herrin Hospital	5,387
IL	Highland	Hshs St Joseph's Hospital	5,437
IL	Hillsboro	Hillsboro Area Hospital	5,094
IL	Hinsdale	Adventist Hinsdale Hospital	1,402
IL	Hoffman Estates	St Alexius Medical Center	1,996
IL	Hoopeston	Carle Hoopeston Regional Health Center	10,000
IL	Hopedale	Hopedale Medical Complex	4,037
IL	Jacksonville	Passavant Area Hospital	10,000
IL	Jerseyville	Jersey Community Hospital	5,220
IL	Joliet	Presence Saint Joseph Medical Center	3,531
IL	Kankakee	Presence St Mary's Hospital	5,687
IL	Kankakee	Riverside Medical Center	5,687
IL	Kewanee	Kewanee Hospital	10,000
IL	La Grange	Adventist La Grange Memorial Hospital	1,634
IL	Lake Forest	Lake Forest Hospital	3,819
IL	Lawrenceville	Lawrence County Memorial Hospital	4,810
IL	Libertyville	Advocate Condell Medical Center	4,509
IL	Lincoln	Abraham Lincoln Memorial Hospital	6,892
IL	Litchfield	Hshs St Francis Hospital	3,443
IL	Macomb	Mcdonough District Hospital	10,000
IL	Marion	Heartland Regional Medical Center	5,387
IL	Maryville	Anderson Hospital	2,616
IL	Mattoon	Sarah Bush Lincoln Health Center	10,000
IL	Maywood	Loyola Univ Medical Center	757
IL	Mchenry	Centegra Hospital - Mchenry	5,372
IL	Mcleansboro	Hamilton Memorial Hospital Dist	5,744
IL	Melrose Park	Gottlieb Memorial Hospital	925
IL	Melrose Park	Westlake Hospital	896
IL	Mendota	Mendota Community Hospital	6,012
IL	Metropolis	Massac Memorial Hospital	4,663
IL	Monmouth	Osf Holy Family Medical Center	5,037
IL	Monticello	John And Mary Kirby Hospital	10,000
IL	Morris	Morris Hospital And Healthcare Centers	7,304
IL	Morrison	Morrison Community Hospital	5,181
IL	Mount Carmel	Wabash General Hospital	6,122
IL	Mount Vernon	Crossroads Community Hospital	6,347
IL	Mount Vernon	Good Samaritan Regional Health Center	6,190
IL	Murphysboro	St Joseph Memorial Hospital	10,000
IL	Naperville	Edward Hospital	1,786
IL	Nashville	Washington County Hospital	5,393
IL	New Lenox	Silver Cross Hospital	2,162
IL	Normal	Advocate Bromenn Medical Center	5,101
IL	Oak Forest	Oak Forest Hospital of Cook County	984
IL	Oak Lawn	Advocate Christ Medical Center	1,742
IL	Oak Park	Rush Oak Park Hospital	762
IL	Oak Park	West Suburban Medical Center	839
IL	Olney	Richland Memorial Hospital	6,569
IL	Olympia Fields	St James Hospitals And Hlth Centers	2,252
IL	Ottawa	Osf Saint Elizabeth Medical Center	3,416
IL	Palos Heights	Palos Community Hospital	1,154
IL	Pana	Pana Community Hospital	3,600

IL	Paris	Paris Community Hospital	10,000
IL	Park Ridge	Advocate Lutheran General Hospital	1,203
IL	Pekin	Pekin Hospital	4,161
IL	Peoria	Methodist Medical Center of Illinois	3,346
IL	Peoria	Osf Saint Francis Medical Center	3,685
IL	Peoria	Proctor Hospital	4,259
IL	Peru	Illinois Valley Community Hospital	2,482
IL	Pinckneyville	Pinckneyville Community Hospital	2,897
IL	Pittsfield	Illini Community Hospital	10,000
IL	Pontiac	Osf Saint James - John W. Albrecht Medical Center	10,000
IL	Princeton	Perry Memorial Hospital	3,870
IL	Quincy	Blessing Hospital	10,000
IL	Red Bud	Red Bud Regional Hospital	6,535
IL	Robinson	Crawford Memorial Hospital	10,000
IL	Rochelle	Rochelle Community Hospital	10,000
IL	Rock Island	Trinity Medical Center	5,057
IL	Rockford	Osf Saint Anthony Medical Center	3,347
IL	Rockford	Rockford Memorial Hospital	3,377
IL	Rockford	Swedishamerican Hospital	3,347
IL	Rosiclare	Hardin County General Hospital	10,000
IL	Rushville	Sarah D. Culbertson Memorial Hospital	10,000
IL	Salem	Salem Township Hospital	10,000
IL	Sandwich	Valley West Community Hospital	10,000
IL	Shelbyville	Shelby Memorial Hospital	5,250
IL	Silvis	Genesis Medical Center, Illini Campus	4,374
IL	Skokie	Northshore Skokie Hospital	1,334
IL	Sparta	Sparta Community Hospital	3,734
IL	Spring Valley	St Margaret's Hospital	3,870
IL	Springfield	Memorial Medical Center	5,007
IL	Springfield	St John's Hospital	5,007
IL	Staunton	Community Memorial Hospital	5,081
IL	Sterling	Cgh Medical Center	3,543
IL	Streator	Hshs St Mary's Hospital	10,000
IL	Taylorville	Taylorville Memorial Hospital	5,544
IL	Urbana	Carle Foundation Hospital	5,290
IL	Urbana	Presence Covenant Medical Center	5,290
IL	Vandalia	Fayette County Hospital	5,118
IL	Watseka	Iroquois Memorial Hospital	10,000
IL	Waukegan	Vista Medical Center East	5,002
IL	Winfield	Central Dupage Hospital	1,947
IL	Woodstock	Centegra Hospital - Woodstock	3,810

Note: The Herfindahl–Hirschman Index (HHI) is calculated using bed counts for hospitals in the market. The market around each hospital is defined as all hospitals located within a 30-minutes driving time. Hospital bed data are obtained from a range of sources including AHA Annual Survey and Medicare cost reports. We average the hospital-year level HHI across all years from 2007 to 2014 to create a time-invariant HHI.

# Hospital Market Concentration: Indiana



Note: The Herfindahl-Hirschman Index (HHI) is calculated using bed counts for hospitals in the market. The market around each hospital is defined as all hospitals located within a 30-minute driving time. Hospital bed data are obtained from a range of sources including AHA Annual Survey and Medicare cost reports. We average the hospital-year level HHI across all years from 2007 to 2014 to create a time-invariant HHI. The map presents county-level HHI values, defined as the average (weighted by beds) of the time-invariant HHIs of the hospitals located in each county.

# Time-Invariant Hospital HHI: Indiana

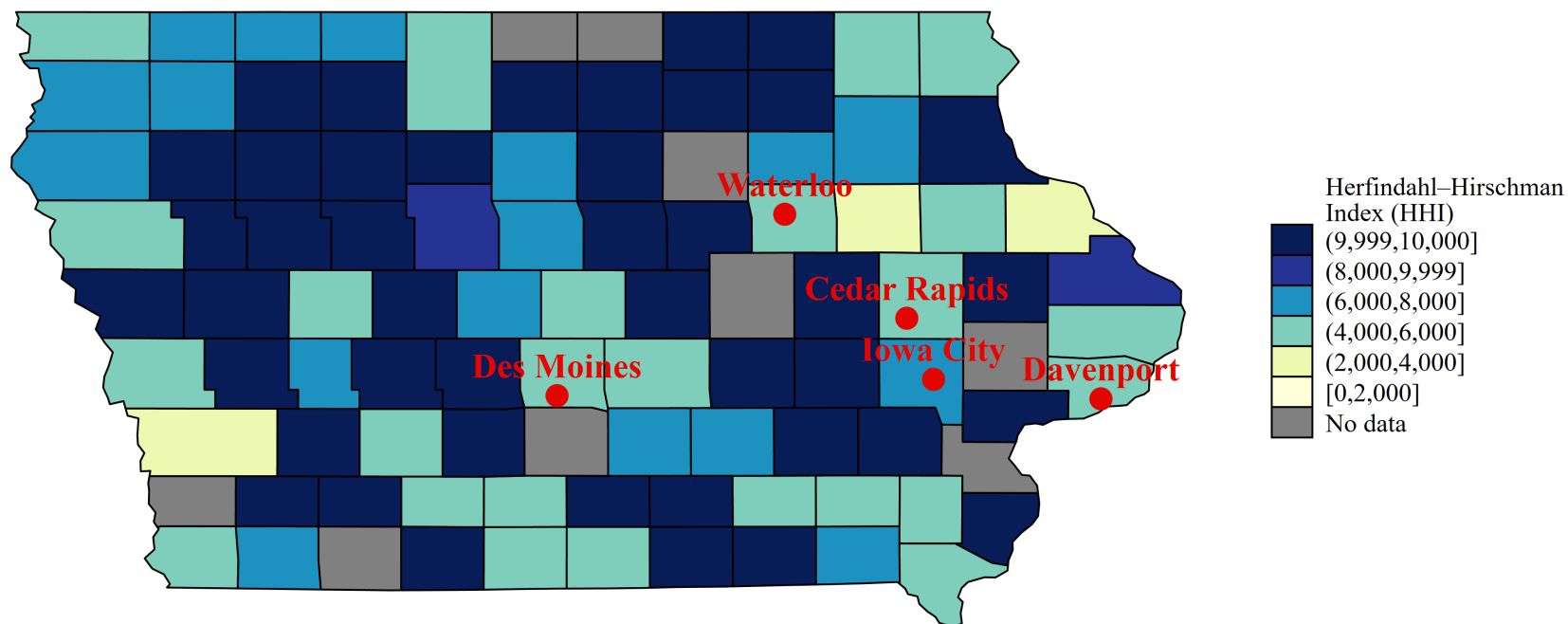
State	City	Hospital Name	Herfindahl–Hirschman Index (HHI)
IN	Anderson	Community Hospital of Anderson	5,076
IN	Anderson	Saint John's Health System	5,089
IN	Angola	Cameron Memorial Community Hospital	6,671
IN	Auburn	Dekalb Health	4,168
IN	Avon	Clarian West Medical Center	3,932
IN	Batesville	Margaret Mary Community Hospital	5,260
IN	Bedford	Bedford Regional Medical Center	3,380
IN	Bedford	Dunn Memorial Hospital	5,000
IN	Beech Grove	Franciscan St Francis Health - Beech Grove	3,076
IN	Bloomington	Bloomington Hospital	8,303
IN	Bloomington	Monroe Hospital	7,950
IN	Bluffton	Bluffton Regional Medical Center	5,848
IN	Boonville	St Mary's Warrick Hospital	10,000
IN	Brazil	St Vincent Clay Hospital	5,000
IN	Bremen	Community Hospital of Bremen	6,277
IN	Carmel	Clarian North Medical Center	2,944
IN	Carmel	Franciscan St Francis Health-Carmel	3,999
IN	Carmel	St Vincent Carmel Hospital	3,721
IN	Charlestown	Saint Catherine Regional Hospital	5,576
IN	Clarksville	Kentuckiana Medical Center	2,463
IN	Clinton	Union Hospital Clinton	8,560
IN	Columbia City	Parkview Whitley Hospital	5,641
IN	Columbus	Columbus Regional Hospital	10,000
IN	Connersville	Fayette Regional Health System	10,000
IN	Corydon	Harrison County Hospital	8,384
IN	Crawfordsville	Franciscan St Elizabeth Health - Crawfordsville	10,000
IN	Crown Point	Franciscan St Anthony Health - Crown Point	4,773
IN	Crown Point	Pinnacle Hospital	3,549
IN	Danville	Hendricks Regional Health	5,067
IN	Decatur	Adams Memorial Hospital	5,848
IN	East Chicago	St Catherine Hospital	2,180
IN	Elkhart	Elkhart General Healthcare System	5,635
IN	Elwood	St Vincent Mercy Hospital	5,023
IN	Evansville	Deaconess Hospital	3,715
IN	Evansville	St Mary's Medical Center	3,715
IN	Fishers	St Vincent Fishers Hospital	4,267
IN	Fort Wayne	Dupont Hospital	4,909
IN	Fort Wayne	Lutheran Hospital of Indiana	5,218
IN	Fort Wayne	Parkview Hospital	5,175
IN	Fort Wayne	Parkview Regional Medical Center	5,281
IN	Fort Wayne	St Joseph Hospital	5,210
IN	Frankfort	St Vincent Frankfort Hospital	5,570
IN	Franklin	Johnson Memorial Hospital	4,241
IN	Gary	Methodist Hospitals	2,199
IN	Goshen	Goshen General Hospital	10,000
IN	Greencastle	Putnam County Hospital	5,000
IN	Greenfield	Hancock Regional Hospital	4,376
IN	Greensburg	Decatur County Memorial Hospital	3,215
IN	Hammond	Franciscan St Margaret Health - Hammond	1,219
IN	Hartford City	Blackford Community Hospital	10,000
IN	Hobart	St Mary Medical Center	2,825
IN	Huntington	Parkview Huntington Hospital	5,293
IN	Indianapolis	Clarian Health Partners	3,323
IN	Indianapolis	Community Hospital East	3,006
IN	Indianapolis	Community Hospital North	2,720
IN	Indianapolis	Community Hospital South	4,837
IN	Indianapolis	Community Westview Hospital	2,610
IN	Indianapolis	Eskenazi Health	3,323
IN	Indianapolis	Franciscan St Francis Health - Indianapolis	3,224
IN	Indianapolis	St Vincent Indianapolis	3,276
IN	Jasper	Mem Hospital And Hlth Care Center	10,000
IN	Jeffersonville	Clark Memorial Hospital	2,568
IN	Kendallville	Parkview Noble Hospital	10,000
IN	Knox	Indiana University Health Starke Hospital	3,736
IN	Kokomo	Community Howard Regional Health	4,357
IN	Kokomo	St Joseph Hospital	5,094
IN	La Porte	Indiana University Health La Porte Hospital	5,054
IN	Lafayette	Clarian Arnett Hospital	5,464



IN	Lafayette	Franciscan St Elizabeth Health - Lafayette Central	6,031
IN	Lafayette	Franciscan St Elizabeth Health - Lafayette East	5,315
IN	Lagrange	Parkview Lagrange Hospital	5,526
IN	Lawrenceburg	Dearborn County Hospital	10,000
IN	Lebanon	Witham Memorial Hospital	3,863
IN	Linton	Greene County General Hospital	10,000
IN	Logansport	Logansport Memorial Hospital	6,496
IN	Madison	King's Daughters' Health	7,762
IN	Marion	Marion General Hospital	10,000
IN	Martinsville	Indiana University Health Morgan Hospital	5,211
IN	Michigan City	Franciscan St Anthony Health - Michigan City	5,054
IN	Mishawaka	Saint Joseph Regional Medical Center	5,349
IN	Mishawaka	Saint Joseph Regional Medical Center	3,310
IN	Monticello	Indiana University Health White Memorial Hospital	10,000
IN	Mooresville	Franciscan St Francis Health - Mooresville	4,442
IN	Muncie	Ball Memorial Hospital	10,000
IN	Munster	Community Hospital	2,679
IN	Munster	Franciscan Healthcare - Munster	3,945
IN	New Albany	Floyd Memorial Hospital And Health Services	2,663
IN	New Castle	Henry County Hospital	10,000
IN	Noblesville	Riverview Hospital	3,079
IN	North Vernon	St Vincent Jennings Hospital	6,724
IN	Paoli	Bloomington Hospital of Orange	10,000
IN	Peru	Dukes Memorial Hospital	4,201
IN	Plymouth	Saint Joseph Regional Medical Center	3,762
IN	Portland	Jay County Hospital	5,434
IN	Princeton	Gibson General Hospital	6,122
IN	Rensselaer	Franciscan Health Rensselear	10,000
IN	Richmond	Reid Health	10,000
IN	Rochester	Woodlawn Hospital	10,000
IN	Rushville	Rush Memorial Hospital	10,000
IN	Salem	St Vincent Salem Hospital	10,000
IN	Scottsburg	Scott Memorial Hospital	10,000
IN	Seymour	Schneck Medical Center	6,724
IN	Shelbyville	Major Hospital	5,959
IN	South Bend	Mem Hospital of South Bend	5,199
IN	Sullivan	Sullivan County Community Hospital	10,000
IN	Tell City	Perry County Memorial Hospital	10,000
IN	Terre Haute	Terre Haute Regional Hospital	5,109
IN	Terre Haute	Union Hospital	4,670
IN	Tipton	Indiana University Health Tipton Hospital	3,840
IN	Valparaiso	Porter Regional Hospital	5,164
IN	Vincennes	Good Samaritan Hospital	7,914
IN	Wabash	Parkview Wabash County Hospital	3,552
IN	Warsaw	Kosciusko Community Hospital	10,000
IN	Washington	Daviess Community Hospital	10,000
IN	Williamspport	St Vincent Williamspport Hospital	10,000
IN	Winamac	Pulaski Memorial Hospital	5,371
IN	Winchester	St Vincent Randolph Hospital	5,434

Note: The Herfindahl–Hirschman Index (HHI) is calculated using bed counts for hospitals in the market. The market around each hospital is defined as all hospitals located within a 30-minutes driving time. Hospital bed data are obtained from a range of sources including AHA Annual Survey and Medicare cost reports. We average the hospital-year level HHI across all years from 2007 to 2014 to create a time-invariant HHI.

# Hospital Market Concentration: Iowa



41

Note: The Herfindahl-Hirschman Index (HHI) is calculated using bed counts for hospitals in the market. The market around each hospital is defined as all hospitals located within a 30-minute driving time. Hospital bed data are obtained from a range of sources including AHA Annual Survey and Medicare cost reports. We average the hospital-year level HHI across all years from 2007 to 2014 to create a time-invariant HHI. The map presents county-level HHI values, defined as the average (weighted by beds) of the time-invariant HHIs of the hospitals located in each county.

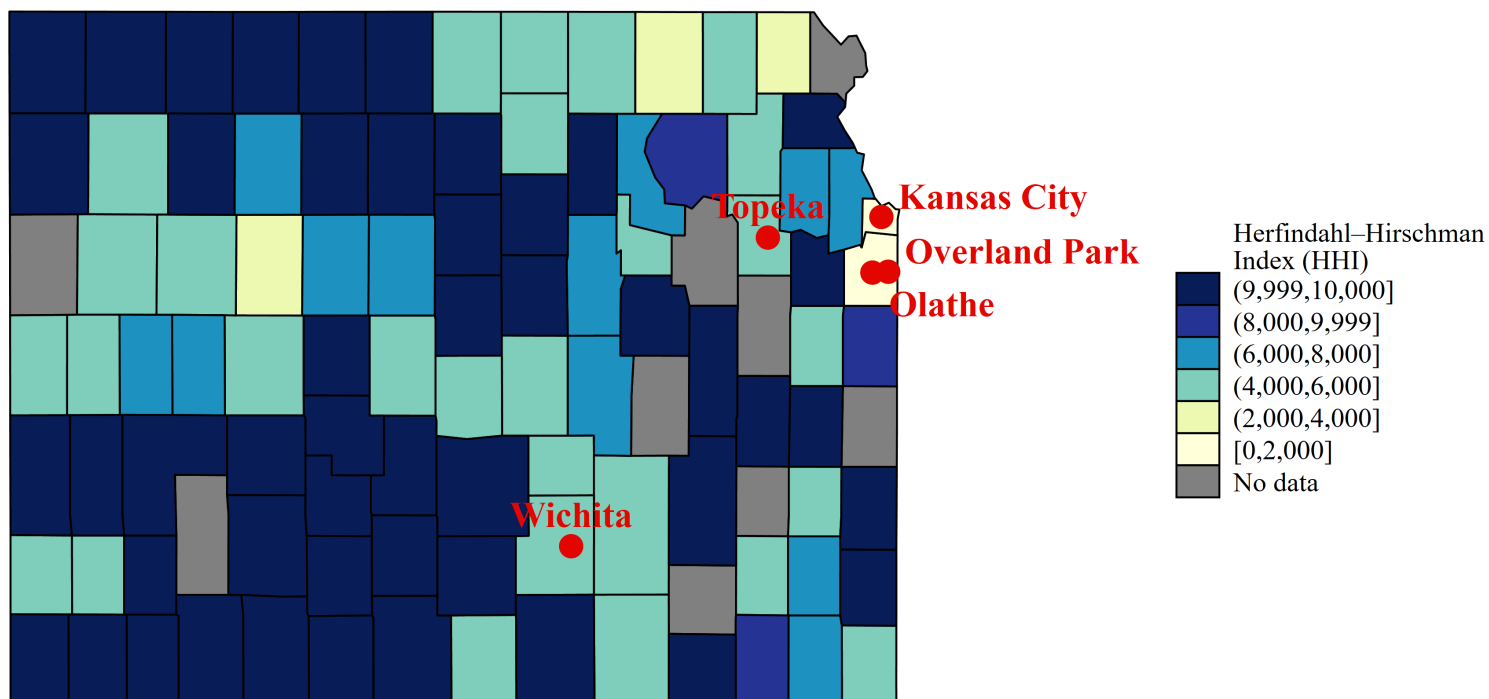
## Time-Invariant Hospital HHI: Iowa

State	City	Hospital Name	Herfindahl–Hirschman Index (HHI)
IA	Albia	Monroe County Hospital	10,000
IA	Algona	Kossuth Regional Health Center	5,696
IA	Ames	Mary Greeley Medical Center	4,777
IA	Anamosa	Jones Regional Medical Center	10,000
IA	Atlantic	Cass County Memorial Hospital	10,000
IA	Audubon	Audubon County Memorial Hospital	6,200
IA	Belmond	Belmond Medical Center	6,888
IA	Bettendorf	Trinity at Terrace Park	5,165
IA	Bloomfield	Davis County Hospital	10,000
IA	Boone	Boone County Hospital	7,089
IA	Britt	Hancock County Health System	10,000
IA	Carroll	St Anthony Regional Hospital	5,647
IA	Cedar Falls	Sartori Memorial Hospital	4,710
IA	Cedar Rapids	Mercy Medical Center	5,028
IA	Cedar Rapids	St Luke's Hospital	5,028
IA	Centerville	Mercy Medical Center-Centerville	10,000
IA	Chariton	Lucas County Health Center	10,000
IA	Charles City	Floyd County Medical Center	10,000
IA	Cherokee	Cherokee Regional Medical Center	10,000
IA	Clarinda	Clarinda Regional Health Center	6,315
IA	Clarion	Iowa Specialty Hospital-Clarion	6,888
IA	Clinton	Mercy Medical Center-Clinton	5,363
IA	Corning	Alegent Creighton Health Mercy Hospital	10,000
IA	Corydon	Wayne County Hospital	5,000
IA	Council Bluffs	Alegent Creighton Health Mercy Hospital	3,700
IA	Council Bluffs	Jennie Edmundson Hospital	3,700
IA	Cresco	Regional Health Services	10,000
IA	Creston	Greater Regional Medical Center	5,131
IA	Davenport	Genesis Medical Center-Davenport	5,165
IA	De Witt	Genesis Medical Center, Dewitt	5,229
IA	Decorah	Winneshiek Medical Center	5,000
IA	Denison	Crawford County Memorial Hospital	10,000
IA	Des Moines	Broadlawns Medical Center	4,411
IA	Des Moines	Iowa Lutheran Hospital	4,411
IA	Des Moines	Iowa Methodist Medical Center	4,411
IA	Des Moines	Mercy Capitol	4,411
IA	Des Moines	Mercy Medical Center-Des Moines	4,411
IA	Dubuque	Finley Hospital	4,697
IA	Dubuque	Mercy Medical Center-Dubuque	3,363
IA	Dyersville	Mercy Medical Center-Dyersville	5,008
IA	Elkader	Central Community Hospital	10,000
IA	Emmetsburg	Palo Alto County Health System	10,000
IA	Estherville	Avera Holy Family Health	6,265
IA	Fairfield	Jefferson County Health Center	4,312
IA	Fort Dodge	Trinity Regional Medical Center	8,585
IA	Fort Madison	Fort Madison Community Hospital	5,181
IA	Greenfield	Adair County Memorial Hospital	5,131
IA	Grinnell	Grinnell Regional Medical Center	10,000
IA	Grundy Center	Grundy County Memorial Hospital	10,000
IA	Guthrie Center	Guthrie County Hospital	10,000
IA	Guttenberg	Guttenberg Municipal Hospital	10,000
IA	Hamburg	George C. Grape Community Hospital	5,133
IA	Hampton	Franklin General Hospital	10,000
IA	Harlan	Myrtue Medical Center	10,000
IA	Hawarden	Hawarden Community Hospital	7,222
IA	Humboldt	Humboldt County Memorial Hospital	10,000
IA	Ida Grove	Horn Memorial Hospital	10,000
IA	Independence	Buchanan County Health Center	3,824
IA	Iowa City	Mercy Iowa City	6,184
IA	Iowa City	Univ of Iowa Hospitals And Clinics	6,184
IA	Iowa Falls	Ellsworth Municipal Hospital	10,000
IA	Jefferson	Greene County Medical Center	10,000
IA	Keokuk	Keokuk Area Hospital	5,181
IA	Keosauqua	Van Buren County Hospital	7,500
IA	Knoxville	Knoxville Hospital And Clinics	6,780
IA	Lake City	Stewart Memorial Community Hospital	10,000
IA	Le Mars	Floyd Valley Hospital	6,884
IA	Leon	Decatur County Hospital	5,189

IA	Manchester	Regional Medical Center	4,289
IA	Manning	Manning Regional Healthcare	4,684
IA	Maquoketa	Jackson County Regional Health Center	8,333
IA	Marengo	Marengo Memorial Hospital	10,000
IA	Marshalltown	Central Iowa Healthcare	10,000
IA	Mason City	Mercy Medical Center-North Iowa	10,000
IA	Missouri Valley	Alegent Creighton Health Community Memorial Hospital	5,181
IA	Mount Ayr	Ringgold County Hospital	10,000
IA	Mount Pleasant	Henry County Health Center	5,783
IA	Muscatine	Trinity Muscatine	10,000
IA	Nevada	Story County Medical Center	4,777
IA	New Hampton	Mercy Medical Center	10,000
IA	Newton	Skiff Medical Center	5,002
IA	Oelwein	Mercy Hospital of Franciscan Sisters	5,040
IA	Onawa	Burgess Health Center	10,000
IA	Orange City	Orange City Area Health System	5,361
IA	Osage	Mitchell County Regional Health Center	10,000
IA	Osceola	Clarke County Hospital	5,189
IA	Oskaloosa	Mahaska Health Partnership	6,303
IA	Ottumwa	Ottumwa Regional Health Center	4,884
IA	Pella	Pella Regional Health Center	6,780
IA	Perry	Dallas County Hospital	10,000
IA	Pocahontas	Pocahontas Community Hospital	10,000
IA	Primghar	Baum Harmon Mercy Hospital	7,930
IA	Red Oak	Montgomery County Memorial Hospital	10,000
IA	Rock Rapids	Sanford Hospital Rock Rapids	5,629
IA	Rock Valley	Hegg Memorial Health Center	8,506
IA	Sac City	Loring Hospital	10,000
IA	Sheldon	Sanford Sheldon Medical Center	7,218
IA	Shenandoah	Shenandoah Medical Center	6,315
IA	Sibley	Osceola Community Hospital	7,559
IA	Sigourney	Keokuk County Health Center	10,000
IA	Sioux Center	Sioux Center Community Hospital	4,731
IA	Sioux City	Mercy Medical Center-Sioux City	5,255
IA	Sioux City	St Luke's Regional Medical Center	5,255
IA	Spencer	Spencer Hospital	10,000
IA	Spirit Lake	Lakes Regional Healthcare	6,265
IA	Storm Lake	Buena Vista Regional Medical Center	10,000
IA	Sumner	Community Memorial Hospital	10,000
IA	Vinton	Virginia Gay Hospital	10,000
IA	Washington	Washington County Hospital	10,000
IA	Waterloo	Allen Memorial Hospital	4,710
IA	Waterloo	Covenant Medical Center	5,161
IA	Waukon	Veterans Memorial Hospital	5,000
IA	Waverly	Waverly Health Center	5,705
IA	Webster City	Hamilton Hospital	7,194
IA	West Burlington	Great River Medical Center	10,000
IA	West Des Moines	Mercy Medical Center - West Lakes	4,408
IA	West Union	Palmer Lutheran Health Center	10,000
IA	Winterset	Madison County Health Care System	10,000

Note: The Herfindahl–Hirschman Index (HHI) is calculated using bed counts for hospitals in the market. The market around each hospital is defined as all hospitals located within a 30-minutes driving time. Hospital bed data are obtained from a range of sources including AHA Annual Survey and Medicare cost reports. We average the hospital-year level HHI across all years from 2007 to 2014 to create a time-invariant HHI.

# Hospital Market Concentration: Kansas



44

Note: The Herfindahl-Hirschman Index (HHI) is calculated using bed counts for hospitals in the market. The market around each hospital is defined as all hospitals located within a 30-minute driving time. Hospital bed data are obtained from a range of sources including AHA Annual Survey and Medicare cost reports. We average the hospital-year level HHI across all years from 2007 to 2014 to create a time-invariant HHI. The map presents county-level HHI values, defined as the average (weighted by beds) of the time-invariant HHIs of the hospitals located in each county.

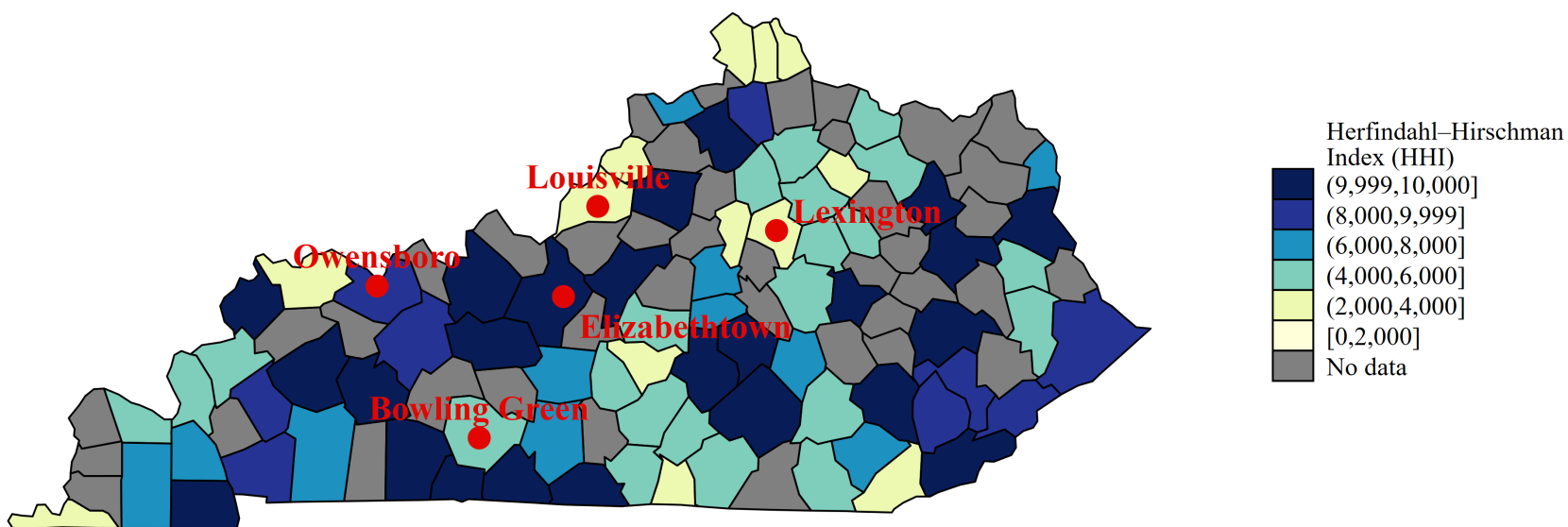
## Time-Invariant Hospital HHI: Kansas

State	City	Hospital Name	Herfindahl–Hirschman Index (HHI)
KS	Abilene	Memorial Health System	5,380
KS	Andover	Kansas Medical Center	4,408
KS	Anthony	Anthony Medical Center	5,000
KS	Arkansas City	South Central Kansas Medical Center	5,141
KS	Ashland	Ashland Health Center	10,000
KS	Atchison	Atchison Hospital	10,000
KS	Atwood	Rawlins County Health Center	10,000
KS	Belleville	Republic County Hospital	4,328
KS	Beloit	Mitchell County Hospital Hlth Syst	10,000
KS	Burlington	Coffey County Hospital	10,000
KS	Caldwell	Sumner County Hospital District 1	10,000
KS	Chanute	Neosho Memorial Regional Medical Center	6,250
KS	Clay Center	Clay County Medical Center	10,000
KS	Coffeyville	Coffeyville Regional Medical Center	10,000
KS	Colby	Citizens Medical Center	5,111
KS	Coldwater	Comanche County Hospital	10,000
KS	Columbus	Mercy Hospital Columbus	5,200
KS	Concordia	Cloud County Health Center	5,932
KS	Council Grove	Morris County Hospital	10,000
KS	Dighton	Lane County Hospital	6,337
KS	Dodge City	Western Plains Medical Complex	10,000
KS	El Dorado	Susan B. Allen Memorial Hospital	5,125
KS	Elkhart	Morton County Health System	10,000
KS	Ellinwood	Ellinwood District Hospital	4,638
KS	Ellsworth	Ellsworth County Medical Center	10,000
KS	Emporia	Newman Regional Health	10,000
KS	Eureka	Greenwood County Hospital	10,000
KS	Fort Scott	Mercy Health Center-Fort Scott	10,000
KS	Fredonia	Fredonia Regional Hospital	5,664
KS	Garden City	St Catherine Hospital	10,000
KS	Garnett	Anderson County Hospital	10,000
KS	Girard	Girard Medical Center	10,000
KS	Goodland	Goodland Regional Medical Center	10,000
KS	Great Bend	Central Kansas Medical Center	4,057
KS	Greensburg	Kiowa County Memorial Hospital	10,000
KS	Hanover	Hanover Hospital	3,335
KS	Harper	Harper Hospital District Five	5,000
KS	Hays	Hays Medical Center	6,420
KS	Herington	Herington Municipal Hospital	10,000
KS	Hiawatha	Hiawatha Community Hospital	2,501
KS	Hill City	Graham County Hospital	6,006
KS	Hillsboro	Hillsboro Community Hospital	6,072
KS	Hoisington	Clara Barton Hospital	8,472
KS	Holton	Holton Community Hospital	5,617
KS	Horton	Horton Community Hospital	3,626
KS	Hoxie	Sheridan County Health Complex	10,000
KS	Hugoton	Stevens County Hospital	10,000
KS	Hutchinson	Hutchinson Hospital Corporation	10,000
KS	Independence	Mercy Hospital - Independence	5,923
KS	Iola	Allen County Hospital	5,000
KS	Jetmore	Hodgeman County Health Center	10,000
KS	Johnson	Stanton County Hlth Care Facil	5,135
KS	Junction City	Geary Community Hospital	5,380
KS	Kansas City	Providence Medical Center	1,474
KS	Kansas City	The University of Kansas Hospital	1,380
KS	Kingman	Kingman Community Hospital	10,000
KS	Kinsley	Edwards County Hospital	10,000
KS	Kiowa	Kiowa District Hospital And Manor	10,000
KS	La Crosse	Rush County Memorial Hospital	10,000
KS	Lakin	Kearny County Hospital	10,000
KS	Larned	Pawnee Valley Community Hospital	10,000
KS	Lawrence	Lawrence Memorial Hospital	10,000
KS	Leavenworth	Cushing Memorial Hospital	5,072
KS	Leavenworth	Saint John Hospital	7,209
KS	Leawood	Doctor's Hospital	1,713
KS	Leoti	Wichita County Health Center	5,109
KS	Liberal	Southwest Medical Center	10,000
KS	Lincoln	Lincoln County Hospital	10,000

KS	Lindsborg	Lindsborg Community Hospital	6,043
KS	Lyons	Hospital District Number One	5,000
KS	Manhattan	Mercy Regional Health Center	7,530
KS	Mankato	Jewell County Hospital	5,296
KS	Marion	St Luke Hospital And Living Center	6,072
KS	Marysville	Community Memorial Healthcare	3,335
KS	Mcperson	Mcperson Hospital	3,617
KS	Meade	Meade District Hospital	10,000
KS	Medicine Lodge	Medicine Lodge Memorial Hospital	10,000
KS	Minneapolis	Ottawa County Health Center	10,000
KS	Minneola	Minneola District Hospital	10,000
KS	Moundridge	Mercy Hospital	4,754
KS	Neodesha	Wilson Medical Center	3,718
KS	Ness City	Ness County Hospital	5,122
KS	Newton	Newton Medical Center	4,341
KS	Norton	Norton County Hospital	10,000
KS	Oakley	Logan County Hospital	5,111
KS	Oberlin	Decatur County Hospital And Living Center	10,000
KS	Olathe	Olathe Medical Center	1,756
KS	Onaga	Community Health Care System	10,000
KS	Osborne	Osborne County Memorial Hospital	10,000
KS	Oswego	Oswego Community Hospital	5,084
KS	Ottawa	Ransom Memorial Hospital	5,011
KS	Overland Park	Menorah Medical Center	2,046
KS	Overland Park	Overland Park Regional Center	1,752
KS	Overland Park	Saint Luke's South Hospital	1,794
KS	Paola	Miami County Medical Center	8,594
KS	Parsons	Labette Health	7,269
KS	Phillipsburg	Phillips County Hospital	10,000
KS	Pittsburg	Mt Carmel Regional Medical Center	10,000
KS	Plainville	Rooks County Health Center	10,000
KS	Pratt	Pratt Regional Medical Center	10,000
KS	Quinter	Gove County Medical Center	5,015
KS	Ransom	Grisell Memorial Hospital Dist 1	5,122
KS	Russell	Russell Regional Hospital	6,420
KS	Sabetha	Sabetha Community Hospital	3,335
KS	Saint Francis	Cheyenne County Hospital	10,000
KS	Salina	Salina Regional Health Center	10,000
KS	Satanta	Satanta District Hospital	10,000
KS	Scott City	Scott County Hospital	6,337
KS	Sedan	Sedan City Hospital	10,000
KS	Seneca	Nemaha Valley Community Hospital	5,002
KS	Shawnee Mission	Shawnee Mission Medical Center	1,517
KS	Smith Center	Smith County Memorial Hospital	10,000
KS	Stafford	Stafford County Hospital	10,000
KS	Syracuse	Hamilton County Hospital	10,000
KS	Topeka	St Francis Health	5,092
KS	Topeka	Stormont-Vail Healthcare	5,092
KS	Tribune	Greeley County Health Services	5,109
KS	Ulysses	Bob Wilson Memorial Grant County Hospital	5,135
KS	Wakeeney	Trego Cnty-Lemke Memorial Hospital	3,831
KS	Wamego	Wamego City Hospital	7,530
KS	Washington	Washington County Hospital	5,000
KS	Wellington	Sumner Regional Medical Center	10,000
KS	Wichita	Via Christi Hospital	5,261
KS	Wichita	Via Christi Hospital On St Francis	4,206
KS	Wichita	Wesley Medical Center	4,206
KS	Winchester	F. W. Huston Medical Center	7,177
KS	Winfield	William Newton Hospital	5,141

Note: The Herfindahl–Hirschman Index (HHI) is calculated using bed counts for hospitals in the market. The market around each hospital is defined as all hospitals located within a 30-minutes driving time. Hospital bed data are obtained from a range of sources including AHA Annual Survey and Medicare cost reports. We average the hospital-year level HHI across all years from 2007 to 2014 to create a time-invariant HHI.

# Hospital Market Concentration: Kentucky



47

Note: The Herfindahl-Hirschman Index (HHI) is calculated using bed counts for hospitals in the market. The market around each hospital is defined as all hospitals located within a 30-minutes driving time. Hospital bed data are obtained from a range of sources including AHA Annual Survey and Medicare cost reports. We average the hospital-year level HHI across all years from 2007 to 2014 to create a time-invariant HHI. The map presents county-level HHI values, defined as the average (weighted by beds) of the time-invariant HHIs of the hospitals located in each county.



# Time-Invariant Hospital HHI: Kentucky

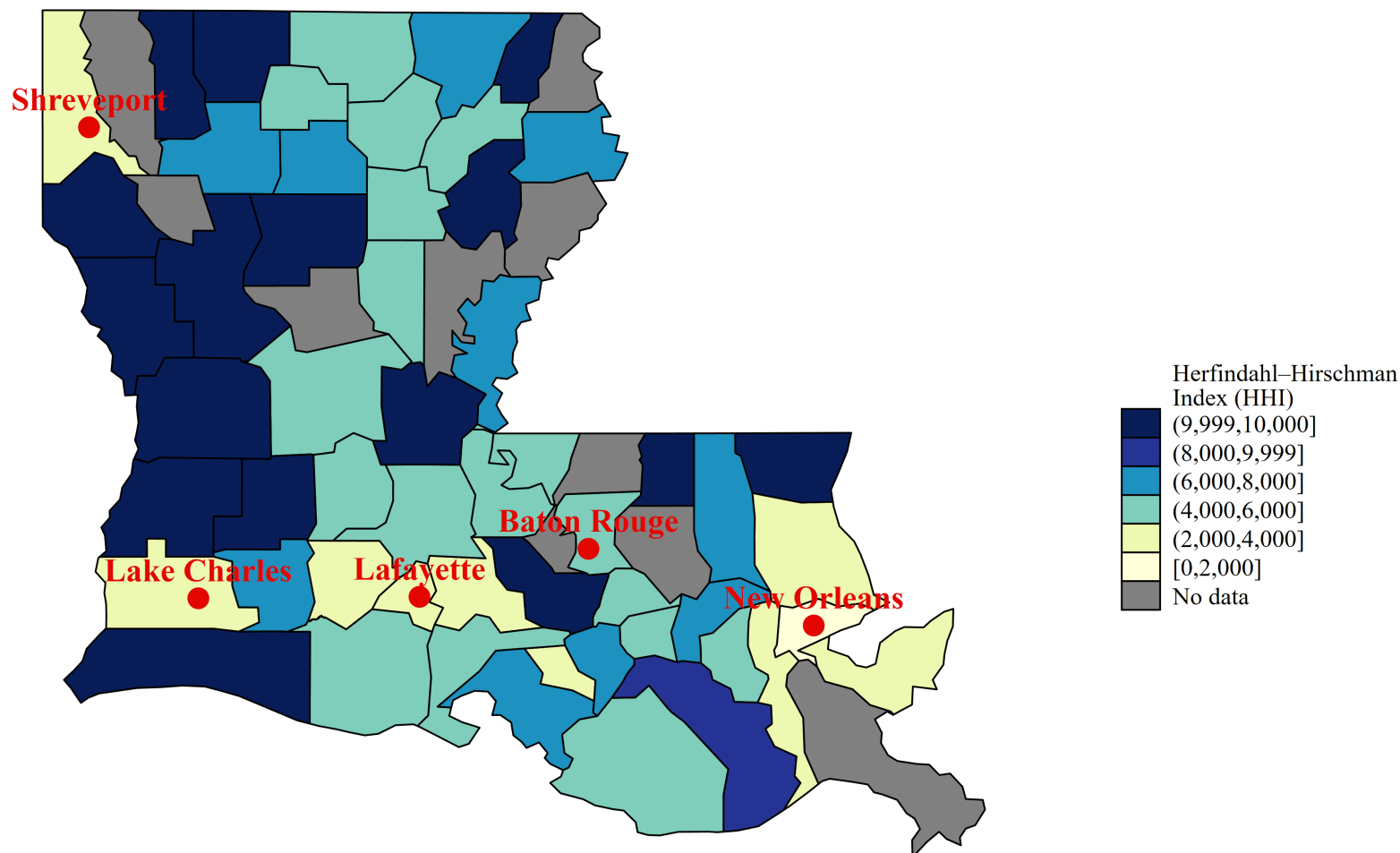
State	City	Hospital Name	Herfindahl–Hirschman Index (HHI)
KY	Albany	Clinton County Hospital	3,561
KY	Ashland	King’s Daughters Medical Center	6,552
KY	Ashland	Our Lady of Bellefonte Hospital	6,552
KY	Barbourville	Knox County Hospital	7,090
KY	Bardstown	Flaget Memorial Hospital	10,000
KY	Benton	Marshall County Hospital	6,894
KY	Berea	Saint Joseph Berea	4,226
KY	Bowling Green	Greenview Regional Hospital	5,499
KY	Bowling Green	Medical Center at Bowling Green	5,499
KY	Burkesville	Cumberland County Hospital	5,322
KY	Cadiz	Trigg County Hospital	8,125
KY	Campbellsville	Taylor Regional Hospital	3,609
KY	Carlisle	Nicholas County Hospital	3,950
KY	Carrollton	Carroll County Memorial Hospital	7,762
KY	Columbia	Westlake Regional Hospital	5,191
KY	Corbin	Baptist Health Corbin	5,227
KY	Cynthiana	Harrison Memorial Hospital	4,085
KY	Danville	Ephraim Mcdowell Regional Medical Center	7,081
KY	Edgewood	St Elizabeth Edgewood	2,432
KY	Elizabethtown	Hardin Memorial Hospital	10,000
KY	Flemingsburg	Fleming County Hospital	5,513
KY	Florence	St Elizabeth Florence	2,385
KY	Fort Thomas	St Elizabeth Fort Thomas	2,163
KY	Franklin	Medical Center at Franklin	10,000
KY	Fulton	Parkway Regional Hospital	3,447
KY	Georgetown	Georgetown Community Hospital	4,307
KY	Glasgow	T J Samson Community Hospital	7,993
KY	Greensburg	Jane Todd Crawford Hospital	5,556
KY	Greenville	Muhlenberg Community Hospital	10,000
KY	Hardinsburg	Breckinridge Memorial Hospital	10,000
KY	Harlan	Harlan Arh Hospital	10,000
KY	Harrodsburg	James B. Haggin Memorial Hospital	6,832
KY	Hartford	Ohio County Hospital	8,797
KY	Hazard	Hazard Arh Regional Medical Center	9,306
KY	Henderson	Methodist Hospital	3,715
KY	Hopkinsville	Jennie Stuart Medical Center	7,416
KY	Horse Cave	Caverna Memorial Hospital	7,993
KY	Hyden	Mary Breckinridge Arh Hospital	9,306
KY	Irvine	Marcum And Wallace Memorial Hospital	10,000
KY	Jackson	Kentucky River Medical Center	10,000
KY	Jenkins	Jenkins Community Hospital	10,000
KY	La Grange	Baptist Health La Grange	3,800
KY	Lebanon	Spring View Hospital	5,200
KY	Leitchfield	Twin Lakes Regional Medical Center	10,000
KY	Lexington	Baptist Health Lexington	3,505
KY	Lexington	Saint Joseph East	3,038
KY	Lexington	Saint Joseph Hospital	3,260
KY	Lexington	Uk Healthcare Good Sam Hospital	3,203
KY	Lexington	University of Kentucky Albert B. Chandler Hospital	3,260
KY	Liberty	Casey County Hospital	10,000
KY	London	Saint Joseph - London	5,680
KY	Louisa	Three Rivers Medical Center	10,000
KY	Louisville	Baptist Health Louisville	2,653
KY	Louisville	Jewish Hospital	2,653
KY	Louisville	Norton Audubon Hospital	2,712
KY	Louisville	Norton Brownsboro Hospital	2,780
KY	Louisville	Norton Healthcare Pavilion	2,653
KY	Louisville	Norton Hospital	2,653
KY	Louisville	Norton Suburban Hospital	2,653
KY	Louisville	Sts Mary And Elizabeth Hospital	2,712
KY	Louisville	Univ of Louisville Hospital	2,653
KY	Madisonville	Baptist Health Madisonville	10,000
KY	Manchester	Manchester Memorial Hospital	10,000
KY	Marion	Crittenden County Hospital	5,496
KY	Martin	Our Lady of The Way Hospital	5,693
KY	Mayfield	Jackson Purchase Medical Center	6,894
KY	Maysville	Meadowview Regional Medical Center	5,513
KY	Mcdowell	Mcdowell Arh Hospital	5,035

KY	Middlesboro	Middlesboro Appalachian Regional Hospital	3,577
KY	Monticello	Wayne County Hospital	5,322
KY	Morehead	St Claire Regional Medical Center	10,000
KY	Morganfield	Methodist Hospital Union Cnty	10,000
KY	Mount Sterling	Saint Joseph Mount Sterling	5,441
KY	Mount Vernon	Rockcastle Hospital	6,533
KY	Murray	Murray-Calloway County Hospital	10,000
KY	Owensboro	Owensboro Health Regional Hospital	9,542
KY	Owenton	New Horizons Health System	10,000
KY	Paducah	Baptist Health Paducah	4,663
KY	Paducah	Lourdes Hospital	4,663
KY	Paintsville	Paul B. Hall Regional Medical Center	5,527
KY	Paris	Bourbon Community Hospital	4,085
KY	Pikeville	Pikeville Medical Center	10,000
KY	Pineville	Pineville Community Hospital Assn	4,229
KY	Prestonsburg	Highlands Regional Medical Center	4,538
KY	Princeton	Caldwell County Hospital	8,125
KY	Richmond	Baptist Health Richmond	6,038
KY	Russell Springs	Russell County Hospital	5,191
KY	Russellville	Logan Memorial Hospital	10,000
KY	Salem	Livingston Hospital And Healthcare	5,496
KY	Scottsville	Medical Center at Scottsville	10,000
KY	Shelbyville	Jewish Hospital-Shelbyville	10,000
KY	Somerset	Lake Cumberland Regional Hospital	10,000
KY	South Williamson	Tug Valley Arh Regional Medical Center	5,325
KY	Stanford	Ephraim Mcdowell Fort Logan Hospital	10,000
KY	Tompkinsville	Monroe County Medical Center	10,000
KY	Versailles	Bluegrass Community Hospital	3,103
KY	West Liberty	Morgan Arh Hospital	10,000
KY	Whitesburg	Whitesburg Appalachian Regional Hospital	9,105
KY	Williamstown	St Elizabeth Grant	9,820
KY	Winchester	Clark Regional Medical Center	5,480

---

Note: The Herfindahl–Hirschman Index (HHI) is calculated using bed counts for hospitals in the market. The market around each hospital is defined as all hospitals located within a 30-minutes driving time. Hospital bed data are obtained from a range of sources including AHA Annual Survey and Medicare cost reports. We average the hospital-year level HHI across all years from 2007 to 2014 to create a time-invariant HHI.

## Hospital Market Concentration: Louisiana



50

Note: The Herfindahl-Hirschman Index (HHI) is calculated using bed counts for hospitals in the market. The market around each hospital is defined as all hospitals located within a 30-minute driving time. Hospital bed data are obtained from a range of sources including AHA Annual Survey and Medicare cost reports. We average the hospital-year level HHI across all years from 2007 to 2014 to create a time-invariant HHI. The map presents county-level HHI values, defined as the average (weighted by beds) of the time-invariant HHIs of the hospitals located in each county.

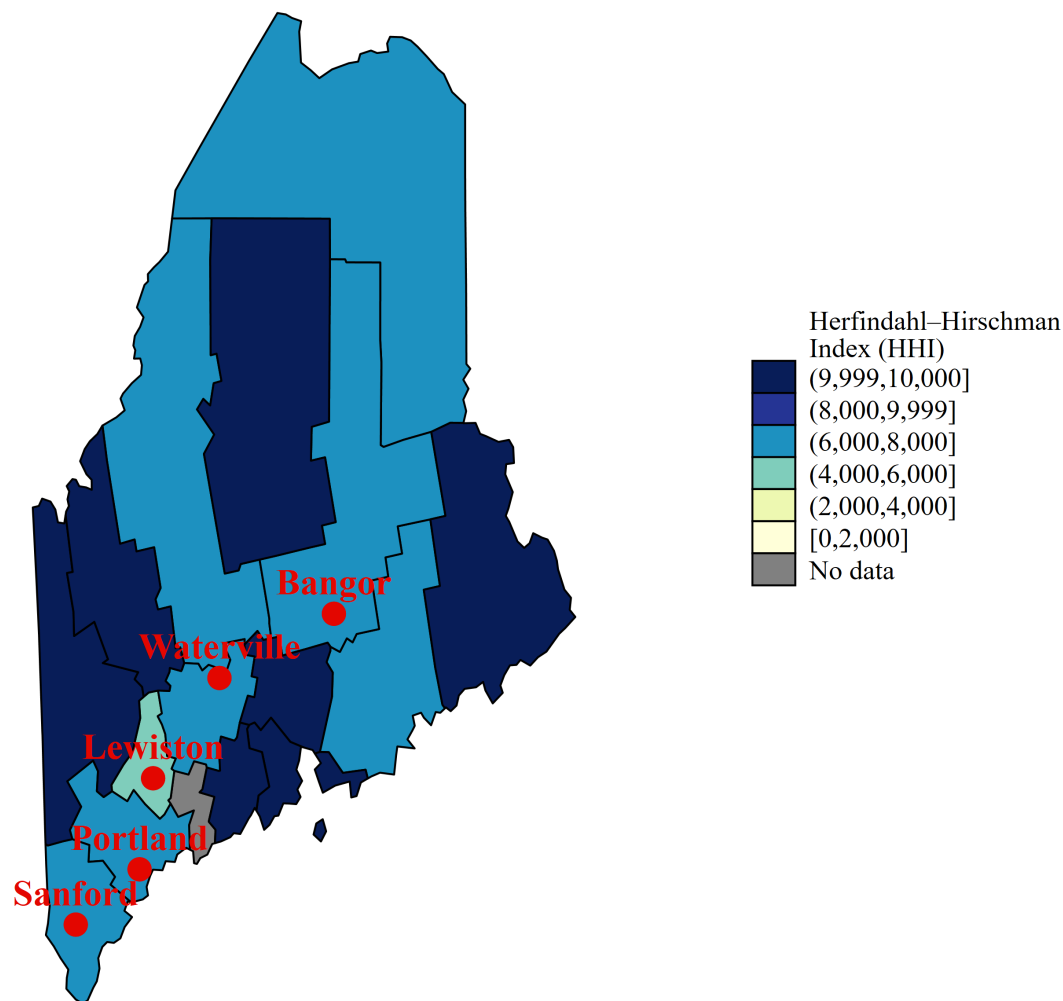
# Time-Invariant Hospital HHI: Louisiana

State	City	Hospital Name	Herfindahl-Hirschman Index (HHI)
LA	Abbeville	Abbeville General Hospital	5,550
LA	Alexandria	Christus St Frances Cabrini Hospital	4,495
LA	Alexandria	Rapides Regional Medical Center	4,495
LA	Amite	Hood Memorial Hospital	5,828
LA	Arcadia	Bienville Medical Center	7,136
LA	Bastrop	Morehouse General Hospital	7,974
LA	Baton Rouge	Baton Rouge General Medical Center	3,818
LA	Baton Rouge	Earl K. Long Medical Center	3,646
LA	Baton Rouge	Ochsner Medical Center-Baton Rouge	4,538
LA	Baton Rouge	Our Lady of Lake Regional Medical Center	4,644
LA	Bernice	Reeves Memorial Medical Center	5,676
LA	Bogalusa	Bogalusa Community Medical Center	10,000
LA	Bogalusa	Wash-St Tammany Regional Medical Center	10,000
LA	Breaux Bridge	St Martin Hospital	3,475
LA	Bunkie	Bunkie General Hospital	10,000
LA	Cameron	South Cameron Memorial Hospital	10,000
LA	Chalmette	St Bernard Parish Hospital	3,972
LA	Church Point	Acadia-St Landry Hospital	3,695
LA	Columbia	Citizens Medical Center	5,022
LA	Covington	Lakeview Regional Medical Center	5,094
LA	Covington	St Tammany Parish Hospital	3,456
LA	Crowley	Acadia General Hospital	2,259
LA	Cut Off	Lady of The Sea General Hospital	10,000
LA	De Ridder	Beauregard Memorial Hospital	10,000
LA	Delhi	Richland Parish Hospital	3,452
LA	Dequincy	Dequincy Memorial Hospital	6,802
LA	Donaldsonville	Prevost Memorial Hospital	6,878
LA	Eunice	Acadian Medical Center	4,388
LA	Farmerville	Union General Hospital	5,676
LA	Ferriday	Riverland Medical Center	7,572
LA	Franklin	Franklin Foundation Hospital	6,589
LA	Franklinton	Riverside Medical Center	10,000
LA	Gonzales	St Elizabeth Hospital	4,898
LA	Greensburg	St Helena Parish Hospital	10,000
LA	Gretna	Ochsner Medical Center - West Bank	2,342
LA	Hammond	North Oaks Medical Center	7,346
LA	Homer	Claiborne Memorial Medical Center	10,000
LA	Houma	Leonard J Chabert Medical Center	5,085
LA	Houma	Terrebonne General Medical Center	5,085
LA	Independence	Lallie Kemp Medical Center	7,346
LA	Jena	Lasalle General Hospital	5,217
LA	Jennings	Jennings American Legion Hospital	6,277
LA	Jonesboro	Jackson Parish Hospital	6,809
LA	Kaplan	Abrom Kaplan Memorial Hospital	5,214
LA	Kenner	Ochsner Medical Center - Kenner	2,579
LA	Kinder	Allen Parish Hospital	10,000
LA	La Place	River Parishes Hospital	6,935
LA	Lafayette	Acadia Optima Hospital	3,036
LA	Lafayette	Amg Specialty Hospital-Lafayette Regional Campus	2,509
LA	Lafayette	Lafayette General Medical Center	2,986
LA	Lafayette	Our Lady of Lourdes Regional Center	2,379
LA	Lafayette	University Hospital And Clinics	2,057
LA	Lake Charles	Christus St Patrick Hospital	3,926
LA	Lake Charles	Lake Charles Memorial Hospital	3,926
LA	Lake Charles	W O. Moss Regional Medical Center	3,744
LA	Leesville	Byrd Regional Hospital	10,000
LA	Luling	St Charles Parish Hospital	4,693
LA	Lutcher	St James Parish Hospital	4,429
LA	Mamou	Savoy Medical Center	4,708
LA	Mansfield	De Soto Regional Health System	10,000
LA	Many	Sabine Medical Center	10,000
LA	Marksville	Avoyelles Hospital	10,000
LA	Marrero	West Jefferson Medical Center	1,883
LA	Metairie	Doctors Hospital of Jefferson	2,157
LA	Metairie	East Jefferson General Hospital	2,157
LA	Metairie	Tulane-Lakeside Hospital	1,865
LA	Minden	Minden Medical Center	10,000
LA	Monroe	E A. Conway Medical Center	4,471

LA	Monroe	St Francis Medical Center	4,172
LA	Monroe	St Francis North Hospital	4,204
LA	Morgan City	Teche Regional Medical Center	7,816
LA	Napoleonville	Assumption Community Hospital	6,878
LA	Natchitoches	Natchitoches Regional Medical Center	10,000
LA	New Iberia	Dauterive Hospital	5,085
LA	New Iberia	Iberia Medical Center	4,154
LA	New Orleans	Interim Lsu Public Hospital	1,942
LA	New Orleans	New Orleans East Hospital	2,471
LA	New Orleans	Ochsner Baptist Medical Center	1,942
LA	New Orleans	Ochsner Medical Center	1,942
LA	New Orleans	Touro Infirmary	1,883
LA	New Orleans	Tulane Medical Center	1,942
LA	New Roads	Pointe Coupee General Hospital	5,020
LA	Oak Grove	West Carroll Memorial Hospital	10,000
LA	Oakdale	Oakdale Community Hospital	10,000
LA	Olla	Hardtner Medical Center	3,446
LA	Opelousas	Doctor's Hospital of Opelousas	4,278
LA	Opelousas	Opelousas General Health Syst	6,764
LA	Pineville	Huey P. Long Medical Center	4,303
LA	Plaquemine	River West Medical Center	10,000
LA	Raceland	Ochsner St Anne General Hospital	3,440
LA	Rayville	Richardson Medical Center	7,361
LA	Ruston	Northern Louisiana Medical Center	5,212
LA	Saint Francisville	West Feliciana Parish Hospital	5,020
LA	Shreveport	Christus Schumpert Health Syst	3,861
LA	Shreveport	Christus Schumpert Highland	3,861
LA	Shreveport	Doctors' Hospital of Shreveport	3,176
LA	Shreveport	Lsu Health Sciences Center	3,861
LA	Shreveport	Willis-Knighton Medical Center	3,861
LA	Shreveport	Willis-Knighton South	3,861
LA	Slidell	Northshore Regional Medical Center	2,787
LA	Slidell	Slidell Memorial Hospital	3,346
LA	Springhill	Springhill Medical Center	10,000
LA	Sulphur	West Calcasieu Cameron Hospital	3,701
LA	Tallulah	Madison Parish Hospital	7,430
LA	Thibodaux	Thibodaux Regional Medical Center	10,000
LA	Ville Platte	Mercy Regional Medical Center	3,481
LA	Vivian	North Caddo Medical Center	10,000
LA	West Monroe	Glenwood Regional Medical Center	4,471
LA	Winnfield	Winn Parish Medical Center	10,000
LA	Winnsboro	Franklin Medical Center	10,000
LA	Zachary	Lane Regional Medical Center	7,012

Note: The Herfindahl–Hirschman Index (HHI) is calculated using bed counts for hospitals in the market. The market around each hospital is defined as all hospitals located within a 30-minutes driving time. Hospital bed data are obtained from a range of sources including AHA Annual Survey and Medicare cost reports. We average the hospital-year level HHI across all years from 2007 to 2014 to create a time-invariant HHI.

# Hospital Market Concentration: Maine



53

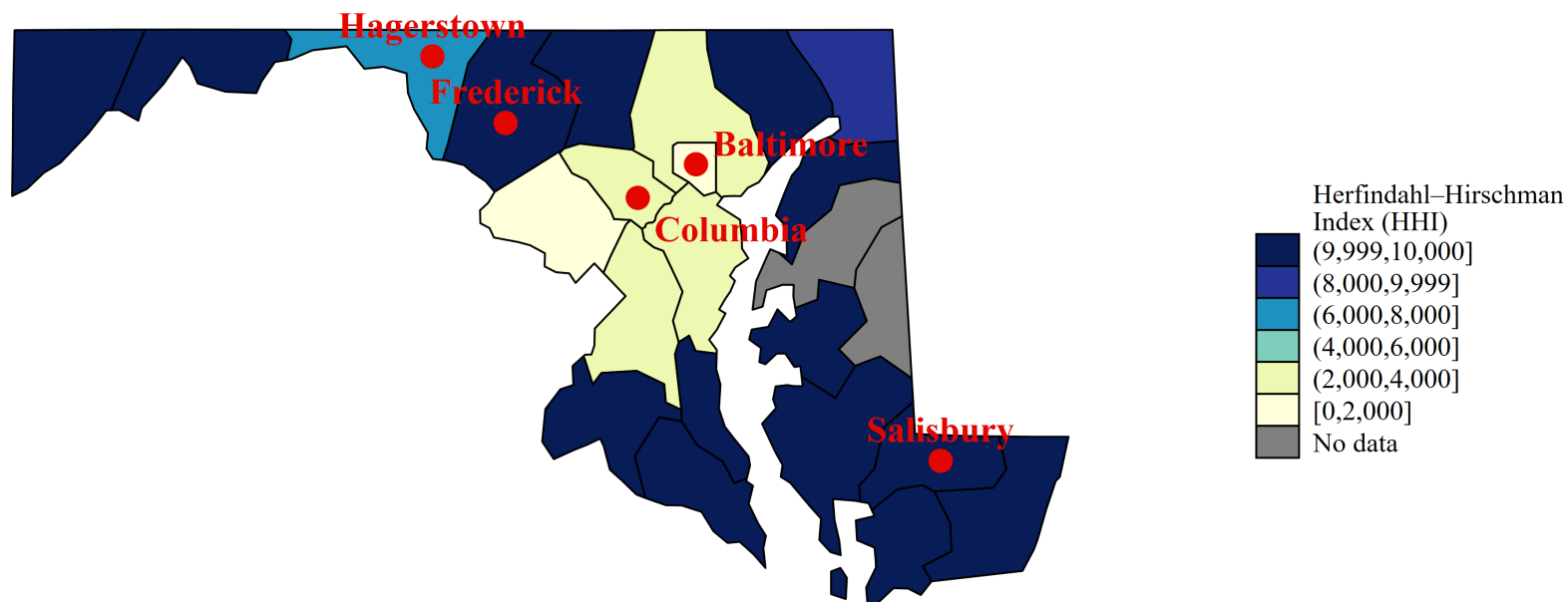
Note: The Herfindahl-Hirschman Index (HHI) is calculated using bed counts for hospitals in the market. The market around each hospital is defined as all hospitals located within a 30-minute driving time. Hospital bed data are obtained from a range of sources including AHA Annual Survey and Medicare cost reports. We average the hospital-year level HHI across all years from 2007 to 2014 to create a time-invariant HHI. The map presents county-level HHI values, defined as the average (weighted by beds) of the time-invariant HHIs of the hospitals located in each county.

## Time-Invariant Hospital HHI: Maine

State	City	Hospital Name	Herfindahl–Hirschman Index (HHI)
ME	Augusta	Mainegeneral Medical Center	6,439
ME	Bangor	Eastern Maine Medical Center	6,896
ME	Bangor	St Joseph Hospital	6,896
ME	Bar Harbor	Mount Desert Island Hospital	10,000
ME	Belfast	Waldo County General Hospital	10,000
ME	Biddeford	Southern Maine Medical Center	6,132
ME	Blue Hill	Blue Hill Memorial Hospital	5,530
ME	Boothbay Harbor	St Andrews Hospital	10,000
ME	Bridgton	Bridgton Hospital	10,000
ME	Brunswick	Mid Coast Hospital	5,265
ME	Brunswick	Parkview Adventist Medical Center	5,265
ME	Calais	Calais Regional Hospital	10,000
ME	Caribou	Cary Medical Center	5,964
ME	Damariscotta	Miles Memorial Hospital	10,000
ME	Dover-Foxcroft	Mayo Regional Hospital	10,000
ME	Ellsworth	Maine Coast Memorial Hospital	5,530
ME	Farmington	Franklin Memorial Hospital	10,000
ME	Fort Kent	Northern Maine Medical Center	10,000
ME	Greenville	Charles A. Dean Memorial Hospital	10,000
ME	Houlton	Houlton Regional Hospital	10,000
ME	Lewiston	Central Maine Medical Center	5,014
ME	Lewiston	St Mary's Regional Medical Center	5,014
ME	Lincoln	Penobscot Valley Hospital	10,000
ME	Machias	Down East Community Hospital	10,000
ME	Millinocket	Millinocket Regional Hospital	10,000
ME	Norway	Stephens Memorial Hospital	10,000
ME	Pittsfield	Sebasticook Valley Hospital	7,536
ME	Portland	Maine Medical Center	7,066
ME	Portland	Mercy Hospital of Portland	7,066
ME	Presque Isle	Aroostook Medical Center	5,964
ME	Rockport	Penobscot Bay Medical Center	10,000
ME	Rumford	Rumford Hospital	10,000
ME	Sanford	Henrietta D. Goodall Hospital	6,911
ME	Skowhegan	Redington-Fairview General Hospital	6,140
ME	Waterville	Inland Hospital	5,889
ME	York	York Hospital	5,621

Note: The Herfindahl–Hirschman Index (HHI) is calculated using bed counts for hospitals in the market. The market around each hospital is defined as all hospitals located within a 30-minutes driving time. Hospital bed data are obtained from a range of sources including AHA Annual Survey and Medicare cost reports. We average the hospital-year level HHI across all years from 2007 to 2014 to create a time-invariant HHI.

# Hospital Market Concentration: Maryland



55

Note: The Herfindahl-Hirschman Index (HHI) is calculated using bed counts for hospitals in the market. The market around each hospital is defined as all hospitals located within a 30-minute driving time. Hospital bed data are obtained from a range of sources including AHA Annual Survey and Medicare cost reports. We average the hospital-year level HHI across all years from 2007 to 2014 to create a time-invariant HHI. The map presents county-level HHI values, defined as the average (weighted by beds) of the time-invariant HHIs of the hospitals located in each county.

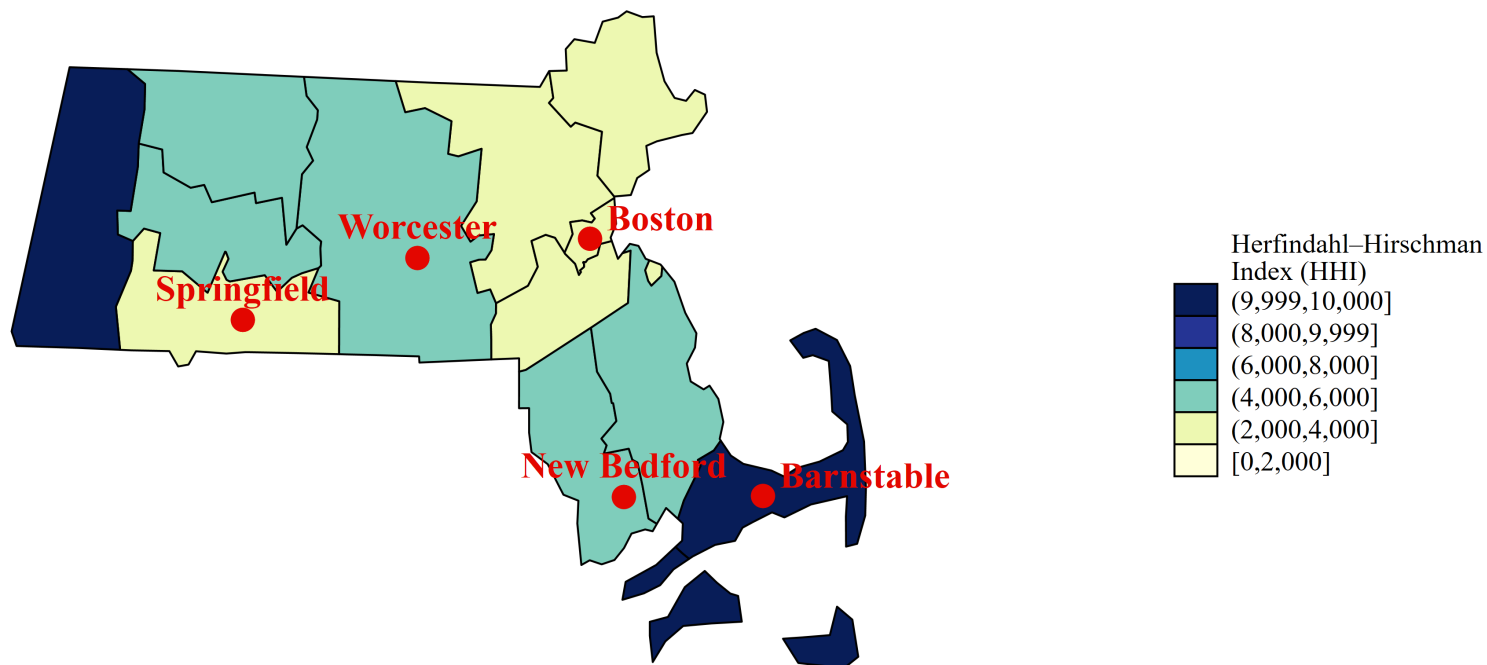


## Time-Invariant Hospital HHI: Maryland

State	City	Hospital Name	Herfindahl–Hirschman Index (HHI)
MD	Annapolis	Anne Arundel Medical Center	2,721
MD	Baltimore	Bon Secours Baltimore Health System	2,154
MD	Baltimore	Franklin Square Hospital Center	2,061
MD	Baltimore	Good Samaritan Hospital	2,013
MD	Baltimore	Greater Baltimore Medical Center	1,925
MD	Baltimore	Harbor Hospital	2,131
MD	Baltimore	Johns Hopkins Bayview Medical Center	1,845
MD	Baltimore	Johns Hopkins Hospital	1,800
MD	Baltimore	Maryland General Hospital	1,860
MD	Baltimore	Medstar Union Memorial Hospital	1,793
MD	Baltimore	Mercy Medical Center	1,845
MD	Baltimore	Saint Agnes Hospital	2,027
MD	Baltimore	Sinai Hospital of Baltimore	1,738
MD	Baltimore	Univ of Maryland Medical Center	1,840
MD	Bel Air	University of Maryland Upper Chesapeake Medical Center	10,000
MD	Berlin	Atlantic General Hospital	10,000
MD	Bethesda	Suburban Hospital	2,180
MD	Cambridge	Dorchester General Hospital	10,000
MD	Chestertown	Chester River Health System	10,000
MD	Cheverly	Prince George's Hospital Center	1,762
MD	Clinton	Medstar Southern Maryland Hospital Center	3,493
MD	Columbia	Howard County General Hospital	2,857
MD	Crisfield	Mccready Foundation	10,000
MD	Cumberland	Memorial Hospital And Medical Center	10,000
MD	Cumberland	Western Maryland Regional Medical Center	10,000
MD	Cumberland	Wmhs Braddock Hospital	10,000
MD	Easton	Memorial Hospital at Easton Maryland	10,000
MD	Elkton	Union Hospital	8,101
MD	Fort Washington	Fort Washington Medical Center	3,493
MD	Frederick	Frederick Memorial Hospital	10,000
MD	Glen Burnie	Baltimore Washington Medical Center	2,631
MD	Hagerstown	Meritus Medical Center	6,397
MD	Havre De Grace	Harford Memorial Hospital	10,000
MD	La Plata	Civista Health	10,000
MD	Lanham	Doctors Community Hospital	2,291
MD	Laurel	Laurel Regional Hospital	1,640
MD	Leonardtown	Medstar St Mary's Hospital	10,000
MD	Oakland	Garrett County Memorial Hospital	10,000
MD	Olney	Medstar Montgomery Medical Center	2,769
MD	Prince Frederick	Calvert Memorial Hospital	10,000
MD	Randallstown	Northwest Hospital	3,929
MD	Rockville	Shady Grove Adventist Hospital	2,585
MD	Salisbury	Peninsula Regional Health Syst	10,000
MD	Silver Spring	Holy Cross Hospital	1,443
MD	Takoma Park	Washington Adventist Hospital	1,460
MD	Towson	St Joseph Medical Center	1,925
MD	Westminster	Carroll Hospital Center	10,000

Note: The Herfindahl–Hirschman Index (HHI) is calculated using bed counts for hospitals in the market. The market around each hospital is defined as all hospitals located within a 30-minutes driving time. Hospital bed data are obtained from a range of sources including AHA Annual Survey and Medicare cost reports. We average the hospital-year level HHI across all years from 2007 to 2014 to create a time-invariant HHI.

## Hospital Market Concentration: Massachusetts



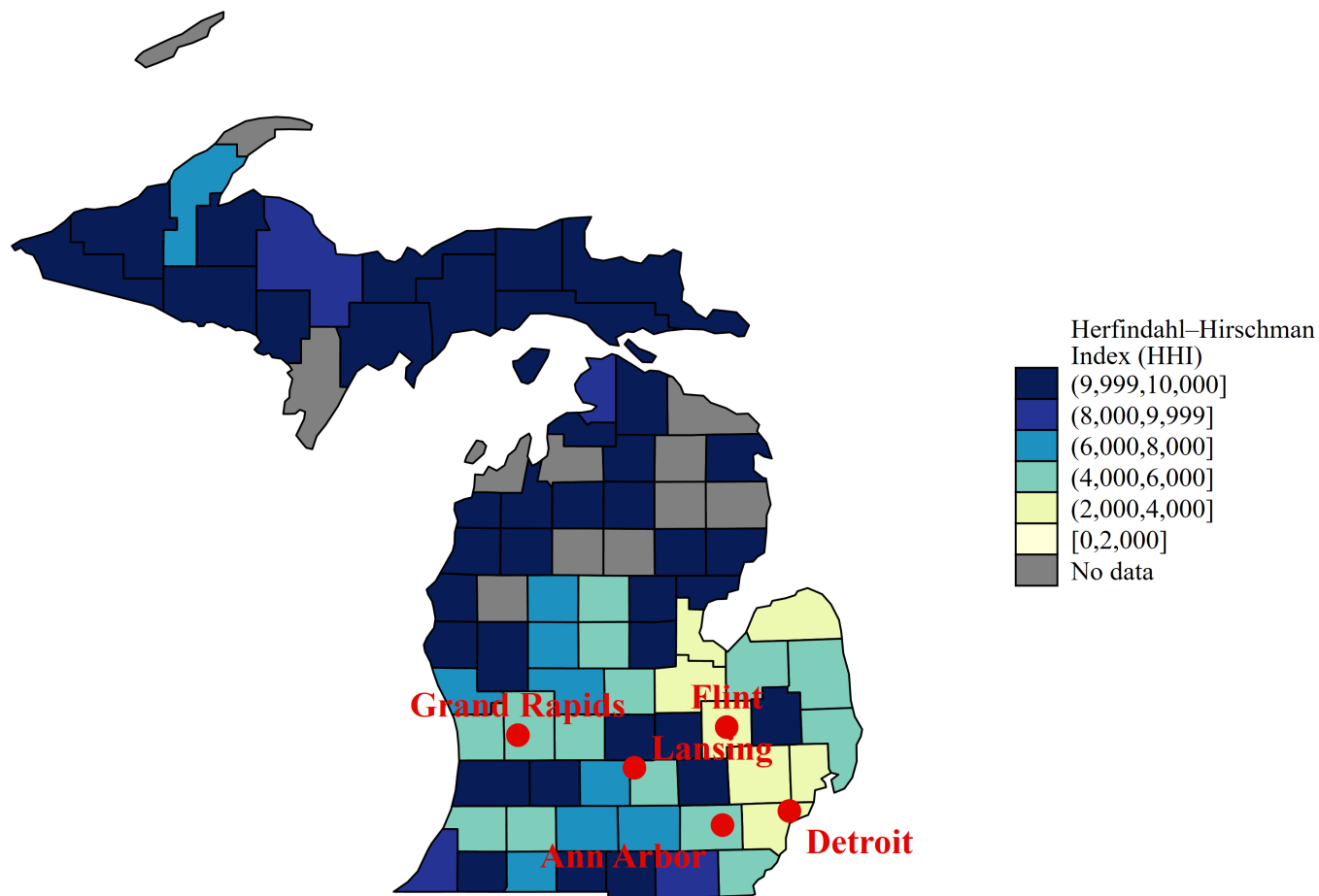
Note: The Herfindahl-Hirschman Index (HHI) is calculated using bed counts for hospitals in the market. The market around each hospital is defined as all hospitals located within a 30-minute driving time. Hospital bed data are obtained from a range of sources including AHA Annual Survey and Medicare cost reports. We average the hospital-year level HHI across all years from 2007 to 2014 to create a time-invariant HHI. The map presents county-level HHI values, defined as the average (weighted by beds) of the time-invariant HHIs of the hospitals located in each county.

## Time-Invariant Hospital HHI: Massachusetts

State	City	Hospital Name	Herfindahl–Hirschman Index (HHI)
MA	Athol	Athol Memorial Hospital	8,824
MA	Attleboro	Sturdy Memorial Hospital	2,673
MA	Ayer	Nashoba Valley Medical Center	4,163
MA	Beverly	Beverly Hospital	3,400
MA	Boston	Beth Israel Deaconess Medical Center	2,690
MA	Boston	Boston Medical Center	2,512
MA	Boston	Brigham And Women’s Faulkner Hospital	2,823
MA	Boston	Brigham And Women’s Hospital	2,922
MA	Boston	Caritas Carney Hospital	2,554
MA	Boston	Massachusetts General Hospital	2,257
MA	Boston	Tufts Medical Center	2,257
MA	Braintree	Northeast Specialty Hospital	2,022
MA	Brighton	St Elizabeth’s Medical Center	3,028
MA	Brockton	Caritas Good Samaritan Medical Center	2,777
MA	Brockton	Signature Healthcare Brockton	3,299
MA	Burlington	Lahey Clinic Hospital	2,460
MA	Cambridge	Cambridge Health Alliance	2,781
MA	Cambridge	Mount Auburn Hospital	2,811
MA	Clinton	Clinton Hospital	5,790
MA	Concord	Emerson Hospital	2,680
MA	Fall River	Saint Anne’s Hospital	4,229
MA	Fall River	Southcoast Hospitals Group	4,229
MA	Falmouth	Falmouth Hospital	10,000
MA	Framingham	Metrowest Medical Center	4,107
MA	Gardner	Heywood Hospital	4,767
MA	Great Barrington	Fairview Hospital	10,000
MA	Greenfield	Baystate Franklin Medical Center	5,768
MA	Haverhill	Merrimack Valley Hospital	3,343
MA	Holyoke	Holyoke Medical Center	3,149
MA	Hyannis	Cape Cod Hospital	10,000
MA	Lawrence	Lawrence General Hospital	2,548
MA	Leominster	Health Alliance Hospitals	4,756
MA	Lowell	Lowell General Hospital	3,063
MA	Lowell	Saints Medical Center	1,991
MA	Lynn	Union Hospital	3,400
MA	Marlborough	Umass Mem-Marlborough Hospital	5,339
MA	Melrose	Hallmark Health System	5,228
MA	Methuen	Caritas Holy Family Hospital	2,807
MA	Milford	Milford Regional Medical Center	5,014
MA	Milton	Beth Israel Deaconess Hospital-Milton	1,989
MA	Nantucket	Nantucket Cottage Hospital	10,000
MA	Needham	Deaconess-Glover Hospital Corp	3,835
MA	Newburyport	Anna Jaques Hospital	2,651
MA	Newton Lower Falls	Newton-Wellesley Hospital	2,167
MA	North Adams	North Adams Regional Hospital	10,000
MA	Northampton	Cooley Dickinson Hospital	5,212
MA	Norwood	Caritas Norwood Hospital	3,971
MA	Oak Bluffs	Martha’s Vineyard Hospital	10,000
MA	Palmer	Baystate Wing Hospital	6,230
MA	Pittsfield	Berkshire Medical Center	10,000
MA	Plymouth	Beth Israel Deaconess Hospital Plymouth	10,000
MA	Quincy	Quincy Medical Center	2,260
MA	Salem	North Shore Medical Center	5,056
MA	South Weymouth	South Shore Hospital	2,573
MA	Southbridge	Harrington Memorial Hospital	10,000
MA	Springfield	Baystate Medical Center	3,655
MA	Springfield	Mercy Medical Center	3,384
MA	Taunton	Morton Hospital And Medical Center	4,761
MA	Ware	Baystate Mary Lane Hospital	6,397
MA	Webster	Hubbard Regional Hospital	4,965
MA	Westfield	Baystate Noble Hospital	5,585
MA	Winchester	Winchester Hospital	2,662
MA	Worcester	Saint Vincent Hospital	5,998
MA	Worcester	Umass Memorial Medical Center	5,998

Note: The Herfindahl–Hirschman Index (HHI) is calculated using bed counts for hospitals in the market. The market around each hospital is defined as all hospitals located within a 30-minutes driving time. Hospital bed data are obtained from a range of sources including AHA Annual Survey and Medicare cost reports. We average the hospital-year level HHI across all years from 2007 to 2014 to create a time-invariant HHI.

# Hospital Market Concentration: Michigan



Note: The Herfindahl-Hirschman Index (HHI) is calculated using bed counts for hospitals in the market. The market around each hospital is defined as all hospitals located within a 30-minutes driving time. Hospital bed data are obtained from a range of sources including AHA Annual Survey and Medicare cost reports. We average the hospital-year level HHI across all years from 2007 to 2014 to create a time-invariant HHI. The map presents county-level HHI values, defined as the average (weighted by beds) of the time-invariant HHIs of the hospitals located in each county.

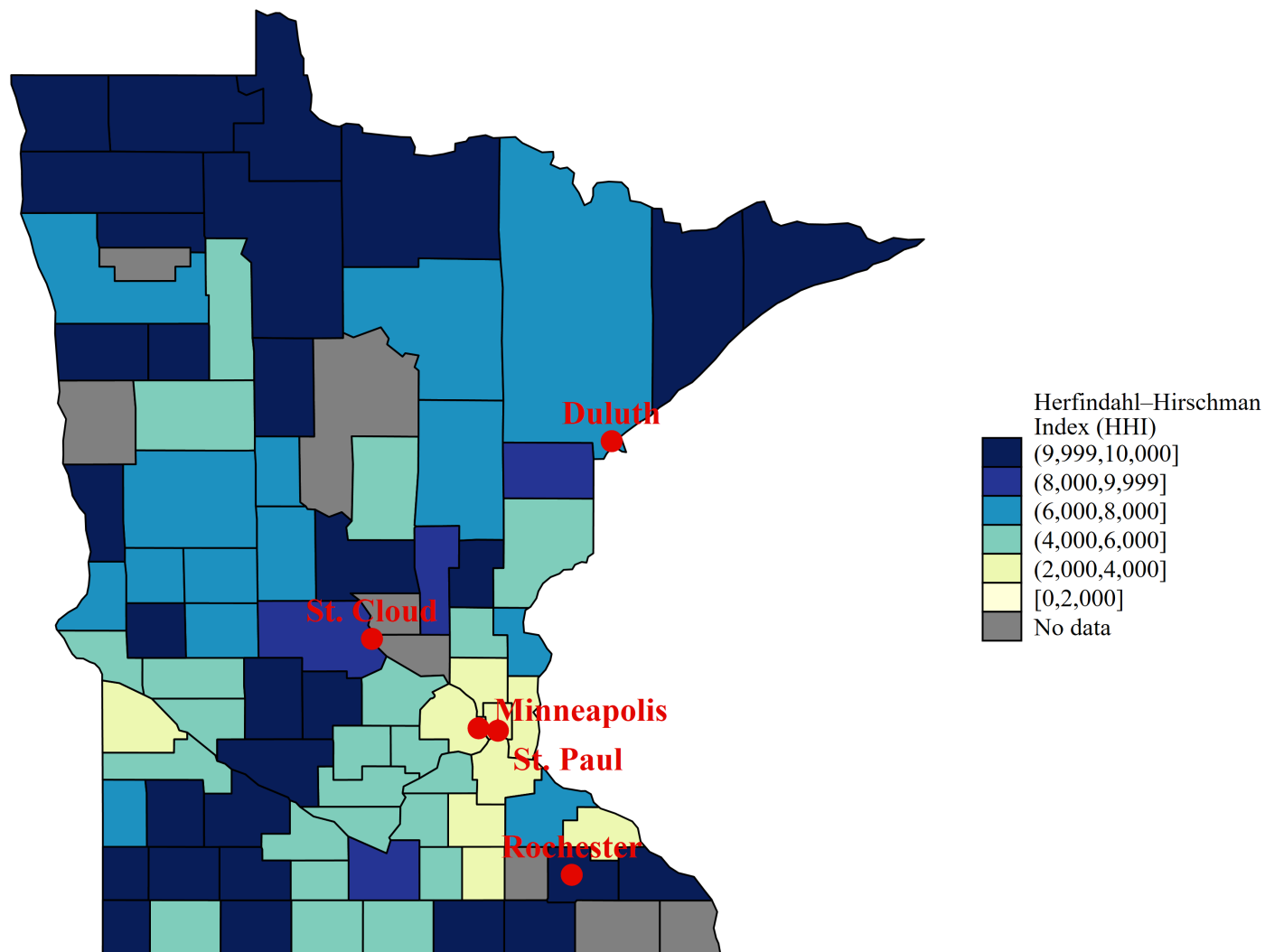
# Time-Invariant Hospital HHI: Michigan

State	City	Hospital Name	Herfindahl–Hirschman Index (HHI)
MI	Adrian	Bixby Medical Center	10,000
MI	Allegan	Allegan General Hospital	10,000
MI	Alma	Gratiot Medical Center	5,220
MI	Alpena	Alpena Regional Medical Center	10,000
MI	Ann Arbor	Univ of Michigan Hospitals	4,980
MI	Bad Axe	Huron Medical Center	2,684
MI	Battle Creek	Battle Creek Health System	6,005
MI	Bay City	Bay Regional Medical Center	3,682
MI	Big Rapids	Mecosta County Medical Center	6,382
MI	Cadillac	Mercy Hospital Cadillac	10,000
MI	Caro	Caro Community Hospital	5,000
MI	Carson City	Carson City Hospital	6,184
MI	Cass City	Hills And Dales General Hospital	3,603
MI	Charlevoix	Charlevoix Area Hospital	10,000
MI	Charlotte	Hayes Green Beach Memorial Hospital	8,738
MI	Cheboygan	Cheboygan Memorial Hospital	10,000
MI	Chelsea	Chelsea Community Hospital	5,193
MI	Clare	Midmichigan Medical Center-Clare	5,226
MI	Clinton Township	Henry Ford Macomb Hospital	2,569
MI	Coldwater	Comm Hlth Center of Branch Cnty	10,000
MI	Commerce Township	Dmc Huron Valley-Sinai Hospital	3,027
MI	Dearborn	Beaumont Hospital-Dearborn	1,899
MI	Deckerville	Deckerville Community Hospital	5,313
MI	Detroit	Detroit Receiving Hospital	2,038
MI	Detroit	Dmc - Sinai-Grace Hospital	1,844
MI	Detroit	Dmc Harper University Hospital	2,038
MI	Detroit	Henry Ford Hospital	1,800
MI	Detroit	St John Hospital And Medical Center	2,287
MI	Dowagiac	Borgess-Lee Memorial Hospital	10,000
MI	East China	St John River District Hospital	3,837
MI	Eaton Rapids	Eaton Rapids Medical Center	5,062
MI	Escanaba	Osf St Francis Hospital	10,000
MI	Farmington Hills	Beaumont Hospital - Farmington Hills	1,722
MI	Flint	Hurley Medical Center	3,371
MI	Flint	Mclaren Flint	3,371
MI	Frankfort	Paul Oliver Memorial Hospital	10,000
MI	Fremont	Gerber Memorial Health Service	10,000
MI	Garden City	Garden City Hospital	1,938
MI	Gaylord	Otsego Memorial Hospital	10,000
MI	Gladwin	Midmichigan Medical Center-Gladwin	10,000
MI	Grand Blanc	Genesys Regional Medical Center	3,371
MI	Grand Haven	North Ottawa Community Hospital	7,738
MI	Grand Rapids	Mercy Health Saint Mary'S	4,773
MI	Grand Rapids	Spectrum Health - Blodgett	4,874
MI	Grand Rapids	Spectrum Hlth-Butterworth Camp	4,773
MI	Grayling	Mercy Hospital Grayling	10,000
MI	Greenville	Spectrum Health United Hospital	7,576
MI	Grosse Pointe	Beaumont Hospital Grosse Pointe	2,983
MI	Grosse Pointe Farms	Henry Ford Cottage Hospital	2,969
MI	Hancock	Portage Health	6,722
MI	Harbor Beach	Harbor Beach Community Hospital	5,132
MI	Harrison Township	St John North Shores Hospital	3,620
MI	Hastings	Pennock Hospital	10,000
MI	Hillsdale	Hillsdale Community Health Center	10,000
MI	Holland	Holland Hospital	5,950
MI	Howell	St Joseph Mercy Livingston Hospital	10,000
MI	Ionia	Ionia County Memorial Hospital	5,048
MI	Iron Mountain	Dickinson County Healthcare Syst	10,000
MI	Iron River	Aspirus Iron River Hospitals And Clinics	10,000
MI	Ironwood	Aspirus Grand View	10,000
MI	Ishpeming	Bell Hospital	8,672
MI	Jackson	Allegiance Health	6,453
MI	Kalamazoo	Borgess Medical Center	5,006
MI	Kalamazoo	Bronson Methodist Hospital	5,006
MI	Kalkaska	Kalkaska Memorial Health Center	10,000
MI	L'Anse	Baraga County Memorial Hospital	10,000
MI	Lansing	Ingham Regional Medical Center	5,234
MI	Lansing	Sparrow Hospital	5,293

MI	Lapeer	Lapeer Regional Medical Center	10,000
MI	Laurium	Aspirus Keweenaw Hospital	6,722
MI	Livonia	St Mary Mercy Hospital	1,679
MI	Ludington	Mem Medical Center of West Michigan	10,000
MI	Madison Heights	St John Macomb-Oakland Hospital	1,722
MI	Manistee	West Shore Medical Center	10,000
MI	Manistique	Schoolcraft Memorial Hospital	10,000
MI	Marlette	Marlette Regional Hospital	6,267
MI	Marquette	Marquette General Health System	8,488
MI	Marshall	Oaklawn Hospital	6,005
MI	Midland	Midmichigan Medical Center	10,000
MI	Monroe	Mercy Memorial Hospital System	4,258
MI	Mount Clemens	Mclaren Macomb	3,375
MI	Mount Pleasant	Central Michigan Community Hospital	5,664
MI	Munising	Munising Memorial Hospital	10,000
MI	Muskegon	Hackley Hospital	7,738
MI	Muskegon	Mercy Health Partners	7,738
MI	Newberry	Helen Newberry Joy Hospital	10,000
MI	Novi	Providence Park Hospital	2,109
MI	Ontonagon	Aspirus Ontonagon Hospital	10,000
MI	Owosso	Memorial Healthcare	10,000
MI	Paw Paw	Bronson Lakeview Hospital	5,701
MI	Petoskey	Mclaren Northern Michigan	8,005
MI	Pigeon	Scheurer Hospital	3,551
MI	Pontiac	Doctors Hospital of Michigan	3,126
MI	Pontiac	Mclaren Oakland	2,269
MI	Pontiac	St Joseph Mercy Oakland	2,710
MI	Port Huron	Mclaren Port Huron	5,241
MI	Port Huron	Mercy Hospital	3,837
MI	Reed City	Spectrum Health Reed City Hospital	6,382
MI	Rochester	Crittenton Hospital Medical Center	2,310
MI	Royal Oak	Beaumont Hospital - Royal Oak	1,738
MI	Saginaw	Covenant Healthcare	3,682
MI	Saginaw	St Mary's of Michigan	3,682
MI	Saint Ignace	Mackinac Straits Health System	10,000
MI	Saint Johns	Clinton Memorial Hospital	10,000
MI	Saint Joseph	Lakeland Medical Center, St Joseph	9,037
MI	Saline	St Joseph Mercy Saline Hospital	4,816
MI	Sandusky	Mckenzie Health System	4,916
MI	Sault Sainte Marie	War Memorial Hospital	10,000
MI	Shelby	Hackley Lakeshore Hospital	10,000
MI	Sheridan	Sheridan Community Hospital	3,847
MI	South Haven	South Haven Community Hospital	5,195
MI	Southfield	Providence - Providence Park Hospital, Southfield Campus	1,696
MI	Standish	St Mary's of Michigan Hospital	10,000
MI	Sturgis	Sturgis Hospital	5,526
MI	Tawas City	St Joseph Health System	10,000
MI	Taylor	Beaumont Hospital - Taylor	2,996
MI	Tecumseh	Herrick Medical Center	8,292
MI	Three Rivers	Three Rivers Health	10,000
MI	Traverse City	Munson Medical Center	10,000
MI	Trenton	Beaumont Hospital - Trenton	4,622
MI	Troy	Beaumont Hospital - Troy	1,641
MI	Warren	Henry Ford Macomb Hospital	2,382
MI	Warren	St John Macomb Hospital	2,106
MI	Watervliet	Community Hospital	5,446
MI	Wayne	Beaumont Hospital - Wayne	4,820
MI	West Bloomfield	Henry Ford West Bloomfield Hospital	1,818
MI	West Branch	West Branch Regional Medical Center	10,000
MI	Wyandotte	Henry Ford Wyandotte Hospital	5,087
MI	Wyoming	Metro Health Hospital	4,773
MI	Ypsilanti	St Joseph Mercy Ann Arbor	5,013
MI	Zeeland	Spectrum Health Zeeland Community Hospital	3,461

Note: The Herfindahl–Hirschman Index (HHI) is calculated using bed counts for hospitals in the market. The market around each hospital is defined as all hospitals located within a 30-minutes driving time. Hospital bed data are obtained from a range of sources including AHA Annual Survey and Medicare cost reports. We average the hospital-year level HHI across all years from 2007 to 2014 to create a time-invariant HHI.

# Hospital Market Concentration: Minnesota



62

Note: The Herfindahl-Hirschman Index (HHI) is calculated using bed counts for hospitals in the market. The market around each hospital is defined as all hospitals located within a 30-minutes driving time. Hospital bed data are obtained from a range of sources including AHA Annual Survey and Medicare cost reports. We average the hospital-year level HHI across all years from 2007 to 2014 to create a time-invariant HHI. The map presents county-level HHI values, defined as the average (weighted by beds) of the time-invariant HHIs of the hospitals located in each county.

## Time-Invariant Hospital HHI: Minnesota

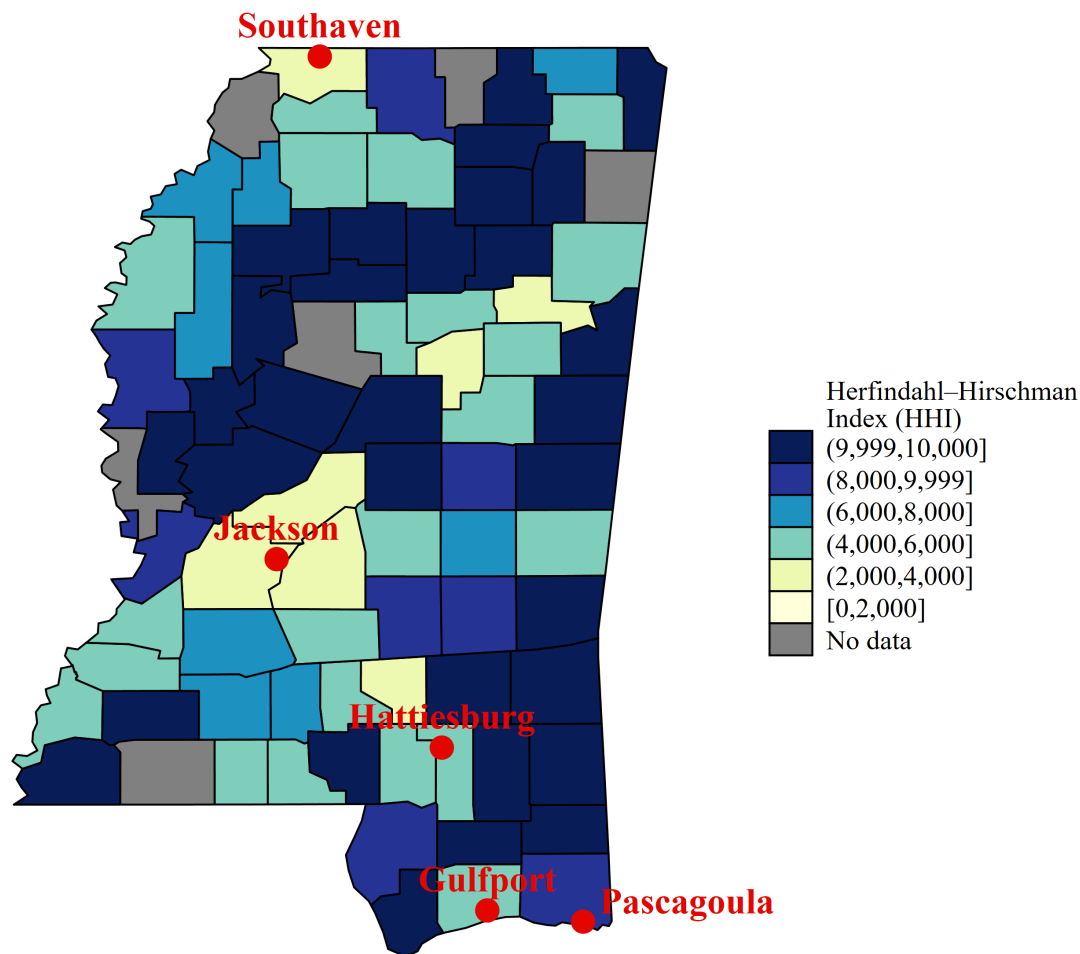
State	City	Hospital Name	Herfindahl–Hirschman Index (HHI)
MN	Ada	Bridges Medical Center	10,000
MN	Aitkin	Riverwood Healthcare Center	7,496
MN	Albany	Albany Area Hospital And Medical Center	7,387
MN	Albert Lea	Albert Lea Medical Center	10,000
MN	Alexandria	Douglas County Hospital	6,746
MN	Appleton	Appleton Area Health Services	4,608
MN	Arlington	Ridgeview Sibley Medical Center	4,561
MN	Aurora	Essentia Health Northern Pines	10,000
MN	Austin	Austin Medical Center	10,000
MN	Bagley	Clearwater Health Services	5,230
MN	Baudette	CHI Lakewood Health	10,000
MN	Bemidji	North Country Regional Hospital	10,000
MN	Benson	Swift County-Benson Hospital	10,000
MN	Bigfork	Bigfork Valley Hospital	10,000
MN	Blue Earth	United Hospital District	5,827
MN	Brainerd	Essentia Health St Joseph's Medical Center	5,023
MN	Breckenridge	CHI St Francis Health	10,000
MN	Buffalo	Buffalo Hospital	6,083
MN	Burnsville	Fairview Ridges Hospital	2,275
MN	Cambridge	Cambridge Medical Center	5,702
MN	Canby	Sanford Canby Medical Center	5,241
MN	Cannon Falls	Cannon Falls Medical Center	4,208
MN	Cloquet	Community Memorial Hospital	10,000
MN	Cook	Cook Hospital And Cnc Unit	10,000
MN	Coon Rapids	Mercy Hospital	5,014
MN	Crookston	Riverview Health	10,000
MN	Crosby	Cuyuna Regional Medical Center	4,359
MN	Dawson	Johnson Memorial Health Services	3,624
MN	Deer River	Deer River Healthcare Center	5,095
MN	Detroit Lakes	Essentia Health St Mary's - Detroit Lakes	5,216
MN	Duluth	Essentia Health Duluth	5,476
MN	Duluth	Essentia Health St Mary's Medical Center	5,476
MN	Duluth	St Luke's Hospital	5,476
MN	Edina	Fairview Southdale Hospital	2,013
MN	Elbow Lake	Eleah Medical Center	7,604
MN	Ely	Ely-Bloomenson Community Hospital	10,000
MN	Fairmont	Fairmont Medical Center	5,827
MN	Faribault	District One Hospital	3,805
MN	Fergus Falls	Lake Region Healthcare	7,604
MN	Fosston	Essentia Health Fosston	5,230
MN	Fridley	Unity Hospital	1,933
MN	Glencoe	Glencoe Regional Health Services	4,756
MN	Glennwood	Glacial Ridge Health System	6,746
MN	Graceville	Essentia Health Graceville	4,788
MN	Grand Marais	Cook County North Shore Hospital	10,000
MN	Grand Rapids	Grand Itasca Clinic And Hospital	5,095
MN	Granite Falls	Granite Falls Mun Hospital	6,419
MN	Hallock	Kittson Memorial Healthcare Center	10,000
MN	Hastings	Regina Hospital	5,182
MN	Hendricks	Hendricks Community Hospital	5,115
MN	Hibbing	Fairview Range Regional Health Serv	10,000
MN	Hutchinson	Hutchinson Area Health Care	5,370
MN	International Falls	Falls Memorial Hospital	10,000
MN	Jackson	Sanford Jackson Medical Center	10,000
MN	Lake City	Lake City Medical Center-Mayo	4,107
MN	Le Sueur	Minnesota Valley Health Center	5,810
MN	Litchfield	Meecker County Memorial Hospital	10,000
MN	Little Falls	CHI St Gabriel's Health	10,000
MN	Long Prairie	Centracare Health System - Long Prairie	6,943
MN	Luverne	Sanford Hospital Luverne	10,000
MN	Madelia	Madelia Community Hospital	5,277
MN	Madison	Madison Hospital	4,608
MN	Mahnomen	Mahnomen Health Center	10,000
MN	Mankato	Immanuel St Joseph's Health	8,331
MN	Maple Grove	Maple Grove Hospital	2,899
MN	Maplewood	St John's Hospital	2,003
MN	Marshall	Avera Marshall Regional Medical Center	10,000
MN	Melrose	Centracare Health System - Melrose	5,810



MN	Minneapolis	Abbott Northwestern Hospital	1,905
MN	Minneapolis	Hennepin County Medical Center	1,926
MN	Minneapolis	Univ of Minnesota Medical Center	1,926
MN	Montevideo	Chippewa Cnty-Montevideo Hospital	4,048
MN	Monticello	Centracare Health-Monticello	4,685
MN	Moose Lake	Mercy Hospital	5,806
MN	Mora	Firstlight Health System	10,000
MN	Morris	Stevens Community Medical Center	10,000
MN	New Prague	Mayo Clinic Health System In New Prague	6,510
MN	New Ulm	New Ulm Medical Center	5,607
MN	Northfield	Northfield Hospital	4,822
MN	Olivia	Rc Hospital And Clinics	10,000
MN	Onamia	Mille Lacs Health System	10,000
MN	Ortonville	Ortonville Area Health Services	3,963
MN	Owatonna	Owatonna Hospital	3,876
MN	Park Rapids	CHI St Joseph's Health	10,000
MN	Paynesville	Centracare Health-Paynesville	10,000
MN	Perham	Perham Health	5,216
MN	Pipestone	Pipestone County Medical Center	10,000
MN	Princeton	Fairview Northland Medical Center	5,702
MN	Red Wing	Fairview Red Wing Medical Center	10,000
MN	Redwood Falls	Redwood Area Hospital	10,000
MN	Robbinsdale	North Memorial Health Care	2,259
MN	Rochester	Mayo Clinic - Methodist Hospital	10,000
MN	Rochester	Mayo Clinic - Saint Marys Hospital	10,000
MN	Roseau	Lifecare Medical Center	10,000
MN	Saint Cloud	St Cloud Hospital	10,000
MN	Saint James	Mayo Clinic Health System In Saint James	3,548
MN	Saint Louis Park	Methodist Hospital	2,353
MN	Saint Paul	Regions Hospital	2,446
MN	Saint Paul	St Joseph's Hospital	2,489
MN	Saint Paul	United Hospital	2,450
MN	Saint Peter	River's Edge Hospital And Clinic	4,813
MN	Sandstone	Essentia Health Sandstone	5,806
MN	Sauk Centre	Centracare Health-Sauk Centre	7,416
MN	Shakopee	St Francis Regional Medical Center	4,094
MN	Slayton	Murray County Medical Center	10,000
MN	Sleepy Eye	Sleepy Eye Medical Center	3,688
MN	Springfield	Mayo Clinic Health System In Springfield	5,083
MN	Staples	Lakewood Health System	7,346
MN	Stillwater	Lakeview Hospital	5,006
MN	Thief River Falls	Meritcare Thief River Falls	10,000
MN	Tracy	Sanford Tracy Medical Center	10,000
MN	Two Harbors	Lake View Memorial Hospital	10,000
MN	Tyler	Tyler Healthcare Center	10,000
MN	Virginia	Essentia Health-Virginia	10,000
MN	Wabasha	Saint Elizabeth Medical Center	3,663
MN	Waconia	Ridgeview Medical Center	5,123
MN	Wadena	Tri-County Hospital	7,346
MN	Warren	North Valley Health Center	10,000
MN	Waseca	Mayo Clinic Health System In Waseca	5,350
MN	Westbrook	Sanford Westbrook Medical Center	10,000
MN	Wheaton	Sanford Wheaton Medical Center	7,017
MN	Willmar	Rice Memorial Hospital	10,000
MN	Windom	Windom Area Hospital	10,000
MN	Winona	Winona Health	10,000
MN	Woodbury	Woodwinds Health Campus	2,416
MN	Worthington	Sanford Regional Hospital	5,728
MN	Wyoming	Fairview Lakes Health Services	6,682

Note: The Herfindahl–Hirschman Index (HHI) is calculated using bed counts for hospitals in the market. The market around each hospital is defined as all hospitals located within a 30-minutes driving time. Hospital bed data are obtained from a range of sources including AHA Annual Survey and Medicare cost reports. We average the hospital-year level HHI across all years from 2007 to 2014 to create a time-invariant HHI.

# Hospital Market Concentration: Mississippi



65

Note: The Herfindahl-Hirschman Index (HHI) is calculated using bed counts for hospitals in the market. The market around each hospital is defined as all hospitals located within a 30-minute driving time. Hospital bed data are obtained from a range of sources including AHA Annual Survey and Medicare cost reports. We average the hospital-year level HHI across all years from 2007 to 2014 to create a time-invariant HHI. The map presents county-level HHI values, defined as the average (weighted by beds) of the time-invariant HHIs of the hospitals located in each county.

# Time-Invariant Hospital HHI: Mississippi

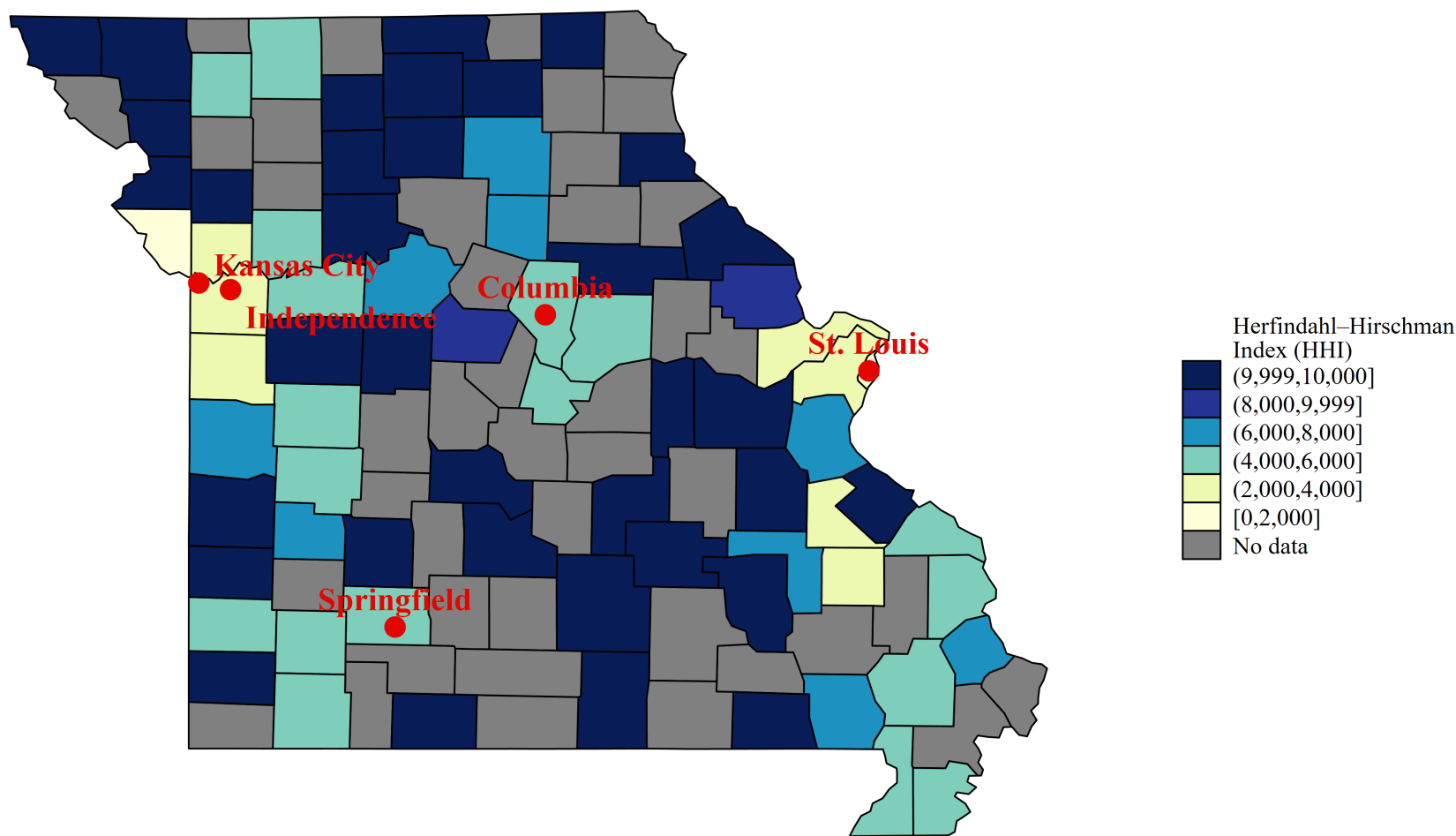
State	City	Hospital Name	Herfindahl–Hirschman Index (HHI)
MS	Aberdeen	Pioneer Community Hospital	3,837
MS	Ackerman	Choctaw County Hospital	3,970
MS	Amory	Gilmore Memorial Regional Medical Center	6,065
MS	Batesville	Merit Health Batesville	5,791
MS	Bay Saint Louis	Hancock Medical Center	10,000
MS	Bay Springs	Jasper General Hospital	9,489
MS	Belzoni	Humphreys County Memorial Hospital	10,000
MS	Biloxi	Biloxi Regional Medical Center	3,587
MS	Biloxi	Gulf Coast Medical Center	3,947
MS	Booneville	Baptist Memorial Hospital-Booneville	5,829
MS	Brandon	Crossgates River Oaks Hospital	2,536
MS	Brookhaven	King’s Daughters Medical Center	6,492
MS	Calhoun City	Calhoun Health Services	10,000
MS	Canton	Madison County Medical Center	3,163
MS	Carthage	Baptist Medical Center Leake	10,000
MS	Centreville	Field Memorial Community Hospital	10,000
MS	Charleston	Tallahatchie General Hospital	10,000
MS	Clarksdale	Merit Health Northwest Mississippi	7,491
MS	Cleveland	Bolivar Medical Center	5,155
MS	Collins	Covington County Hospital	3,660
MS	Columbia	Marion General Hospital	10,000
MS	Columbus	Baptist Memorial Hospital-Golden	10,000
MS	Corinth	Magnolia Regional Health Center	6,783
MS	De Kalb	John C. Stennis Memorial Hospital	10,000
MS	Eupora	North Mississippi Medical Center-Eupora	4,562
MS	Fayette	Jefferson County Hospital	5,014
MS	Flowood	Merit Health River Oaks	2,536
MS	Forest	Lackey Memorial Hospital	6,023
MS	Greenville	Delta Regional Medical Center	10,000
MS	Greenville	King’s Daughters Hospital	8,054
MS	Greenwood	Greenwood Leflore Hospital	10,000
MS	Grenada	Grenada Lake Medical Center	10,000
MS	Gulfport	Garden Park Medical Center	4,215
MS	Gulfport	Memorial Hospital at Gulfport	6,225
MS	Hattiesburg	Forrest General Hospital	5,867
MS	Hattiesburg	Merit Health Wesley	5,867
MS	Hazlehurst	Hardy Wilson Memorial Hospital	6,492
MS	Holly Springs	Alliance Healthcare System	8,753
MS	Houston	Trace Regional Hospital	10,000
MS	Indianola	South Sunflower County Hospital	10,000
MS	Iuka	North Mississippi Medical Center-Iuka	10,000
MS	Jackson	Central Mississippi Medical Center	2,536
MS	Jackson	Mississippi Baptist Medical Center	2,549
MS	Jackson	St Dominic-Jackson Memorial Hospital	2,549
MS	Jackson	University Hospital	2,549
MS	Kilmichael	Kilmichael Hospital	4,613
MS	Kosciusko	Baptist Medical Center Attala	10,000
MS	Laurel	South Central Regional Medical Center	10,000
MS	Leakesville	Greene County Hospital	10,000
MS	Lexington	Holmes County Hospital And Clinics	10,000
MS	Louisville	Winston Medical Center	5,898
MS	Lucedale	George County Hospital	10,000
MS	Macon	Noxubee General Hospital	10,000
MS	Magee	Magee General Hospital	3,742
MS	Magnolia	Beacham Memorial Hospital	5,390
MS	Marks	Quitman County Hospital	7,491
MS	Mccomb	Southwest Mississippi Medical Cntr	4,096
MS	Meadville	Franklin County Memorial Hospital	10,000
MS	Mendenhall	Simpson General Hospital	5,441
MS	Meridian	Anderson Regional Medical Center	4,791
MS	Meridian	Anderson Regional Medical Center-South Campus	4,791
MS	Meridian	Rush Foundation Hospital	4,791
MS	Monticello	Lawrence County Hospital	6,701
MS	Morton	Scott Regional Hospital	4,648
MS	Natchez	Merit Health Natchez	4,888
MS	Natchez	Natchez Community Hospital	4,888
MS	New Albany	Baptist Memorial Hospital-Union County	10,000
MS	Newton	Newton Regional Hospital	6,173

MS	Ocean Springs	Ocean Springs Hospital	4,020
MS	Olive Branch	Methodist Olive Branch Hospital	4,781
MS	Oxford	Baptist Memorial Hospital-North Mississippi	5,176
MS	Pascagoula	Singing River Hospital	10,000
MS	Philadelphia	Neshoba County General Hospital	8,077
MS	Picayune	Highland Community Hospital	3,890
MS	Pontotoc	North Mississippi Medical Center	10,000
MS	Poplarville	Pearl River County Hospital	10,000
MS	Port Gibson	Claiborne County Hospital	5,014
MS	Prentiss	Jefferson Davis Community Hospital	4,312
MS	Quitman	H C. Watkins Memorial Hospital	10,000
MS	Raleigh	Patients Choice Medical Center of Smith County	8,638
MS	Richton	Perry County General Hospital	10,000
MS	Ripley	Tippah County Hospital	10,000
MS	Rolling Fork	Sharkey-Issaquena Community Hospital	10,000
MS	Ruleville	North Sunflower Medical Center	5,155
MS	Senatobia	North Oak Regional Medical Center	4,716
MS	Southaven	Baptist Memorial Hospital-Desoto	3,018
MS	Starkville	Och Regional Medical Center	5,266
MS	Tupelo	North Mississippi Medical Center	10,000
MS	Tylertown	Walthall County General Hospital	5,187
MS	Union	Laird Hospital	6,465
MS	Vicksburg	River Region Medical Center	10,000
MS	Vicksburg	Vicksburg Medical Center	9,083
MS	Water Valley	Yalobusha General Hospital	10,000
MS	Waynesboro	Wayne General Hospital	10,000
MS	West Point	North Mississippi Medical Center	3,849
MS	Wiggins	Stone County Hospital	10,000
MS	Winona	Tyler Holmes Memorial Hospital	5,706
MS	Yazoo City	Baptist Medical Center Yazoo	10,000

---

Note: The Herfindahl–Hirschman Index (HHI) is calculated using bed counts for hospitals in the market. The market around each hospital is defined as all hospitals located within a 30-minutes driving time. Hospital bed data are obtained from a range of sources including AHA Annual Survey and Medicare cost reports. We average the hospital-year level HHI across all years from 2007 to 2014 to create a time-invariant HHI.

# Hospital Market Concentration: Missouri



68

Note: The Herfindahl-Hirschman Index (HHI) is calculated using bed counts for hospitals in the market. The market around each hospital is defined as all hospitals located within a 30-minutes driving time. Hospital bed data are obtained from a range of sources including AHA Annual Survey and Medicare cost reports. We average the hospital-year level HHI across all years from 2007 to 2014 to create a time-invariant HHI. The map presents county-level HHI values, defined as the average (weighted by beds) of the time-invariant HHIs of the hospitals located in each county.

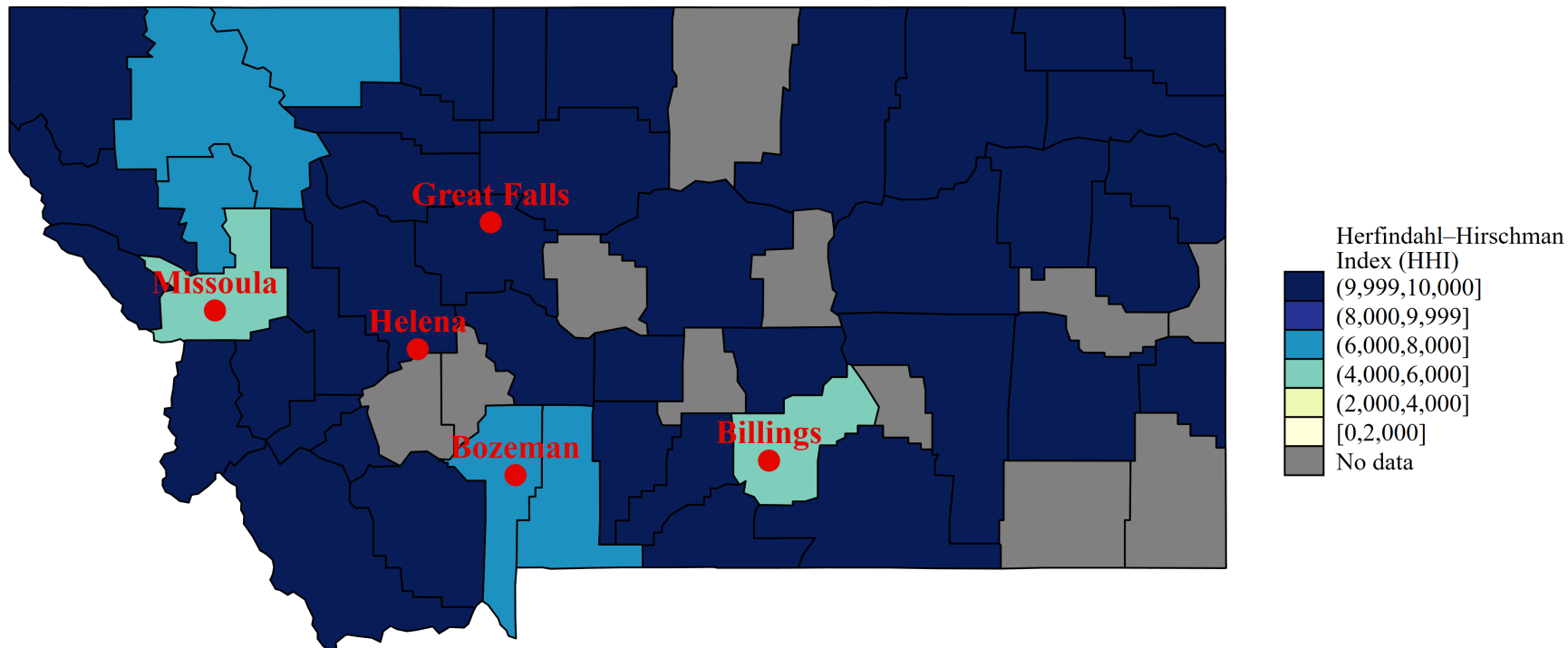
## Time-Invariant Hospital HHI: Missouri

State	City	Hospital Name	Herfindahl-Hirschman Index (HHI)
MO	Albany	Northwest Medical Center	5,070
MO	Appleton City	Ellett Memorial Hospital	6,811
MO	Aurora	Mercy Hospital Aurora	5,000
MO	Belton	Belton Regional Medical Center	2,527
MO	Bethany	Harrison County Community Hospital	5,070
MO	Blue Springs	St Mary's Medical Center	3,189
MO	Bolivar	Citizens Memorial Hospital	10,000
MO	Bonne Terre	Parkland Health Center-Bonne Terre	5,016
MO	Boonville	Cooper County Memorial Hospital	8,311
MO	Branson	Cox Medical Center Branson	10,000
MO	Bridgeton	Ssm Depaul Health Center	2,469
MO	Brookfield	Gen John J Pershing Memorial Hospital	10,000
MO	Butler	Bates County Memorial Hospital	6,811
MO	Cameron	Cameron Regional Medical Center	10,000
MO	Cape Girardeau	Saint Francis Medical Center	5,040
MO	Cape Girardeau	Southeast Hospital	5,040
MO	Carrollton	Carroll County Memorial Hospital	10,000
MO	Cassville	Mercy Hospital Cassville	5,133
MO	Chesterfield	St Luke's Hospital	2,163
MO	Chillicothe	Hedrick Medical Center	10,000
MO	Clinton	Golden Valley Memorial Healthcare	5,839
MO	Columbia	Boone Hospital Center	5,079
MO	Columbia	University of Missouri Hospitals And Clinics	5,079
MO	Crystal City	Jefferson Memorial Hospital	6,168
MO	Dexter	Missouri Southern Healthcare	5,984
MO	Doniphan	Ripley County Memorial Hospital	10,000
MO	El Dorado Springs	Cedar County Memorial Hospital	6,040
MO	Ellington	Advanced Healthcare Medical Center	10,000
MO	Excelsior Springs	Excelsior Springs Hospital	5,807
MO	Fairfax	Community Hospital Association	10,000
MO	Farmington	Mineral Area Regional Medical Center	3,072
MO	Farmington	Parkland Health Center	3,072
MO	Fenton	Ssm St Clare Health Center	1,950
MO	Fredericktown	Madison Medical Center	3,355
MO	Fulton	Callaway Community Hospital	4,402
MO	Hannibal	Hannibal Regional Hospital	10,000
MO	Harrisonville	Cass Medical Center	5,029
MO	Hayti	Pemiscot Memorial Health System	5,183
MO	Hermann	Hermann Area District Hospital	10,000
MO	Houston	Texas County Memorial Hospital	10,000
MO	Jefferson City	Capital Region Medical Center	4,124
MO	Jefferson City	Ssm Health St Mary's Hospital - Jefferson City	4,252
MO	Joplin	Freeman Health System	5,283
MO	Joplin	Mercy Hospital Joplin	5,283
MO	Kansas City	Research Medical Center	1,772
MO	Kansas City	Research Medical Center	1,772
MO	Kansas City	Saint Luke's Hospital	1,572
MO	Kansas City	Saint Luke's North Hospital - Barry Road	1,433
MO	Kansas City	St Joseph Medical Center	1,448
MO	Kansas City	Truman Medical Center-Hospital Hill	1,327
MO	Kansas City	Truman Medical Center-Lakewood	3,865
MO	Kennett	Twin Rivers Regional Medical Center	5,183
MO	Kirksville	Northeast Regional Medical Center	10,000
MO	Lake Saint Louis	Ssm St Joseph Hospital West	7,421
MO	Lamar	Barton County Memorial Hospital	10,000
MO	Lebanon	Mercy Hospital Lebanon	10,000
MO	Lee'S Summit	Lee's Summit Medical Center	3,314
MO	Lee'S Summit	Saint Luke's East-Lee's Summit	3,013
MO	Lexington	Lafayette Regional Health Center	5,000
MO	Liberty	Liberty Hospital	2,353
MO	Louisiana	Pike County Memorial Hospital	10,000
MO	Macon	Samaritan Memorial Hospital	6,719
MO	Marshall	Fitzgibbon Hospital	6,525
MO	Maryville	Ssm Health St Francis Hospital - Maryville	10,000
MO	Memphis	Scotland County Hospital	10,000
MO	Mexico	Audrain Medical Center	10,000
MO	Milan	Sullivan County Memorial Hospital	10,000
MO	Moberly	Moberly Regional Medical Center	6,719

MO	Monett	Cox Monett	5,350
MO	Mountain View	Mercy St Francis Hospital	10,000
MO	Neosho	Freeman Neosho Hospital	10,000
MO	Nevada	Nevada Regional Medical Center	10,000
MO	North Kansas City	North Kansas City Hospital	1,285
MO	O'Fallon	Progress West Healthcare Center	2,386
MO	Osage Beach	Lake Regional Health System	10,000
MO	Osceola	Sac-Osage Hospital	5,244
MO	Perryville	Perry County Memorial Hospital	5,000
MO	Pilot Knob	Iron County Hospital	7,699
MO	Poplar Bluff	Poplar Bluff Regional Medical Center	7,899
MO	Potosi	Washington County Memorial Hospital	10,000
MO	Richmond	Ray County Memorial Hospital	5,000
MO	Rolla	Phelps County Regional Medical Cntr	10,000
MO	Saint Charles	Ssm St Joseph Health Center	2,419
MO	Saint Joseph	Heartland Regional Medical Center	10,000
MO	Saint Louis	Barnes-Jewish Hospital	1,732
MO	Saint Louis	Barnes-Jewish West County Hospital	2,240
MO	Saint Louis	Christian Hospital	2,497
MO	Saint Louis	Des Peres Hospital	2,122
MO	Saint Louis	Mercy Hospital St Louis	2,122
MO	Saint Louis	Missouri Baptist Medical Center	2,122
MO	Saint Louis	Saint Louis University Hospital	1,793
MO	Saint Louis	Southpointe Hospital	2,558
MO	Saint Louis	Ssm St Mary's Health Center	1,863
MO	Saint Louis	St Alexius Hospital	2,037
MO	Saint Louis	St Anthony's Medical Center	1,807
MO	Saint Peters	Barnes-Jewish St Peters Hospital	2,412
MO	Salem	Salem Memorial District Hospital	10,000
MO	Sedalia	Bothwell Regional Health Center	10,000
MO	Sikeston	Missouri Delta Medical Center	6,876
MO	Smithville	Saint Luke's Northland Hospital	3,713
MO	Springfield	Cox Medical Centers	4,788
MO	Springfield	Mercy Hospital Springfield	4,788
MO	Springfield	Ozarks Community Hospital	4,788
MO	Ste Genevieve	Ste Genevieve County Memorial Hospital	10,000
MO	Sullivan	Missouri Baptist Hospital-Sullivan	10,000
MO	Sweet Springs	I-70 Community Hospital	6,525
MO	Trenton	Wright Memorial Hospital	10,000
MO	Troy	Lincoln County Medical Center	8,013
MO	Unionville	Putnam County Memorial Hospital	10,000
MO	Warrensburg	Western Missouri Medical Center	10,000
MO	Washington	Mercy Hospital Washington	10,000
MO	Wentzville	Crossroads Regional Medical Center	4,491
MO	West Plains	Ozarks Medical Center	10,000

Note: The Herfindahl–Hirschman Index (HHI) is calculated using bed counts for hospitals in the market. The market around each hospital is defined as all hospitals located within a 30-minutes driving time. Hospital bed data are obtained from a range of sources including AHA Annual Survey and Medicare cost reports. We average the hospital-year level HHI across all years from 2007 to 2014 to create a time-invariant HHI.

# Hospital Market Concentration: Montana



17

Note: The Herfindahl-Hirschman Index (HHI) is calculated using bed counts for hospitals in the market. The market around each hospital is defined as all hospitals located within a 30-minute driving time. Hospital bed data are obtained from a range of sources including AHA Annual Survey and Medicare cost reports. We average the hospital-year level HHI across all years from 2007 to 2014 to create a time-invariant HHI. The map presents county-level HHI values, defined as the average (weighted by beds) of the time-invariant HHIs of the hospitals located in each county.

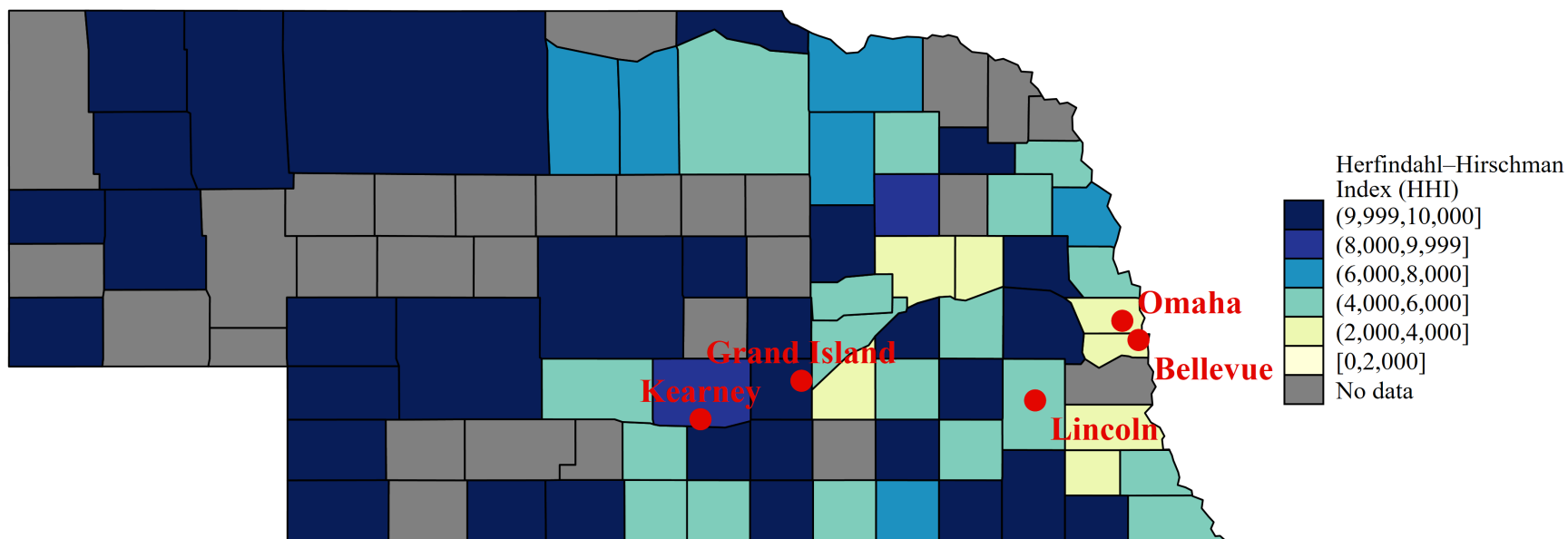


## Time-Invariant Hospital HHI: Montana

State	City	Hospital Name	Herfindahl–Hirschman Index (HHI)
MT	Anaconda	Community Hospital of Anaconda	10,000
MT	Baker	Fallon Medical Complex	10,000
MT	Big Sandy	Big Sandy Medical Center	10,000
MT	Big Timber	Pioneer Medical Center	10,000
MT	Billings	Billings Clinic	5,291
MT	Billings	St Vincent Healthcare	5,291
MT	Bozeman	Bozeman Deaconess Hospital	6,122
MT	Butte	St James Healthcare	10,000
MT	Chester	Liberty County Hospital	10,000
MT	Choteau	Teton Medical Center	10,000
MT	Circle	McCone County Health Center	10,000
MT	Columbus	Stillwater Community Hospital	10,000
MT	Conrad	Pondera Medical Center	10,000
MT	Culbertson	Roosevelt Medical Center	10,000
MT	Cut Bank	Northern Rockies Medical Center	7,396
MT	Deer Lodge	Deer Lodge Medical Center	10,000
MT	Dillon	Barrett Hospital And Healthcare	10,000
MT	Ennis	Madison Valley Hospital	10,000
MT	Forsyth	Rosebud Health Care Center	10,000
MT	Glasgow	Frances Mahon Deaconess Hospital	10,000
MT	Glendive	Glendive Medical Center	10,000
MT	Great Falls	Benefis Health System	10,000
MT	Hamilton	Marcus Daly Memorial Hospital	10,000
MT	Hardin	Big Horn County Memorial Hospital	10,000
MT	Harlowton	Wheatland Memorial Healthcare	10,000
MT	Havre	Northern Montana Hospital	10,000
MT	Helena	St Peter's Hospital	10,000
MT	Jordan	Garfield County Health Center	10,000
MT	Kalispell	Healthcenter Northwest	6,127
MT	Kalispell	Kalispell Regional Medical Center	6,127
MT	Lewistown	Central Montana Medical Center	10,000
MT	Libby	Cabinet Peaks Medical Center	10,000
MT	Livingston	Livingston Healthcare	6,122
MT	Malta	Phillips County Hospital	10,000
MT	Miles City	Holy Rosary Healthcare	10,000
MT	Missoula	Community Medical Center	5,105
MT	Missoula	St Patrick Hospital	5,105
MT	Philipsburg	Granite County Medical Center	10,000
MT	Plains	Clark Fork Valley Hospital	10,000
MT	Plentywood	Sheridan Memorial Hospital	10,000
MT	Polson	Providence St Joseph Medical Center	7,120
MT	Poplar	Poplar Community Hospital	10,000
MT	Red Lodge	Beartooth Billings Clinic	10,000
MT	Ronan	St Luke Community Healthcare	7,120
MT	Roundup	Roundup Memorial Healthcare	10,000
MT	Scobey	Daniels Memorial Healthcare Center	10,000
MT	Shelby	Marias Medical Center	10,000
MT	Sheridan	Ruby Valley Hospital	10,000
MT	Sidney	Sidney Health Center	10,000
MT	Superior	Mineral Community Hospital	10,000
MT	White Sulphur Springs	Mountainview Medical Center	10,000
MT	Whitefish	North Valley Hospital	6,127
MT	Wolf Point	Trinity Hospital	10,000

Note: The Herfindahl–Hirschman Index (HHI) is calculated using bed counts for hospitals in the market. The market around each hospital is defined as all hospitals located within a 30-minutes driving time. Hospital bed data are obtained from a range of sources including AHA Annual Survey and Medicare cost reports. We average the hospital-year level HHI across all years from 2007 to 2014 to create a time-invariant HHI.

# Hospital Market Concentration: Nebraska



73

Note: The Herfindahl-Hirschman Index (HHI) is calculated using bed counts for hospitals in the market. The market around each hospital is defined as all hospitals located within a 30-minute driving time. Hospital bed data are obtained from a range of sources including AHA Annual Survey and Medicare cost reports. We average the hospital-year level HHI across all years from 2007 to 2014 to create a time-invariant HHI. The map presents county-level HHI values, defined as the average (weighted by beds) of the time-invariant HHIs of the hospitals located in each county.

# Time-Invariant Hospital HHI: Nebraska

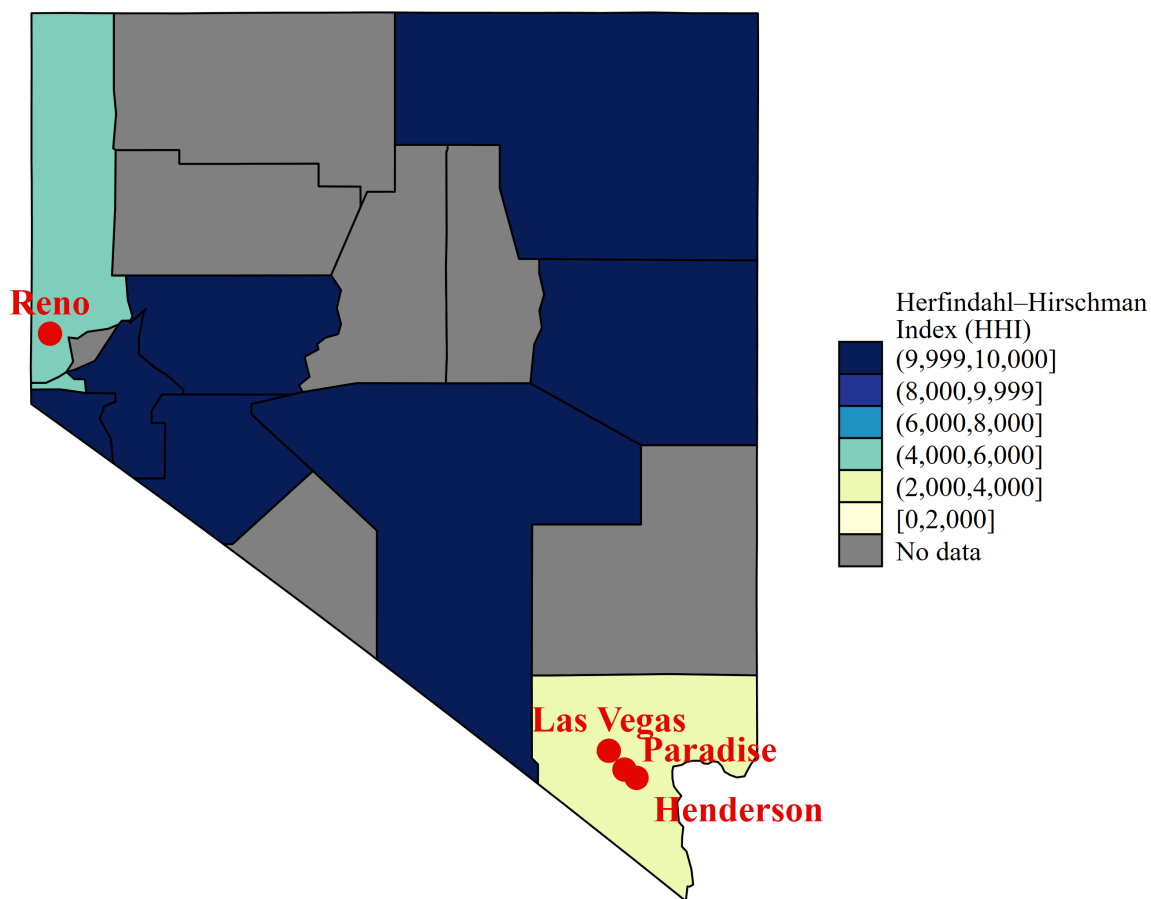
State	City	Hospital Name	Herfindahl–Hirschman Index (HHI)
NE	Ainsworth	Brown County Hospital	6,020
NE	Albion	Boone County Health Center	10,000
NE	Alliance	Box Butte General Hospital	10,000
NE	Alma	Harlan County Health System	5,333
NE	Atkinson	West Holt Memorial Hospital	5,170
NE	Auburn	Nemaha County Hospital	4,854
NE	Aurora	Memorial Community Health	3,050
NE	Bassett	Rock County Hospital	6,020
NE	Beatrice	Beatrice Community Hospital And Health Center	10,000
NE	Bellevue	Bellevue Medical Center	3,208
NE	Benkelman	Dundy County Hospital	10,000
NE	Blair	Mem Community Hospital And Hlth Syst	5,181
NE	Bridgeport	Morrill County Community Hospital	10,000
NE	Broken Bow	Jennie M. Melham Memorial Medical Center	10,000
NE	Callaway	Callaway District Hospital	10,000
NE	Cambridge	Tri Valley Health System	10,000
NE	Central City	Litzenberg Memorial County Hospital	5,214
NE	Chadron	Chadron Community Hospital	10,000
NE	Columbus	Columbus Community Hospital	3,756
NE	Cozad	Cozad Community Hospital	3,662
NE	Creighton	Avera Creighton Hospital	7,017
NE	Crete	Crete Area Medical Center	5,945
NE	David City	Butler County Health Care Center	5,023
NE	Fairbury	Jefferson Community Health Center	10,000
NE	Falls City	Community Medical Center	5,002
NE	Franklin	Franklin County Memorial Hospital	5,333
NE	Fremont	Fremont Area Medical Center	10,000
NE	Friend	Warren Memorial Hospital	5,945
NE	Geneva	Fillmore County Hospital	10,000
NE	Genoa	Genoa Community Hospital	5,083
NE	Gordon	Gordon Memorial Hospital	10,000
NE	Gothenburg	Gothenburg Memorial Hospital	5,526
NE	Grand Island	CHI Health Saint Francis	10,000
NE	Grant	Perkins County Health Services	10,000
NE	Hastings	Mary Lanning Healthcare	10,000
NE	Hebron	Thayer County Health Services	6,440
NE	Henderson	Henderson Health Care Services	4,068
NE	Holdrege	Phelps Memorial Health Center	5,081
NE	Imperial	Chase County Community Hospital	10,000
NE	Kearney	CHI Health Good Samaritan	9,666
NE	Kearney	Kearney Regional Medical Center	7,328
NE	Kimball	Kimball Health Services	10,000
NE	Lexington	Lexington Regional Health Center	5,038
NE	Lincoln	Bryan Medical Center	5,117
NE	Lincoln	CHI Health St Elizabeth	5,117
NE	Lynch	Niobrara Valley Hospital	10,000
NE	Mccook	Community Hospital	10,000
NE	Minden	Kearney County Health Services	10,000
NE	Nebraska City	CHI Health St Mary'S	3,475
NE	Neligh	Antelope Memorial Hospital	6,351
NE	Norfolk	Faith Regional Health Services	8,730
NE	North Platte	Great Plains Health	10,000
NE	O'Neill	Avera St Anthony's Hospital	5,170
NE	Oakland	Oakland Mercy Hospital	7,263
NE	Ogallala	Ogallala Community Hospital	10,000
NE	Omaha	Alegent Creighton Health Bergan Mercy Medical Center	3,237
NE	Omaha	Alegent Creighton Health Immanuel Medical Center	3,096
NE	Omaha	Alegent Creighton Health Lakeside Hospital	3,281
NE	Omaha	Alegent Creighton Health-Creighton University Medical Center	3,237
NE	Omaha	Nebraska Medical Center	3,143
NE	Omaha	Nebraska Methodist Hospital	3,169
NE	Ord	Valley County Health System	10,000
NE	Osceola	Annie Jeffrey Memorial County Center	10,000
NE	Osmond	Osmond General Hospital	5,445
NE	Papillion	Alegent Creighton Health Midlands Hospital	2,853
NE	Pawnee City	Pawnee County Memorial Hospital	10,000
NE	Pender	Pender Community Hospital	5,132
NE	Plainview	Alegent Creighton Health Plainview Hospital	4,626

NE	Red Cloud	Webster County Community Hospital	10,000
NE	Saint Paul	Howard County Community Hospital	10,000
NE	Schuyler	Alegent Creighton Health-Memorial Hospital, Schuyler	3,835
NE	Scottsbluff	Regional West Medical Center	10,000
NE	Seward	Memorial Health Care Systems	10,000
NE	Superior	Brodstone Memorial Hospital	5,296
NE	Syracuse	Community Memorial Hospital	3,602
NE	Tecumseh	Johnson County Hospital	2,758
NE	Tilden	Tilden Community Hospital	6,730
NE	Valentine	Cherry County Hospital	10,000
NE	Wahoo	Saunders Medical Center	10,000
NE	Wayne	Providence Medical Center	10,000
NE	West Point	St Francis Memorial Hospital	5,048
NE	York	York General Hospital	4,068

---

Note: The Herfindahl–Hirschman Index (HHI) is calculated using bed counts for hospitals in the market. The market around each hospital is defined as all hospitals located within a 30-minutes driving time. Hospital bed data are obtained from a range of sources including AHA Annual Survey and Medicare cost reports. We average the hospital-year level HHI across all years from 2007 to 2014 to create a time-invariant HHI.

# Hospital Market Concentration: Nevada



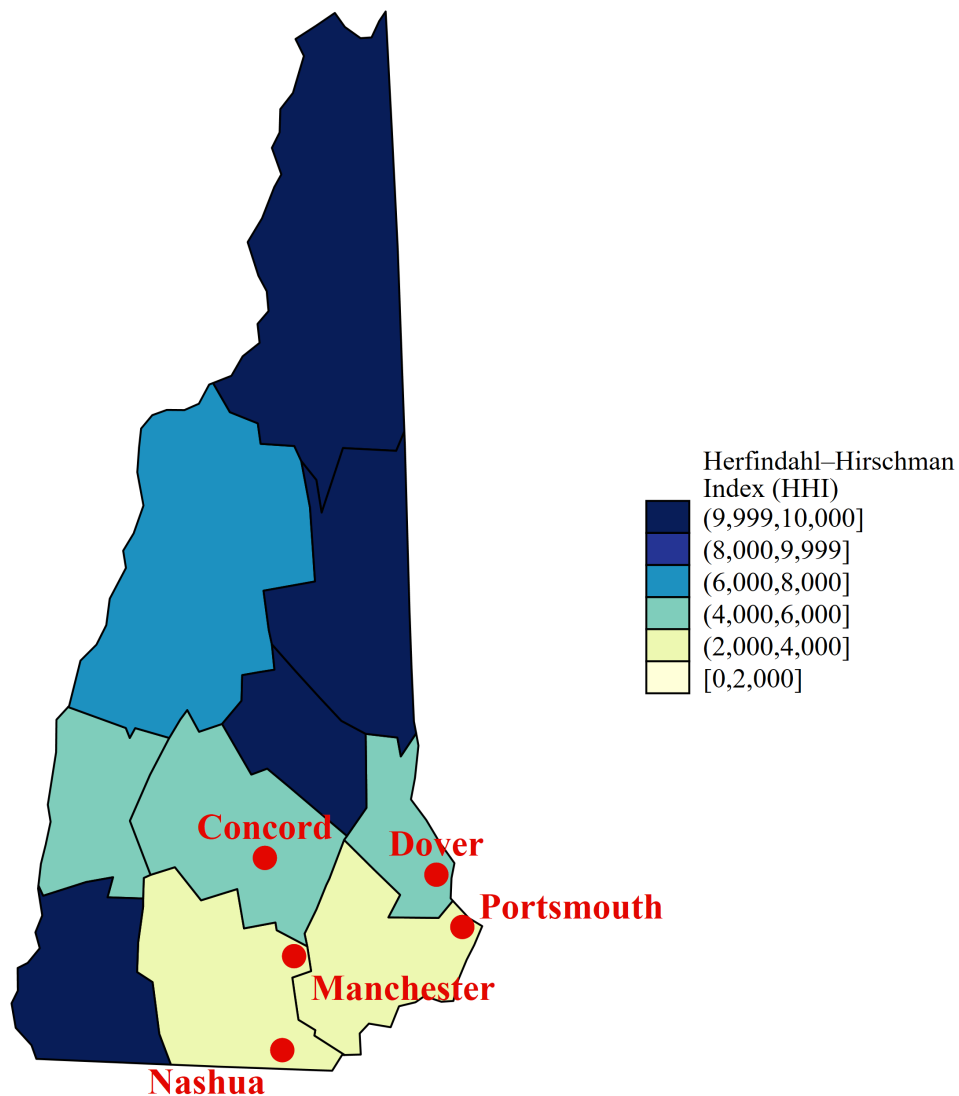
Note: The Herfindahl-Hirschman Index (HHI) is calculated using bed counts for hospitals in the market. The market around each hospital is defined as all hospitals located within a 30-minutes driving time. Hospital bed data are obtained from a range of sources including AHA Annual Survey and Medicare cost reports. We average the hospital-year level HHI across all years from 2007 to 2014 to create a time-invariant HHI. The map presents county-level HHI values, defined as the average (weighted by beds) of the time-invariant HHIs of the hospitals located in each county.

## Time-Invariant Hospital HHI: Nevada

State	City	Hospital Name	Herfindahl–Hirschman Index (HHI)
NV	Boulder City	Boulder City Hospital	7,719
NV	Carson City	Carson Tahoe Health	5,516
NV	Elko	Northeastern Nevada Regional Hospital	10,000
NV	Ely	William Bee Ririe Hospital	10,000
NV	Fallon	Banner Churchill Community Hospital	10,000
NV	Gardnerville	Carson Valley Medical Center	10,000
NV	Hawthorne	Mount Grant General Hospital	10,000
NV	Henderson	St Rose Dominican Hospital	2,360
NV	Henderson	St Rose Dominican Hospital-Siena	2,622
NV	Incline Village	Incline Village Community Hospital	10,000
NV	Las Vegas	Centennial Hills Hospital Medical Center	2,724
NV	Las Vegas	Desert Springs Hospital Medical Center	2,360
NV	Las Vegas	Mountainview Hospital	2,926
NV	Las Vegas	Southern Hills Hospital	2,832
NV	Las Vegas	Spring Valley Hospital Medical Center	2,551
NV	Las Vegas	St Rose Domincian Hospitals	2,822
NV	Las Vegas	Summerlin Hospital Medical Center	2,427
NV	Las Vegas	Sunrise Hospital And Medical Center	2,439
NV	Las Vegas	University Medical Center	2,551
NV	Las Vegas	Valley Hospital Medical Center	2,551
NV	Mesquite	Mesa View Regional Hospital	10,000
NV	North Las Vegas	North Vista Hospital	2,817
NV	Pahrump	Desert View Hospital	10,000
NV	Reno	Renown Regional Medical Center	4,951
NV	Reno	Renown South Meadows Center	3,947
NV	Reno	Saint Mary's Regional Medical Center	4,951
NV	Sparks	Northern Nevada Medical Center	4,951
NV	Tonopah	Nye Regional Medical Center	10,000
NV	Yerington	South Lyon Medical Center	10,000

Note: The Herfindahl–Hirschman Index (HHI) is calculated using bed counts for hospitals in the market. The market around each hospital is defined as all hospitals located within a 30-minutes driving time. Hospital bed data are obtained from a range of sources including AHA Annual Survey and Medicare cost reports. We average the hospital-year level HHI across all years from 2007 to 2014 to create a time-invariant HHI.

# Hospital Market Concentration: New Hampshire



Note: The Herfindahl-Hirschman Index (HHI) is calculated using bed counts for hospitals in the market. The market around each hospital is defined as all hospitals located within a 30-minute driving time. Hospital bed data are obtained from a range of sources including AHA Annual Survey and Medicare cost reports. We average the hospital-year level HHI across all years from 2007 to 2014 to create a time-invariant HHI. The map presents county-level HHI values, defined as the average (weighted by beds) of the time-invariant HHIs of the hospitals located in each county.

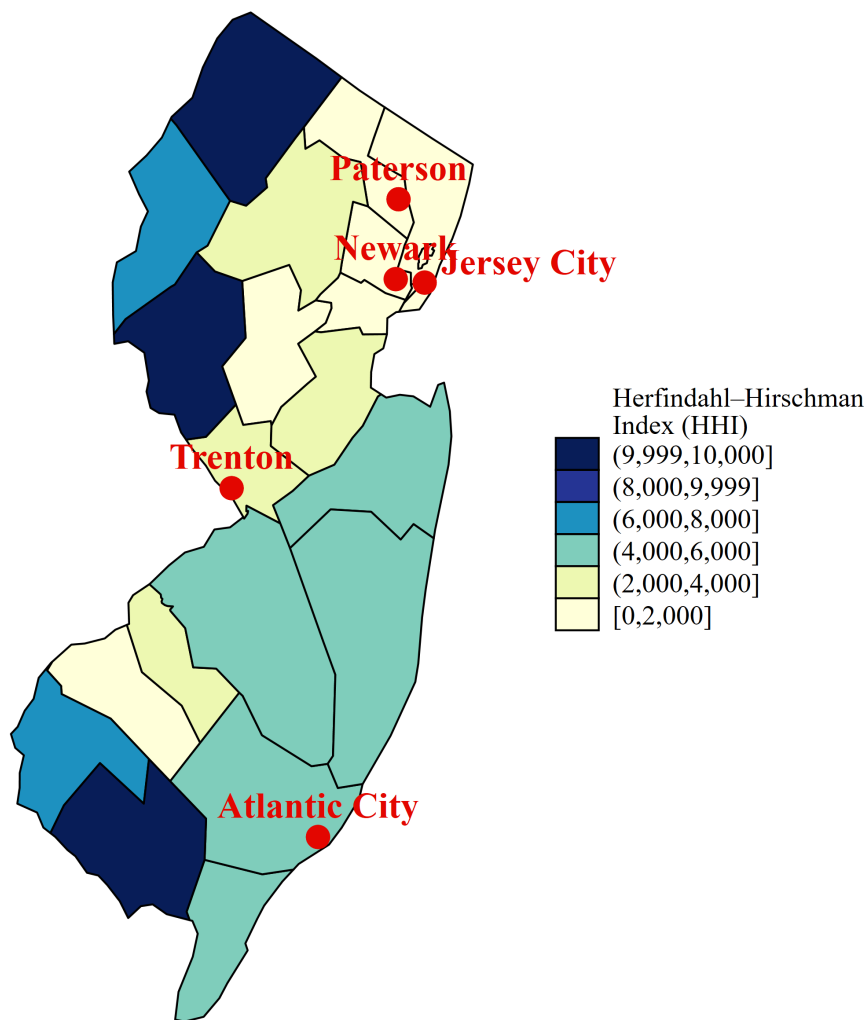
## Time-Invariant Hospital HHI: New Hampshire

State	City	Hospital Name	Herfindahl–Hirschman Index (HHI)
NH	Berlin	Androscoggin Valley Hospital	10,000
NH	Claremont	Valley Regional Hospital	5,772
NH	Colebrook	Upper Connecticut Valley Hospital	10,000
NH	Concord	Concord Hospital	3,357
NH	Derry	Parkland Medical Center	1,829
NH	Dover	Wentworth-Douglass Hospital	3,604
NH	Exeter	Exeter Hospital	5,325
NH	Franklin	Franklin Regional Hospital	10,000
NH	Keene	Cheshire Medical Center	10,000
NH	Laconia	Lakes Region General Hospital	10,000
NH	Lancaster	Weeks Medical Center	10,000
NH	Lebanon	Alice Peck Day Memorial Hospital	6,433
NH	Lebanon	Dartmouth-Hitchcock Medical Center	8,030
NH	Littleton	Littleton Regional Hospital	5,000
NH	Manchester	Catholic Medical Center	2,264
NH	Manchester	Elliot Hospital	2,813
NH	Nashua	Southern New Hampshire Medical Center	3,601
NH	Nashua	St Joseph Hospital	5,056
NH	New London	New London Hospital	10,000
NH	North Conway	Memorial Hospital	10,000
NH	Peterborough	Monadnock Community Hospital	10,000
NH	Plymouth	Speare Memorial Hospital	10,000
NH	Portsmouth	Portsmouth Regional Hospital	2,122
NH	Rochester	Frisbie Memorial Hospital	5,306
NH	Wolfeboro	Huggins Hospital	10,000
NH	Woodsville	Cottage Hospital	10,000

Note: The Herfindahl–Hirschman Index (HHI) is calculated using bed counts for hospitals in the market. The market around each hospital is defined as all hospitals located within a 30-minutes driving time. Hospital bed data are obtained from a range of sources including AHA Annual Survey and Medicare cost reports. We average the hospital-year level HHI across all years from 2007 to 2014 to create a time-invariant HHI.



# Hospital Market Concentration: New Jersey



Note: The Herfindahl-Hirschman Index (HHI) is calculated using bed counts for hospitals in the market. The market around each hospital is defined as all hospitals located within a 30-minutes driving time. Hospital bed data are obtained from a range of sources including AHA Annual Survey and Medicare cost reports. We average the hospital-year level HHI across all years from 2007 to 2014 to create a time-invariant HHI. The map presents county-level HHI values, defined as the average (weighted by beds) of the time-invariant HHIs of the hospitals located in each county.

# Time-Invariant Hospital HHI: New Jersey

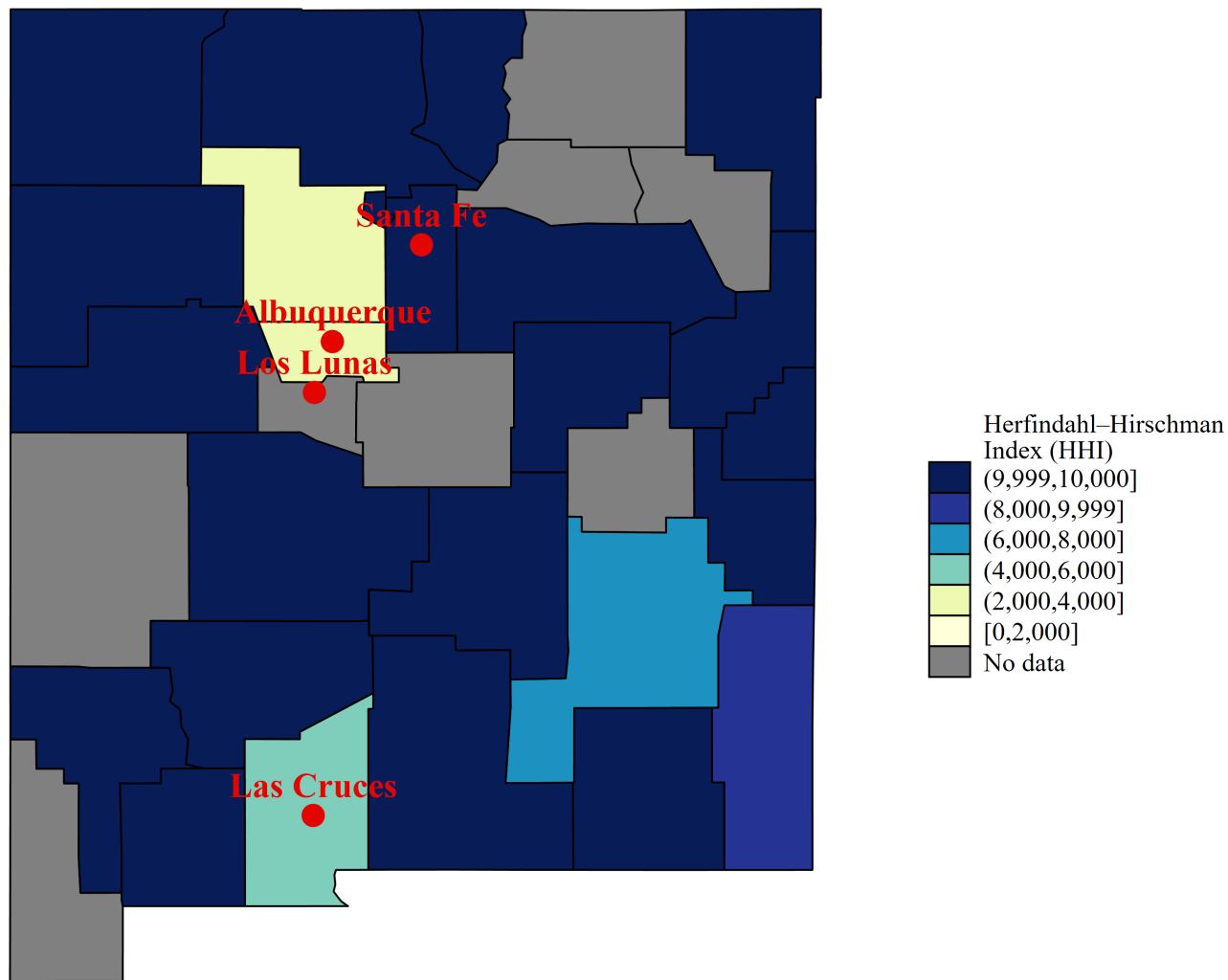
State	City	Hospital Name	Herfindahl–Hirschman Index (HHI)
NJ	Atlantic City	Atlanticare Regional Medical Center	6,009
NJ	Bayonne	Bayonne Medical Center	1,115
NJ	Belleville	Clara Maass Medical Center	1,899
NJ	Berlin	Virtua Berlin	9,652
NJ	Brick Township	Ocean Medical Center	5,041
NJ	Camden	Cooper University Health Care	1,581
NJ	Camden	Our Lady of Lourdes Medical Center	1,581
NJ	Cape May Court House	Cape Regional Medical Center	5,018
NJ	Cherry Hill	Kennedy Memorial Hospitals-University Medical Center	1,404
NJ	Denville	Saint Clare's Hospital	2,758
NJ	East Orange	East Orange General Hospital	990
NJ	Edison	Jfk Medical Center	1,625
NJ	Elizabeth	Trinitas Hospital	1,111
NJ	Elmer	Inspira Medical Center-Elmer	6,688
NJ	Englewood	Englewood Hospital And Medical Center	1,531
NJ	Flemington	Hunterdon Medical Center	10,000
NJ	Freehold	Centrastate Healthcare System	5,486
NJ	Hackensack	Hackensack Univ Medical Center	970
NJ	Hackettstown	Hackettstown Regional Medical Center	10,000
NJ	Hamilton	Robert Wood Johnson Univ Hospital	2,821
NJ	Hammonton	William B. Kessler Memorial Hospital	5,000
NJ	Hoboken	Hoboken University Medical Center	1,595
NJ	Holmdel	Bayshore Community Hospital	3,178
NJ	Jersey City	Christ Hospital	1,002
NJ	Jersey City	Jersey City Medical Center	1,320
NJ	Jersey City	Libertyhealth-Greenville Hospital	1,247
NJ	Lakewood	Kimball Medical Center	5,041
NJ	Livingston	Saint Barnabas Medical Center	2,417
NJ	Long Branch	Monmouth Medical Center	5,895
NJ	Manahawkin	Southern Ocean County Hospital	6,361
NJ	Marlton	Virtua Marlton	5,440
NJ	Montclair	Mountainside Hospital	2,239
NJ	Morristown	Morristown Medical Center	1,815
NJ	Mount Holly	Virtua Memorial	3,838
NJ	Neptune	Jersey Shore Univ Medical Center	4,087
NJ	New Brunswick	Robert Wood Johnson Univ Hospital	2,313
NJ	New Brunswick	Saint Peter's University Hospital	2,313
NJ	Newark	Columbus Hospital	1,520
NJ	Newark	Newark Beth Israel Medical Center	1,301
NJ	Newark	Saint Michael's Medical Center	958
NJ	Newark	University Hospital	1,240
NJ	Newton	Newton Medical Center	10,000
NJ	North Bergen	Palisades Medical Center	2,177
NJ	Passaic	Pbi Regional Medical Center	788
NJ	Passaic	St Mary's General Hospital	1,138
NJ	Paterson	St Joseph's Regional Medical Center	912
NJ	Perth Amboy	Raritan Bay Medical Center	1,678
NJ	Phillipsburg	St Luke's Hospital - Warren Campus	3,446
NJ	Plainfield	Muhlenberg Regional Medical Center	2,188
NJ	Plainsboro	University Medical Center of Princeton at Plainsboro	2,838
NJ	Pompton Plains	Chilton Memorial Hospital	3,071
NJ	Rahway	Robert Wood Johnson Univ Hospital	1,247
NJ	Red Bank	Riverview Medical Center	5,623
NJ	Ridgewood	Valley Hospital	1,691
NJ	Salem	Memorial Hospital of Salem County	5,702
NJ	Secaucus	Libertyhealth-Meadowlands Hospital	1,174
NJ	Somers Point	Shore Medical Center	4,237
NJ	Somerville	Robert Wood Johnson University Hospital Somerset	1,914
NJ	Summit	Overlook Hospital	2,341
NJ	Teaneck	Holy Name Hospital	1,013
NJ	Toms River	Community Medical Center	4,762
NJ	Trenton	Capital Health Regional Medical Center	2,269
NJ	Trenton	St Francis Medical Center	2,269
NJ	Trenton/Pennington	Capital Health	2,591
NJ	Vineland	Inspira Medical Center-Vineland	10,000
NJ	Voorhees	Virtua Voorhees	7,509
NJ	Wayne	St Joseph's Wayne Hospital	2,215
NJ	Westwood	Hackensack University Medical Center at Pascack Valley	2,332

NJ	Willingboro	Lourdes Medical Center	3,032
NJ	Woodbury	Inspira Medical Center-Woodbury	1,600

---

Note: The Herfindahl–Hirschman Index (HHI) is calculated using bed counts for hospitals in the market. The market around each hospital is defined as all hospitals located within a 30-minutes driving time. Hospital bed data are obtained from a range of sources including AHA Annual Survey and Medicare cost reports. We average the hospital-year level HHI across all years from 2007 to 2014 to create a time-invariant HHI.

## Hospital Market Concentration: New Mexico



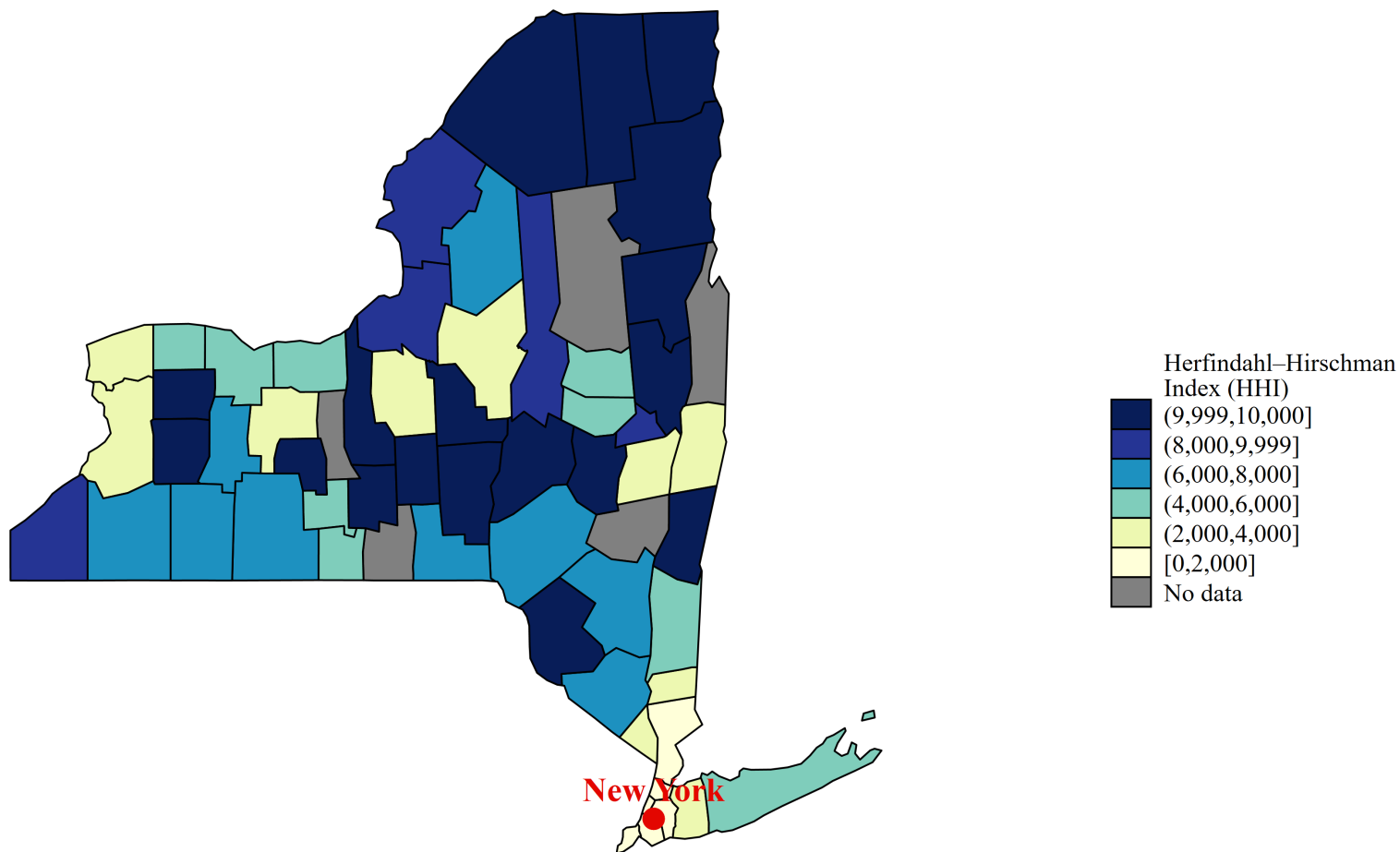
Note: The Herfindahl-Hirschman Index (HHI) is calculated using bed counts for hospitals in the market. The market around each hospital is defined as all hospitals located within a 30-minute driving time. Hospital bed data are obtained from a range of sources including AHA Annual Survey and Medicare cost reports. We average the hospital-year level HHI across all years from 2007 to 2014 to create a time-invariant HHI. The map presents county-level HHI values, defined as the average (weighted by beds) of the time-invariant HHIs of the hospitals located in each county.

## Time-Invariant Hospital HHI: New Mexico

State	City	Hospital Name	Herfindahl–Hirschman Index (HHI)
NM	Alamogordo	Gerald Champion Medical Center	10,000
NM	Albuquerque	Lovelace Medical Center	3,532
NM	Albuquerque	Lovelace Westside Hospital	3,532
NM	Albuquerque	Lovelace Women’s Hospital	3,532
NM	Albuquerque	Presbyterian Hospital	3,532
NM	Albuquerque	University of New Mexico Hospitals	3,496
NM	Artesia	Artesia General Hospital	10,000
NM	Carlsbad	Carlsbad Medical Center	10,000
NM	Clayton	Union County General Hospital	10,000
NM	Clovis	Plains Regional Medical Center	10,000
NM	Deming	Mimbres Memorial Hospital	10,000
NM	Espanola	Espanola Hospital	10,000
NM	Farmington	San Juan Regional Medical Center	10,000
NM	Gallup	Rehoboth Mckinley Christian Health Care Services	10,000
NM	Grants	Cibola General Hospital	10,000
NM	Hobbs	Lea Regional Medical Center	8,278
NM	Las Cruces	Memorial Medical Center	5,211
NM	Las Cruces	Mountainview Regional Medical Center	5,211
NM	Las Vegas	Alta Vista Regional Hospital	10,000
NM	Los Alamos	Los Alamos Medical Center	10,000
NM	Lovington	Nor-Lea General Hospital	8,278
NM	Portales	Roosevelt General Hospital	10,000
NM	Rio Rancho	Presbyterian Rust Medical Center	3,473
NM	Roswell	Eastern New Mexico Medical Center	7,841
NM	Roswell	Lovelace Regional Hospital	7,533
NM	Ruidoso	Lincoln County Medical Center	10,000
NM	Santa Fe	Christus St Vincent Regional Med	10,000
NM	Santa Rosa	Guadalupe County Hospital	10,000
NM	Silver City	Gila Regional Medical Center	10,000
NM	Socorro	Socorro General Hospital	10,000
NM	Taos	Holy Cross Hospital	10,000
NM	Truth Or Consequences	Sierra Vista Hospital	10,000
NM	Tucumcari	Dr Dan C. Trigg Memorial Hospital	10,000

Note: The Herfindahl–Hirschman Index (HHI) is calculated using bed counts for hospitals in the market. The market around each hospital is defined as all hospitals located within a 30-minutes driving time. Hospital bed data are obtained from a range of sources including AHA Annual Survey and Medicare cost reports. We average the hospital-year level HHI across all years from 2007 to 2014 to create a time-invariant HHI.

## Hospital Market Concentration: New York



85

Note: The Herfindahl-Hirschman Index (HHI) is calculated using bed counts for hospitals in the market. The market around each hospital is defined as all hospitals located within a 30-minute driving time. Hospital bed data are obtained from a range of sources including AHA Annual Survey and Medicare cost reports. We average the hospital-year level HHI across all years from 2007 to 2014 to create a time-invariant HHI. The map presents county-level HHI values, defined as the average (weighted by beds) of the time-invariant HHIs of the hospitals located in each county.

# Time-Invariant Hospital HHI: New York

State	City	Hospital Name	Herfindahl–Hirschman Index (HHI)
NY	Albany	Albany Medical Center	3,448
NY	Albany	Albany Memorial Hospital	2,815
NY	Albany	St Peter's Hospital	3,448
NY	Alexandria Bay	River Hospital	10,000
NY	Amsterdam	Amsterdam Memorial Hospital	4,964
NY	Amsterdam	St Mary's Healthcare	4,964
NY	Auburn	Auburn Community Hospital	10,000
NY	Batavia	United Memorial Medical Center	10,000
NY	Bath	Ira Davenport Memorial Hospital	10,000
NY	Bay Shore	Southside Hospital	4,673
NY	Bethpage	New Island Hospital	3,453
NY	Binghamton	Our Lady of Lourdes Memorial Hospital	6,230
NY	Binghamton	United Health Services Hospitals	6,230
NY	Brockport	Lakeside Memorial Hospital	7,095
NY	Bronx	Bronx-Lebanon Hospital Center	1,098
NY	Bronx	Jacobi Medical Center	1,214
NY	Bronx	Lincoln Medical And Mental Health Center	962
NY	Bronx	Montefiore Medical Center	1,197
NY	Bronx	Montefiore Medical Center	1,041
NY	Bronx	New York Westchester Square Medical Center	1,385
NY	Bronx	North Central Bronx Hospital	1,136
NY	Bronx	St Barnabas Hospital	1,055
NY	Bronxville	Lawrence Hospital Center	1,190
NY	Brooklyn	Brookdale Hospital Medical Center	1,465
NY	Brooklyn	Brooklyn Hospital Center	1,569
NY	Brooklyn	Coney Island Hospital	1,372
NY	Brooklyn	Interfaith Medical Center	1,295
NY	Brooklyn	Kings County Hospital Center	1,379
NY	Brooklyn	Kingsbrook Jewish Medical Center	1,417
NY	Brooklyn	Long Island College Hospital	1,372
NY	Brooklyn	Lutheran Medical Center	1,391
NY	Brooklyn	Maimonides Medical Center	1,140
NY	Brooklyn	New York Community Hospital	1,440
NY	Brooklyn	New York Methodist Hospital	1,130
NY	Brooklyn	Victory Memorial Hospital	1,363
NY	Brooklyn	Woodhull Medical And Mental Health Center	1,803
NY	Brooklyn	Wyckoff Heights Medical Center	1,818
NY	Buffalo	Erie County Medical Center	3,613
NY	Buffalo	Kaleida Health	3,613
NY	Buffalo	Mercy Hospital	3,525
NY	Buffalo	Millard Fillmore Gates Hospital	3,613
NY	Buffalo	Sisters of Charity Hospital	3,613
NY	Callicoon	Catskill Regional Medical Center	10,000
NY	Canandaigua	F. F. Thompson Hospital	3,612
NY	Carmel	Putnam Hospital Center	3,752
NY	Carthage	Carthage Area Hospital	6,215
NY	Cheektowaga	St Joseph Hospital	3,645
NY	Clifton Springs	Clifton Springs Hospital And Clinic	2,683
NY	Cobleskill	Cobleskill Regional Hospital	10,000
NY	Cooperstown	Bassett Medical Center	10,000
NY	Corning	Corning Hospital	6,099
NY	Cornwall	Cornwall Hospital	10,000
NY	Cortland	Cortland Regional Medical Center	10,000
NY	Cortlandt Manor	Hudson Valley Hospital Center	7,299
NY	Cuba	Cuba Memorial Hospital	5,739
NY	Dansville	Nicholas H. Noyes Memorial Hospital	6,790
NY	Delhi	O'Connor Hospital	5,241
NY	Dobbs Ferry	Community Hospital at Dobbs Ferry	1,532
NY	Dunkirk	Brooks Memorial Hospital	6,813
NY	East Meadow	Nassau Univ Medical Center	3,083
NY	Elizabethtown	Elizabethtown Community Hospital	10,000
NY	Ellenville	Ellenville Regional Hospital	10,000
NY	Elmhurst	Elmhurst Hospital Center	2,009
NY	Elmira	Arnot Ogden Medical Center	6,099
NY	Elmira	St Joseph's Hospital	4,489
NY	Far Rockaway	Peninsula Hospital Center	5,145
NY	Far Rockaway	St John's Episcopal Hospital	2,296
NY	Flushing	Flushing Hospital Medical Center	2,145

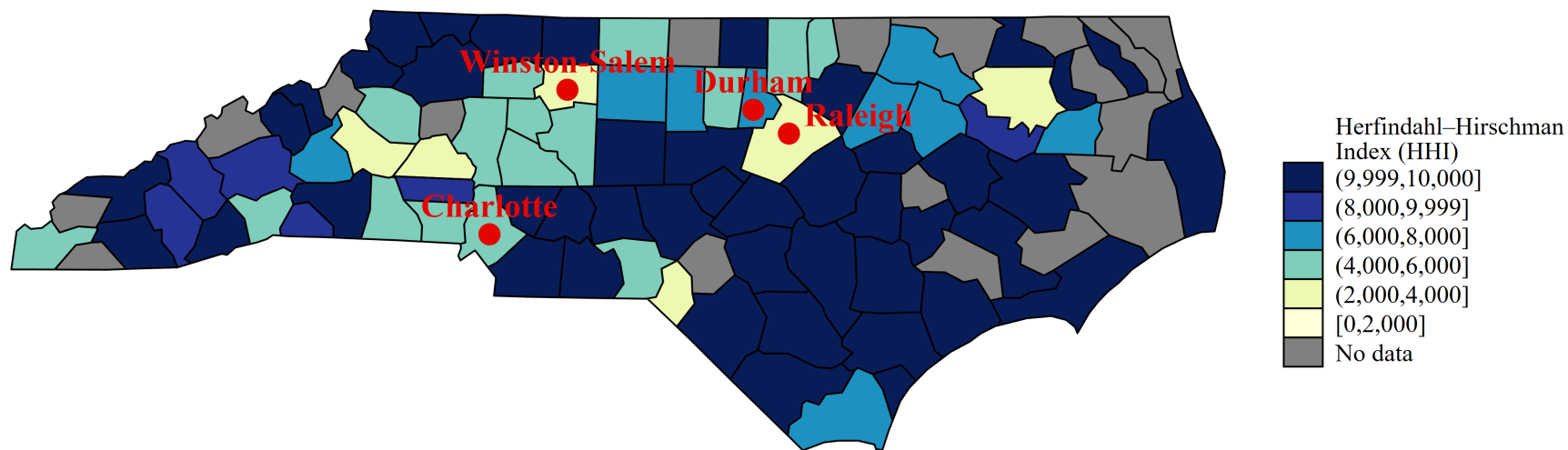
NY	Flushing	New York Hospital Queens	1,413
NY	Forest Hills	Forest Hills Hospital	1,574
NY	Forest Hills	Parkway Hospital	1,340
NY	Fulton	Albert Lindley Lee Memorial Hospital	5,279
NY	Geneva	Geneva General Hospital	3,418
NY	Glen Cove	Glen Cove Hospital	10,000
NY	Glens Falls	Glens Falls Hospital	10,000
NY	Gloversville	Nathan Littauer Hospital	4,964
NY	Goshen	Orange Regional Medical Center	6,967
NY	Gouverneur	E J Noble Hospital of Gouverneur	10,000
NY	Gowanda	Tri-County Memorial Hospital	8,293
NY	Greenport	Eastern Long Island Hospital	10,000
NY	Hamilton	Community Memorial Hospital	10,000
NY	Harris	Catskill Regional Medical Center	10,000
NY	Hornell	St James Mercy Health System	6,790
NY	Hudson	Columbia Memorial Hospital	10,000
NY	Huntington	Huntington Hospital	10,000
NY	Irving	Lake Shore Health Care Center	7,300
NY	Ithaca	Cayuga Medical Center	10,000
NY	Jamaica	Jamaica Hospital Medical Center	1,494
NY	Jamaica	Mary Immaculate Hospital	1,593
NY	Jamaica	Queens Hospital Center	1,427
NY	Jamestown	Woman's Christian Assn Hospital	10,000
NY	Kenmore	Kenmore Mercy Hospital	2,775
NY	Kingston	Benedictine Hospital	5,858
NY	Kingston	Health Alliance Hospital - Broadway Campus	5,858
NY	Lewiston	Mount St Mary's Hospital	2,610
NY	Little Falls	Little Falls Hospital	10,000
NY	Lockport	Eastern Niagara Hospital Lockport	5,247
NY	Long Beach	Long Beach Medical Center	2,067
NY	Long Island City	Mount Sinai Hospital of Queens	1,626
NY	Lowville	Lewis County General Hospital	6,215
NY	Malone	Alice Hyde Medical Center	10,000
NY	Manhasset	North Shore University Hospital	2,060
NY	Margaretville	Margaretville Hospital	10,000
NY	Massena	Massena Memorial Hospital	10,000
NY	Medina	Medina Memorial Hospital	5,029
NY	Middletown	Orange Regional Medical Center	5,318
NY	Mineola	Winthrop-University Hospital	2,602
NY	Montour Falls	Schuyler Hospital	5,954
NY	Mount Kisco	Northern Westchester Hospital	2,611
NY	Mount Vernon	Montefiore Mount Vernon	1,445
NY	New Hyde Park	Long Island Jewish Medical Center	2,367
NY	New Rochelle	Montefiore New Rochelle	1,412
NY	New York	Beth Israel Medical Center	1,688
NY	New York	Harlem Hospital Center	958
NY	New York	Lenox Hill Hospital	1,753
NY	New York	Metropolitan Hospital Center	1,233
NY	New York	Mount Sinai Hospital	1,159
NY	New York	Mount Sinai St Luke'S	1,056
NY	New York	New York Downtown Hospital	2,025
NY	New York	New York Univ Medical Center	1,582
NY	New York	New York-Presbyterian Hospital	1,868
NY	New York	North General Hospital	841
NY	New York	Saint Vincent's Hospital-Manhattan	2,060
NY	New York	St Vincent's Midtown Hospital	929
NY	Newark	Newark-Wayne Community Hospital	5,068
NY	Newburgh	St Luke's Hospital	10,000
NY	Newfane	Eastern Niagara Hospital Inter-Community	10,000
NY	Niagara Falls	Niagara Falls Memorial Medical Center	2,610
NY	North Tonawanda	De Graff Memorial Hospital	2,889
NY	Norwich	Chenango Memorial Hospital	10,000
NY	Nyack	Nyack Hospital	1,437
NY	Oceanside	South Nassau Comms Hospital	1,916
NY	Ogdensburg	Claxton-Hepburn Medical Center	10,000
NY	Olean	Olean General Hospital	5,739
NY	Oneida	Oneida Healthcare	10,000
NY	Oneonta	Aurelia Osborn Fox Memorial Hospital	10,000
NY	Oswego	Oswego Hospital	9,410
NY	Patchogue	Brookhaven Memorial Hospital Medical Center	2,763
NY	Penn Yan	Soldiers And Sailors Memorial Hospital	10,000
NY	Plainview	North Shore Univ Hospital	3,759
NY	Plattsburgh	Champlain Valley Phys Hsp Medical Center	10,000
NY	Port Jefferson	John T Mather Memorial Hospital	3,979



NY	Port Jefferson	St Charles Hospital	3,979
NY	Port Jervis	Bon Secours Community Hospital	5,070
NY	Potsdam	Canton-Potsdam Hospital	10,000
NY	Poughkeepsie	Midhudson Regional Hospital of Westchester Medical Center	5,133
NY	Poughkeepsie	Vassar Brothers Medical Center	5,020
NY	Rhinebeck	Northern Dutchess Hospital	3,823
NY	Riverhead	Peconic Bay Medical Center	10,000
NY	Rochester	Highland Hospital of Rochester	3,972
NY	Rochester	Rochester General Hospital	3,972
NY	Rochester	Strong Memorial Hospital of The University of Rochester	3,972
NY	Rochester	Unity Hospital	3,753
NY	Rockville Centre	Mercy Medical Center	2,141
NY	Rome	Rome Memorial Hospital	2,824
NY	Saranac Lake	Adirondack Medical Center	10,000
NY	Saratoga Springs	Saratoga Hospital	10,000
NY	Schenectady	Ellis Hospital	9,497
NY	Schenectady	Ellis Hospital McClellan	4,521
NY	Sleepy Hollow	Phelps Memorial Hospital Center	1,644
NY	Smithtown	St Catherine of Siena Medical Center	4,065
NY	Southampton	Southampton Hospital	10,000
NY	Springville	Bertrand Chaffee Hospital	9,028
NY	Star Lake	Clifton-Fine Hospital	10,000
NY	Staten Island	Richmond University Medical Center	1,876
NY	Staten Island	Staten Island University Hospital	1,257
NY	Stony Brook	Stony Brook Univ Hospital	3,040
NY	Suffern	Good Samaritan Hospital	2,634
NY	Syosset	North Shore University Hospital at Syosset	4,529
NY	Syracuse	Community-General Hospital of Greater Syracuse	3,024
NY	Syracuse	Crouse Hospital	3,024
NY	Syracuse	St Joseph's Hospital Health Center	3,024
NY	Syracuse	Upstate Medical University	3,024
NY	Ticonderoga	Moses Ludington Hospital	10,000
NY	Troy	Samaritan Hospital	2,815
NY	Troy	St Mary's Hospital	3,952
NY	Utica	Faxton-St Luke's Healthcare	3,872
NY	Utica	St Elizabeth Medical Center	3,872
NY	Valhalla	Westchester Medical Center	1,593
NY	Valley Stream	Franklin Hospital	2,153
NY	Walton	Delaware Valley Hospital	5,241
NY	Warsaw	Wyoming County Community Hospital	10,000
NY	Warwick	St Anthony Community Hospital	5,632
NY	Watertown	Samaritan Medical Center	10,000
NY	Wellsville	Jones Memorial Hospital	10,000
NY	West Islip	Good Samaritan Hospital Medical Center	4,072
NY	Westfield	Westfield Memorial Hospital	10,000
NY	White Plains	White Plains Hospital Center	1,337
NY	Yonkers	St John's Riverside Hospital	1,424
NY	Yonkers	St Joseph's Medical Center	1,576
NY	Yonkers	Yonkers General Hospital	1,827

Note: The Herfindahl–Hirschman Index (HHI) is calculated using bed counts for hospitals in the market. The market around each hospital is defined as all hospitals located within a 30-minutes driving time. Hospital bed data are obtained from a range of sources including AHA Annual Survey and Medicare cost reports. We average the hospital-year level HHI across all years from 2007 to 2014 to create a time-invariant HHI.

# Hospital Market Concentration: North Carolina



68

Note: The Herfindahl-Hirschman Index (HHI) is calculated using bed counts for hospitals in the market. The market around each hospital is defined as all hospitals located within a 30-minute driving time. Hospital bed data are obtained from a range of sources including AHA Annual Survey and Medicare cost reports. We average the hospital-year level HHI across all years from 2007 to 2014 to create a time-invariant HHI. The map presents county-level HHI values, defined as the average (weighted by beds) of the time-invariant HHIs of the hospitals located in each county.

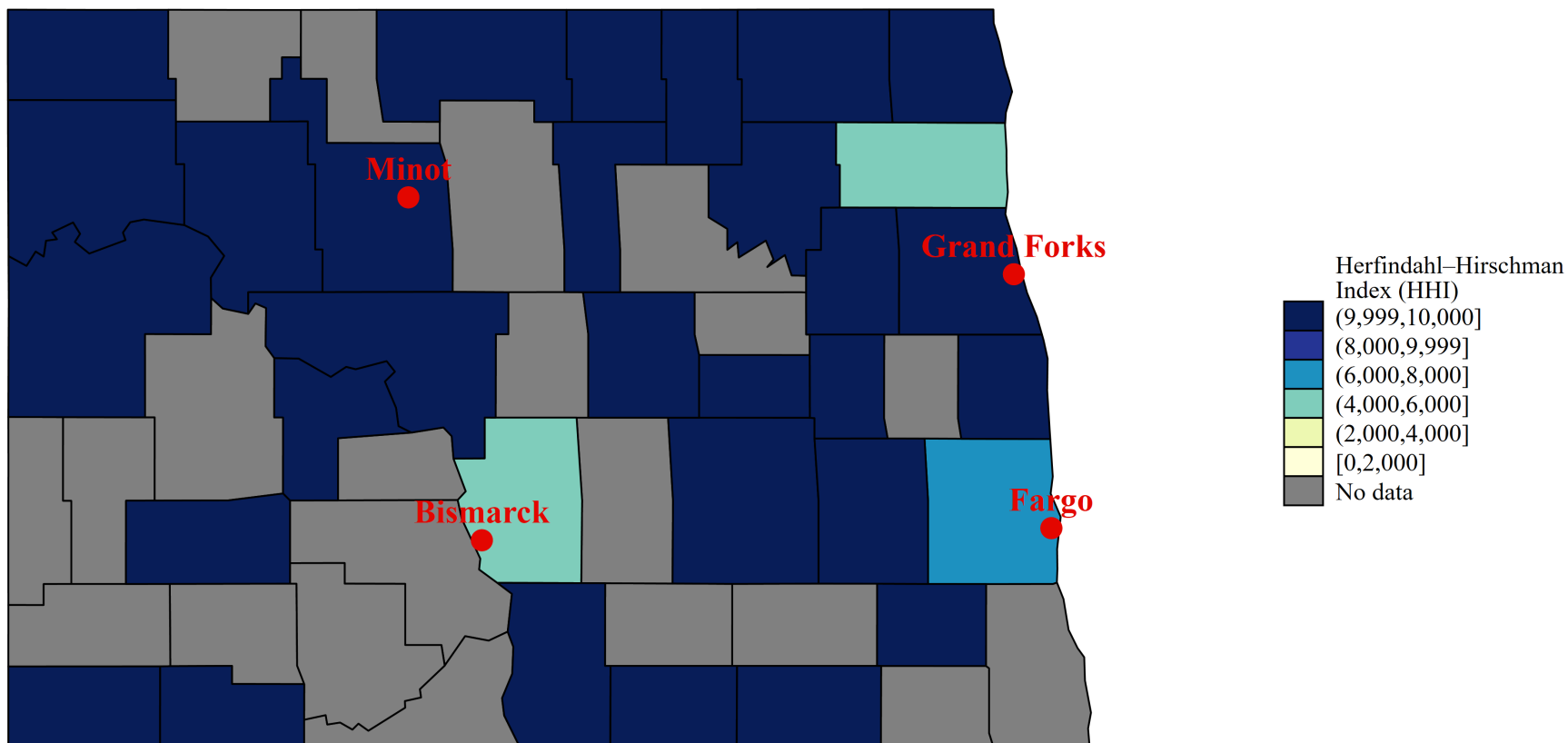
# Time-Invariant Hospital HHI: North Carolina

State	City	Hospital Name	Herfindahl–Hirschman Index (HHI)
NC	Ahoskie	Roanoke-Chowan Hospital	10,000
NC	Albemarle	Stanly Regional Medical Center	10,000
NC	Asheboro	Randolph Hospital	10,000
NC	Asheville	Mission Hospital	9,478
NC	Belhaven	Pungo District Hospital	10,000
NC	Blowing Rock	Blowing Rock Hospital	10,000
NC	Bolivia	Brunswick Novant Medical Center	10,000
NC	Boone	Watauga Medical Center	10,000
NC	Brevard	Transylvania Community Hospital	10,000
NC	Bryson City	Medwest - Swain	10,000
NC	Burgaw	Pender Memorial Hospital	10,000
NC	Burlington	Alamance Regional Medical Center	7,626
NC	Burnsville	Yancey Community Medical Center	10,000
NC	Cary	Wakemed Cary Hospital	4,304
NC	Chapel Hill	Univ of North Carolina Hospitals	5,006
NC	Charlotte	Carolinas Healthcare System Pineville	3,288
NC	Charlotte	Carolinas Medical Center	5,451
NC	Charlotte	Carolinas Medical Center-Mercy	5,451
NC	Charlotte	Carolinas Medical Center-University	6,034
NC	Charlotte	Novant Health Presbyterian Medical Center	4,068
NC	Clinton	Sampson Regional Medical Center	10,000
NC	Clyde	Haywood Regional Medical Center	8,811
NC	Columbus	St Luke's Hospital	9,030
NC	Concord	Carolinas Healthcare System Northeast	10,000
NC	Danbury	Pioneer Community Hospital of Stokes	10,000
NC	Dunn	Betsy Johnson Regional Hospital	10,000
NC	Durham	Duke Regional Hospital	10,000
NC	Durham	Duke University Hospital	5,137
NC	Eden	Morehead Memorial Hospital	5,679
NC	Edenton	Chowan Hospital	10,000
NC	Elizabeth City	Albemarle Health	10,000
NC	Elizabethtown	Bladen County Hospital	10,000
NC	Elkin	Hugh Chatham Memorial Hospital	10,000
NC	Fayetteville	Cape Fear Valley Health System	10,000
NC	Franklin	Angel Medical Center	10,000
NC	Gastonia	Caromont Regional Medical Center	5,112
NC	Goldsboro	Wayne Memorial Hospital	10,000
NC	Greensboro	Cone Health	7,232
NC	Greenville	Pitt County Memorial Hospital	10,000
NC	Hamlet	Sandhills Regional Medical Center	3,650
NC	Henderson	Maria Parham Medical Center	5,134
NC	Hendersonville	Margaret R. Pardee Memorial Hospital	5,380
NC	Hendersonville	Park Ridge Health	5,183
NC	Hickory	Catawba Valley Medical Center	2,658
NC	Hickory	Frye Regional Medical Center	3,487
NC	High Point	High Point Regional Health System	5,957
NC	Highlands	Highlands-Cashiers Hospital	10,000
NC	Huntersville	Novant Health Huntersville Medical Center	4,929
NC	Jacksonville	Onslow Memorial Hospital	10,000
NC	Jefferson	Ashe Memorial Hospital	10,000
NC	Kenansville	Duplin General Hospital	10,000
NC	Kernersville	Kernersville Medical Center	2,735
NC	Kings Mountain	Kings Mountain Hospital	3,932
NC	Kinston	Lenoir Memorial Hospital	10,000
NC	Laurinburg	Scotland Health Care System	3,892
NC	Lenoir	Caldwell Memorial Hospital	5,443
NC	Lexington	Lexington Memorial Hospital	4,879
NC	Lincolnton	Carolinas Healthcare System Lincoln	9,235
NC	Louisburg	Franklin Regional Medical Center	10,000
NC	Lumberton	Southeastern Health	10,000
NC	Marion	Mcdowell Hospital	6,803
NC	Matthews	Novant Health Matthews Medical Center	5,457
NC	Mocksville	Davie County Hospital	5,090
NC	Monroe	Carolinas Healthcare System Union	10,000
NC	Mooresville	Lake Norman Regional Medical Center	5,047
NC	Morehead City	Carteret General Hospital	10,000
NC	Morganton	Grace Hospital	3,160
NC	Mount Airy	Northern Hospital of Surry County	10,000

NC	Murphy	Murphy Medical Center	4,448
NC	Nags Head	The Outer Banks Hospital	10,000
NC	New Bern	Carolinaeast Health System	10,000
NC	North Wilkesboro	Wilkes Regional Medical Center	10,000
NC	Oxford	Granville Health System	5,134
NC	Pinehurst	Firsthealth Moore Regional Hospital	10,000
NC	Plymouth	Washington County Hospital	6,878
NC	Raleigh	Duke Raleigh Hospital	4,304
NC	Raleigh	Rex Healthcare	3,413
NC	Raleigh	Wakemed Raleigh Campus	4,304
NC	Reidsville	Annie Penn Hospital	5,679
NC	Roanoke Rapids	Halifax Regional Medical Center	5,390
NC	Rockingham	Firsthealth Richmond Memorial Hospital	5,429
NC	Rocky Mount	Nash Health Care Systems	6,436
NC	Roxboro	Person Memorial Hospital	10,000
NC	Rutherfordton	Rutherford Hospital	10,000
NC	Salisbury	Novant Health Rowan Medical Center	5,739
NC	Sanford	Central Carolina Hospital	10,000
NC	Scotland Neck	Our Community Hospital	10,000
NC	Shelby	Cleveland Regional Medical Center	6,373
NC	Siler City	Chatham Hospital	10,000
NC	Smithfield	Johnston Health	10,000
NC	Southport	J Arthur Doshier Memorial Hospital	5,213
NC	Sparta	Alleghany Memorial Hospital	10,000
NC	Spruce Pine	Blue Ridge Regional Hospital	10,000
NC	Statesville	Davis Regional Medical Center	4,556
NC	Statesville	Iredell Memorial Hospital	3,132
NC	Sylva	Harris Regional Hospital	8,811
NC	Tarboro	Heritage Hospital	6,436
NC	Thomasville	Novant Health Thomasville Medical Center	5,052
NC	Troy	Firsthealth Montgomery Hospital	10,000
NC	Valdese	Valdese General Hospital	2,973
NC	Wadesboro	Anson Community Hospital	10,000
NC	Washington	Beaufort County Hospital	10,000
NC	Whiteville	Columbus Regional Healthcare System	10,000
NC	Williamston	Martin General Hospital	8,056
NC	Wilmington	New Hanover Regional Medical Center	10,000
NC	Wilson	Wilson Medical Center	10,000
NC	Windsor	Bertie Memorial Hospital	3,813
NC	Winston-Salem	Forsyth Medical Center	3,715
NC	Winston-Salem	Medical Park Hospital	4,937
NC	Winston-Salem	North Carolina Baptist Hospital	3,759
NC	Yadkinville	Hoots Memorial Hospital	4,947

Note: The Herfindahl–Hirschman Index (HHI) is calculated using bed counts for hospitals in the market. The market around each hospital is defined as all hospitals located within a 30-minutes driving time. Hospital bed data are obtained from a range of sources including AHA Annual Survey and Medicare cost reports. We average the hospital-year level HHI across all years from 2007 to 2014 to create a time-invariant HHI.

# Hospital Market Concentration: North Dakota



92

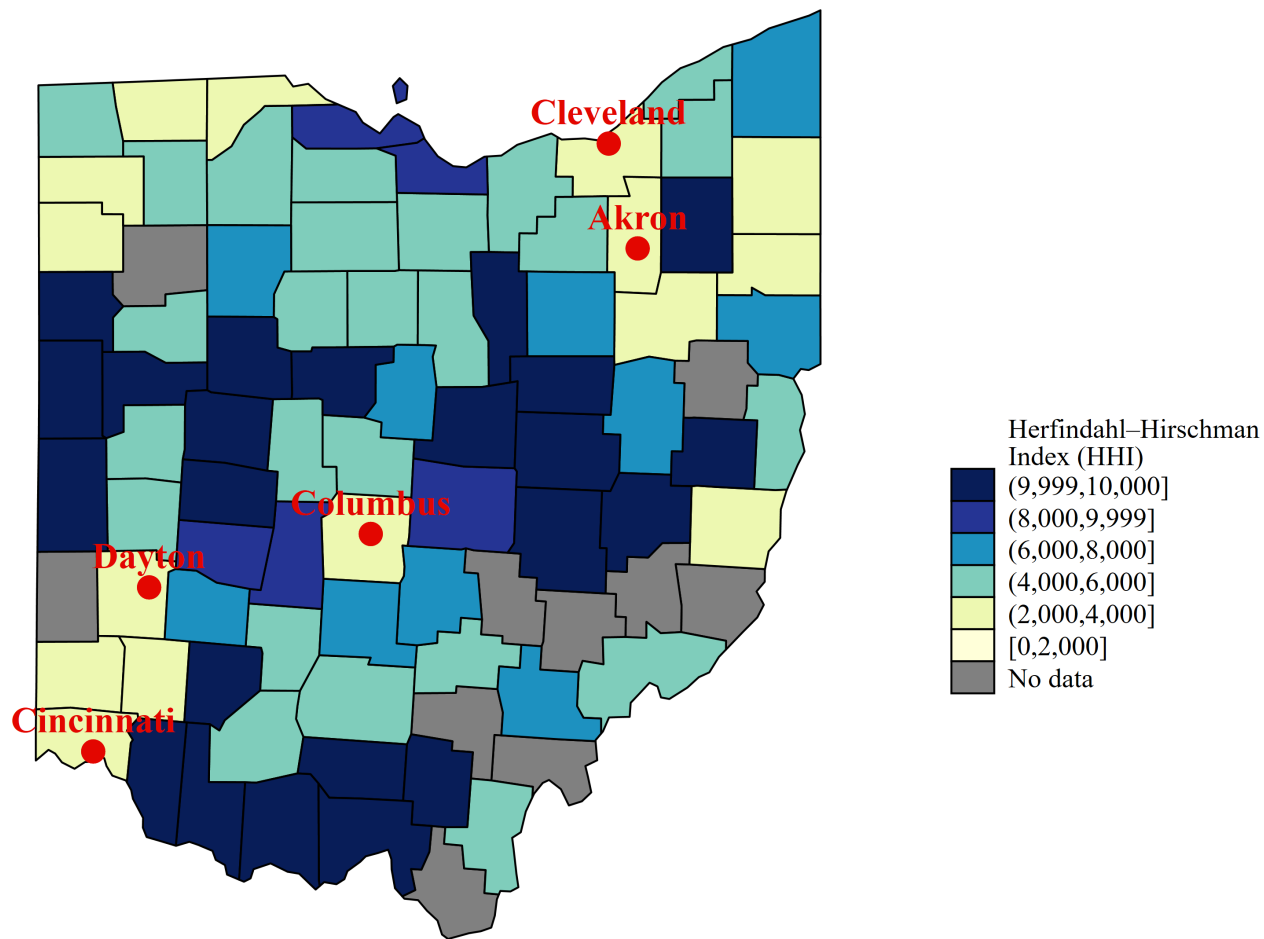
Note: The Herfindahl-Hirschman Index (HHI) is calculated using bed counts for hospitals in the market. The market around each hospital is defined as all hospitals located within a 30-minute driving time. Hospital bed data are obtained from a range of sources including AHA Annual Survey and Medicare cost reports. We average the hospital-year level HHI across all years from 2007 to 2014 to create a time-invariant HHI. The map presents county-level HHI values, defined as the average (weighted by beds) of the time-invariant HHIs of the hospitals located in each county.

## Time-Invariant Hospital HHI: North Dakota

State	City	Hospital Name	Herfindahl–Hirschman Index (HHI)
ND	Ashley	Ashley Medical Center	10,000
ND	Bismarck	CHI St Alexius Health	5,079
ND	Bismarck	Medcenter One	5,079
ND	Bottineau	St Andrew’s Health Center	10,000
ND	Bowman	Southwest Healthcare Services	10,000
ND	Cando	Towner County Medical Center	10,000
ND	Carrington	Carrington Health Center	10,000
ND	Cavalier	Pembina County Memorial Hospital	10,000
ND	Cooperstown	Cooperstown Medical Center	10,000
ND	Crosby	St Luke’s Hospital	10,000
ND	Devils Lake	CHI Mercy Hospital	10,000
ND	Dickinson	St Joseph’s Hospital And Health Center	10,000
ND	Fargo	Essentia Health	7,668
ND	Fargo	Meritcare Medical Center	7,668
ND	Fargo	Meritcare South University	7,668
ND	Garrison	Garrison Memorial Hospital	10,000
ND	Grafton	Unity Medical Center	5,029
ND	Grand Forks	Altru Health System	10,000
ND	Harvey	St Aloisius Medical Center	10,000
ND	Hazen	Sakakawea Medical Center	10,000
ND	Hettinger	West River Regional Medical Center	10,000
ND	Jamestown	Jamestown Hospital	10,000
ND	Langdon	Cavalier County Memorial Hospital	10,000
ND	Linton	Linton Hospital	10,000
ND	Lisbon	CHI Lisbon Health	10,000
ND	Mayville	Sanford Mayville Medical Center	10,000
ND	Mcville	Nelson County Health System	10,000
ND	Minot	Trinity Health	10,000
ND	Minot	Unimed Medical Center	10,000
ND	Northwood	Northwood Deaconess Health Center	10,000
ND	Oakes	CHI Oakes Hospital	10,000
ND	Park River	First Care Health Center	5,029
ND	Rolla	Presentation Medical Center	10,000
ND	Rugby	Heart of America Medical Center	10,000
ND	Stanley	Mountrail County Medical Center	10,000
ND	Tioga	Tioga Medical Center	10,000
ND	Valley City	CHI Mercy Health	10,000
ND	Watford City	Mckenzie County Healthcare Syst	10,000
ND	Williston	Mercy Medical Center	10,000
ND	Wishek	Wishek Community Hospital And Clinics	10,000

Note: The Herfindahl–Hirschman Index (HHI) is calculated using bed counts for hospitals in the market. The market around each hospital is defined as all hospitals located within a 30-minutes driving time. Hospital bed data are obtained from a range of sources including AHA Annual Survey and Medicare cost reports. We average the hospital-year level HHI across all years from 2007 to 2014 to create a time-invariant HHI.

# Hospital Market Concentration: Ohio



76

Note: The Herfindahl-Hirschman Index (HHI) is calculated using bed counts for hospitals in the market. The market around each hospital is defined as all hospitals located within a 30-minute driving time. Hospital bed data are obtained from a range of sources including AHA Annual Survey and Medicare cost reports. We average the hospital-year level HHI across all years from 2007 to 2014 to create a time-invariant HHI. The map presents county-level HHI values, defined as the average (weighted by beds) of the time-invariant HHIs of the hospitals located in each county.

# Time-Invariant Hospital HHI: Ohio

State	City	Hospital Name	Herfindahl-Hirschman Index (HHI)
OH	Akron	Akron General Medical Center	3,745
OH	Akron	Summa Akron City Hospital	2,726
OH	Alliance	Alliance Community Hospital	5,166
OH	Amherst	Amherst Hospital	3,459
OH	Ashland	Samaritan Regional Health Syst	10,000
OH	Ashtabula	Ashtabula County Medical Center	6,485
OH	Athens	O'Bleness Memorial Hospital	8,451
OH	Barberton	Summa Barberton Citizens Hospital	3,745
OH	Barnesville	Barnesville Hospital	10,000
OH	Batavia	Mercy Health - Clermont Hospital	10,000
OH	Beachwood	Ahuja Medical Center	3,650
OH	Beavercreek	Soin Medical Center	2,928
OH	Bedford	UH Bedford Medical Center	3,414
OH	Bellaire	Belmont Community Hospital	3,285
OH	Bellefontaine	Mary Rutan Hospital	10,000
OH	Bellevue	Bellevue Hospital	2,856
OH	Bluffton	Bluffton Hospital	3,741
OH	Boardman	St Elizabeth Boardman Health Center	4,082
OH	Bowling Green	Wood County Hospital	5,569
OH	Bryan	Comm Hospitals And Wellness Center	4,885
OH	Bucyrus	Bucyrus Community Hospital	3,635
OH	Cadiz	Harrison Community Hospital	10,000
OH	Cambridge	Southeastern Ohio Regional Medical Center	10,000
OH	Canal Winchester	Diley Ridge Medical Center	2,962
OH	Canton	Aultman Hospital	2,943
OH	Canton	Mercy Medical Center	2,348
OH	Chardon	University Hospitals Geauga	4,449
OH	Chillicothe	Adena Health System	5,637
OH	Cincinnati	Bethesda North Hospital	2,114
OH	Cincinnati	Christ Hospital	2,176
OH	Cincinnati	Deaconess Hospital	2,300
OH	Cincinnati	Good Samaritan Hospital	2,141
OH	Cincinnati	Jewish Hospital	2,460
OH	Cincinnati	Mercy Health - Anderson Hospital	2,319
OH	Cincinnati	Mercy Health - Mt Airy Hospital	2,474
OH	Cincinnati	Mercy Health - West Hospital	2,221
OH	Cincinnati	Mercy Health - Western Hills Hospital	2,161
OH	Cincinnati	University Hospital	2,176
OH	Circleville	Berger Health System	6,123
OH	Cleveland	Cleveland Clinic	3,902
OH	Cleveland	Fairview Hospital	3,797
OH	Cleveland	Hillcrest Hospital	4,251
OH	Cleveland	Huron Hospital	4,120
OH	Cleveland	Lutheran Hospital	3,415
OH	Cleveland	Metrohealth Medical Center	3,653
OH	Cleveland	St Vincent Charity Hospital	3,653
OH	Cleveland	University Hospitals Case Center	3,902
OH	Coldwater	Mercer County Community Hospital	10,000
OH	Columbus	Doctors Hospital	3,616
OH	Columbus	Grant Medical Center	3,471
OH	Columbus	Mount Carmel	3,471
OH	Columbus	Ohio State Univ Medical Center	3,471
OH	Columbus	Ohio State University Hospital	3,471
OH	Columbus	Ohiohealth Riverside Methodist Hospital	3,471
OH	Concord Township	Lake Health	4,619
OH	Conneaut	University Hospitals Conneaut	7,752
OH	Coshocton	Coshocton County Memorial Hospital	10,000
OH	Cuyahoga Falls	Cuyahoga Falls General Hospital	5,278
OH	Dayton	Good Samaritan Hospital	3,738
OH	Dayton	Grandview Hospital And Medical Center	3,503
OH	Dayton	Medical Center at Elizabeth Pl	3,575
OH	Dayton	Miami Valley Hospital	3,558
OH	Defiance	Defiance Regional Medical Center	2,258
OH	Defiance	Mercy Hospital of Defiance	3,916
OH	Delaware	Grady Memorial Hospital	5,016
OH	Dennison	Trinity Hospital Twin City	7,683
OH	Dover	Union Hospital	7,683
OH	Dublin	Dublin Methodist Hospital	3,370



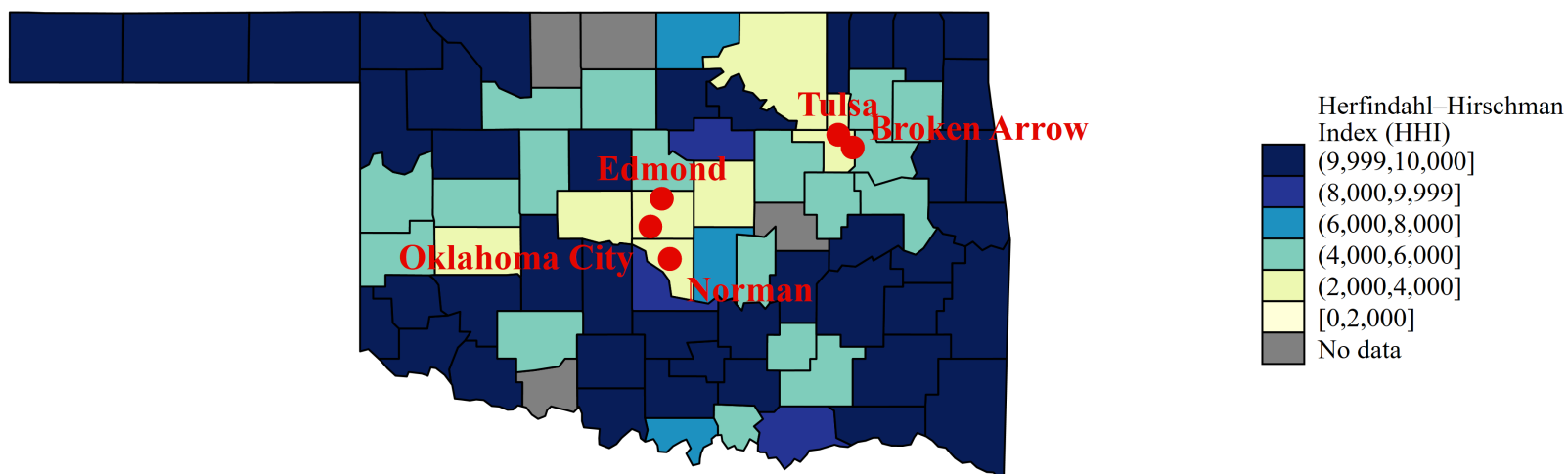
OH	East Liverpool	East Liverpool City Hospital	10,000
OH	Elyria	Emh Elyria Medical Center	3,459
OH	Euclid	Euclid Hospital	3,402
OH	Fairfield	Mercy Health - Fairfield Hospital	2,954
OH	Findlay	Blanchard Valley Health System	7,917
OH	Fostoria	Fostoria Community Hospital	5,649
OH	Fremont	Memorial Hospital	5,349
OH	Galion	Avita Galion Hospital	5,653
OH	Gallipolis	Holzer Medical Center	5,014
OH	Garfield Heights	Marymount Hospital	3,421
OH	Geneva	University Hospitals Geneva	5,826
OH	Georgetown	Brown County General Hospital	10,000
OH	Greenfield	Adena Greenfield Medical Center	3,333
OH	Greenville	Wayne Hospital	10,000
OH	Hamilton	Fort Hamilton Hospital	3,447
OH	Hicksville	Community Memorial Hospital	3,445
OH	Hillsboro	Highland District Hospital	5,000
OH	Jackson	Holzer Medical Center - Jackson	10,000
OH	Kenton	Hardin Memorial Hospital	10,000
OH	Kettering	Charles F. Kettering Memorial Hospital	3,471
OH	Lakewood	Lakewood Hospital	3,508
OH	Lancaster	Fairfield Medical Center	6,536
OH	Lima	Lima Memorial Health System	4,413
OH	Lima	St Rita's Medical Center	5,215
OH	Lodi	Lodi Community Hospital	4,874
OH	Logan	Hocking Valley Community Hospital	5,848
OH	London	Madison County Hospital	8,383
OH	Lorain	Community Health Partners	5,009
OH	Mansfield	Medcentral - Mansfield Hospital	5,835
OH	Marietta	Marietta Memorial Hospital	4,433
OH	Marietta	Selby General Hospital	4,433
OH	Marion	Marion General Hospital	10,000
OH	Martins Ferry	East Ohio Regional Hospital	3,285
OH	Marysville	Memorial Health	5,842
OH	Massillon	Affinity Medical Center	3,641
OH	Massillon	Affinity Medical Center	4,172
OH	Maumee	Promedica St Luke's Hospital	3,534
OH	Medina	Medina General Hospital	4,459
OH	Miamisburg	Kettering Medical Center-Sycamore	3,234
OH	Middleburg Heights	Southwest General Health Center	3,897
OH	Middletown	Atrium Medical Center	2,769
OH	Millersburg	Pomerene Hospital	10,000
OH	Mount Gilead	Morrow County Hospital	6,995
OH	Mount Vernon	Knox Community Hospital	10,000
OH	Napoleon	Henry County Hospital	4,060
OH	Nelsonville	Doctors Hospital Nelsonville	4,894
OH	Newark	Licking Memorial Hospital	8,959
OH	Newark	Medical Center of Newark	8,335
OH	Norwalk	Fisher-Titus Medical Center	5,076
OH	Oberlin	Allen Community Hospital	3,459
OH	Oregon	Bay Park Community Hospital	3,922
OH	Oregon	Mercy St Charles Hospital	3,922
OH	Orrville	Aultman Orrville Hospital	5,211
OH	Oxford	Mccullough-Hyde Memorial Hospital	6,822
OH	Parma	Parma Community General Hospital	2,561
OH	Paulding	Paulding County Hospital	3,426
OH	Port Clinton	H B. Magruder Memorial Hospital	8,700
OH	Portsmouth	Southern Ohio Medical Center	10,000
OH	Ravenna	Robinson Memorial Hospital	10,000
OH	Richmond Heights	University Hospitals Richmond	3,505
OH	Saint Marys	Joint Township District Memorial Hospital	10,000
OH	Salem	Salem Community Hospital	3,689
OH	Sandusky	Firelands Regional Health System	8,700
OH	Sandusky	Firelands Regional Medical Center	6,848
OH	Seaman	Adams County Regional Medical Center	10,000
OH	Shelby	Medcentral - Shelby Hospital	5,919
OH	Sidney	Wilson Memorial Hospital	5,824
OH	Springfield	Springfield Regional Medical Center	8,854
OH	Springfield	Springfield Regional Medical Center	10,000
OH	Steubenville	Trinity Health System	5,232
OH	Sylvania	Flower Hospital	3,922
OH	Tiffin	Mercy Hospital of Tiffin	4,065
OH	Toledo	Mercy St Anne Hospital	3,922
OH	Toledo	Mercy St Vincent Medical Center	3,922

OH	Toledo	Promedica Toledo Hospital	3,922
OH	Toledo	The University of Toledo Medical Center	3,922
OH	Troy	Upper Valley Medical Center	4,261
OH	Upper Sandusky	Wyandot Memorial Hospital	4,484
OH	Urbana	Mercy Memorial Hospital	10,000
OH	Van Wert	Van Wert County Hospital	10,000
OH	Wadsworth	Summa Wadsworth-Rittman Hospital	4,156
OH	Warren	Forum Health Trumbull Memorial Hospital	3,989
OH	Warren	St Joseph Health Center	3,989
OH	Warrensville Heights	South Pointe Hospital	3,331
OH	Washington Court House	Fayette County Memorial Hospital	5,000
OH	Wauseon	Fulton County Health Center	3,916
OH	Waverly	Adena Pike Medical Center	10,000
OH	West Chester	West Chester Hospital	2,203
OH	Westerville	Mount Carmel St Ann'S	3,483
OH	Westlake	St John Medical Center	2,431
OH	Willard	Mercy Hospital of Willard	5,970
OH	Wilmington	Clinton Memorial Hospital	10,000
OH	Wooster	Wooster Community Hospital	7,563
OH	Xenia	Greene Memorial Hospital	7,105
OH	Youngstown	Northside Medical Center	3,984
OH	Youngstown	St Elizabeth Health Center	3,984
OH	Zanesville	Genesis Healthcare System	10,000

---

Note: The Herfindahl–Hirschman Index (HHI) is calculated using bed counts for hospitals in the market. The market around each hospital is defined as all hospitals located within a 30-minutes driving time. Hospital bed data are obtained from a range of sources including AHA Annual Survey and Medicare cost reports. We average the hospital-year level HHI across all years from 2007 to 2014 to create a time-invariant HHI.

# Hospital Market Concentration: Oklahoma



Note: The Herfindahl-Hirschman Index (HHI) is calculated using bed counts for hospitals in the market. The market around each hospital is defined as all hospitals located within a 30-minutes driving time. Hospital bed data are obtained from a range of sources including AHA Annual Survey and Medicare cost reports. We average the hospital-year level HHI across all years from 2007 to 2014 to create a time-invariant HHI. The map presents county-level HHI values, defined as the average (weighted by beds) of the time-invariant HHIs of the hospitals located in each county.

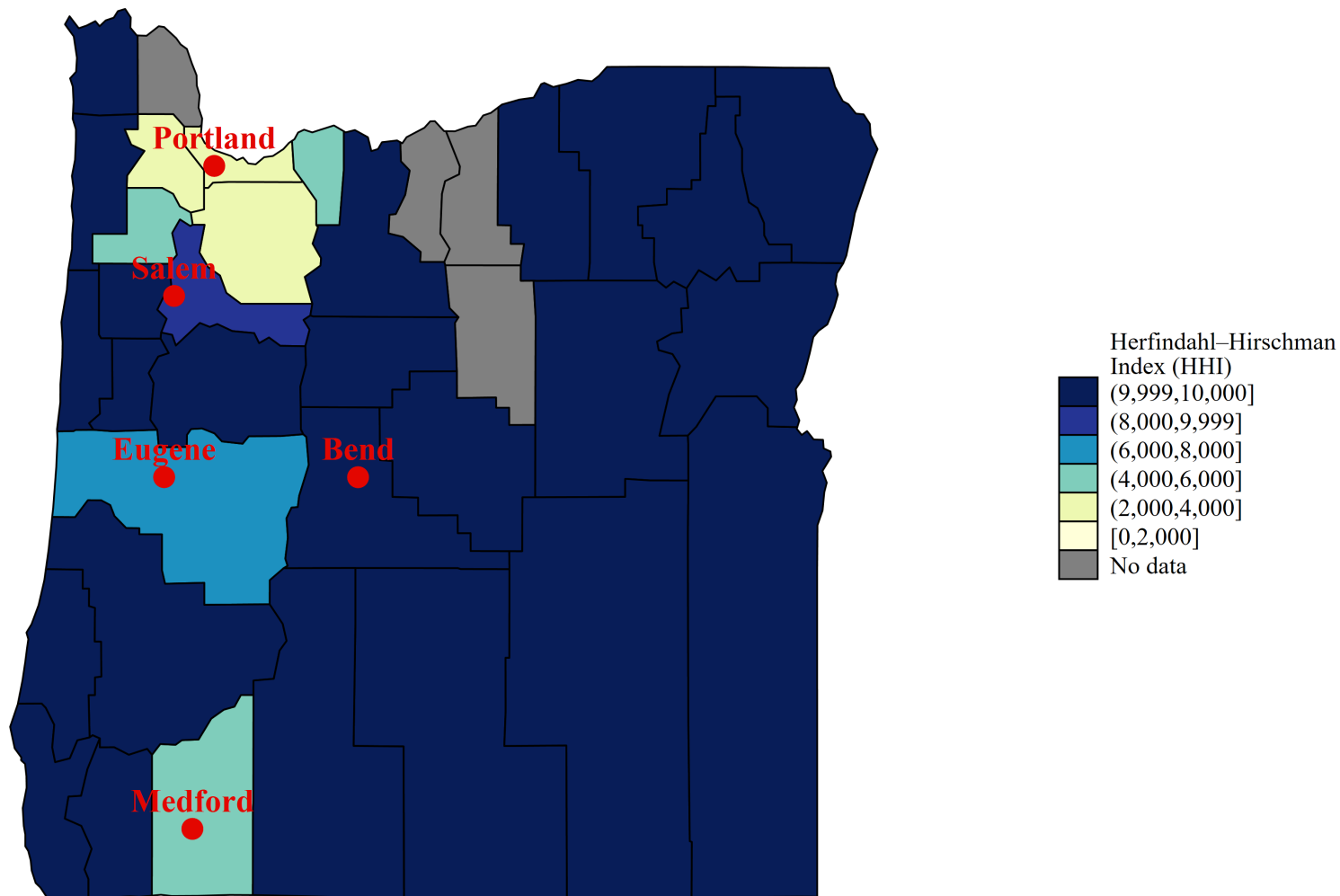
## Time-Invariant Hospital HHI: Oklahoma

State	City	Hospital Name	Herfindahl–Hirschman Index (HHI)
OK	Ada	Mercy Hospital Ada	10,000
OK	Altus	Jackson County Memorial Hospital	10,000
OK	Alva	Share Medical Center	10,000
OK	Antlers	Pushmataha County Hospital	10,000
OK	Ardmore	Mercy Hospital Ardmore	10,000
OK	Atoka	Atoka County Medical Center	5,528
OK	Bartlesville	Jane Phillips Medical Center	10,000
OK	Beaver	Beaver County Memorial Hospital	10,000
OK	Blackwell	Alliancehealth Blackwell	6,302
OK	Boise City	Cimarron Memorial Hospital	10,000
OK	Bristow	Bristow Medical Center	5,048
OK	Broken Arrow	St John Broken Arrow	2,840
OK	Buffalo	Harper County Community Hospital	10,000
OK	Carnegie	Carnegie Tri-County Mun Hospital	10,000
OK	Cheyenne	Roger Mills Memorial Hospital	5,858
OK	Chickasha	Grady Memorial Hospital	10,000
OK	Claremore	Claremore Regional Hospital	5,724
OK	Cleveland	Cleveland Area Hospital	10,000
OK	Clinton	Alliancehealth Clinton	3,725
OK	Coalgate	Coal County General Hospital	5,528
OK	Cordell	Cordell Memorial Hospital	3,563
OK	Cushing	Cushing Regional Hospital	7,595
OK	Drumright	Drumright Regional Hospital	5,558
OK	Duncan	Duncan Regional Hospital	10,000
OK	Durant	Alliancehealth Durant	8,836
OK	Edmond	Edmond Medical Center	1,898
OK	Edmond	Integrus Health Edmond	1,985
OK	El Reno	Mercy Hospital El Reno	5,275
OK	Elk City	Great Plains Regional Medical Center	5,298
OK	Enid	Integrus Bass Baptist Health Center	5,014
OK	Enid	St Mary's Regional Medical Center	5,014
OK	Eufaula	Community Hospital-Lakeview	10,000
OK	Fairfax	Fairfax Community Hospital	10,000
OK	Fairview	Fairview Regional Medical Center	5,183
OK	Frederick	Memorial Hospital And Physician Group	10,000
OK	Grove	Integrus Grove General Hospital	10,000
OK	Guthrie	Logan Medical Center	5,488
OK	Guymon	Memorial Hospital of Texas Cnty	10,000
OK	Healdton	Healdton Mercy Hospital	10,000
OK	Henryetta	Henryetta Medical Center	5,117
OK	Hobart	Elkview General Hospital	10,000
OK	Holdenville	Holdenville General Hospital	10,000
OK	Hollis	Harmon Memorial Hospital	10,000
OK	Hugo	Choctaw Memorial Hospital	10,000
OK	Idabel	Mccurtain Memorial Hospital	10,000
OK	Kingfisher	Kingfisher Regional Hospital	10,000
OK	Lawton	Comanche County Memorial Hospital	5,447
OK	Lawton	Southwestern Medical Center	5,447
OK	Madill	Alliancehealth Madill	5,054
OK	Mangum	Mangum Community Hospital	10,000
OK	Marietta	Mercy Health Love County	6,691
OK	Mcalester	Mcalester Regional Health Center	10,000
OK	Miami	Integrus Baptist Regional Health Center	10,000
OK	Midwest City	Alliancehealth Midwest	2,410
OK	Moore	Moore Medical Center	1,950
OK	Muskogee	Eastar Health System	5,244
OK	Muskogee	Muskogee Community Hospital	5,112
OK	Norman	Norman Regional Hospital	2,954
OK	Nowata	Jane Phillips Nowata Health Center	10,000
OK	Okeene	Okeene Municipal Hospital	5,183
OK	Oklahoma City	Alliancehealth Deaconess	2,002
OK	Oklahoma City	Integrus Baptist Medical Center	2,002
OK	Oklahoma City	Integrus Southwest Medical Center	1,729
OK	Oklahoma City	Mercy Health Center	2,316
OK	Oklahoma City	Ou Medical Center	2,002
OK	Oklahoma City	St Anthony Hospital	2,002
OK	Oklahoma City	St Michael Hospital	1,720
OK	Okmulgee	Muscogee Creek Nation Medical Center	5,117

OK	Owasso	Bailey Medical Center	2,836
OK	Owasso	St John Owasso	2,836
OK	Pauls Valley	Pauls Valley General Hospital	10,000
OK	Perry	Perry Memorial Hospital	10,000
OK	Ponca City	Alliancehealth Ponca City	6,302
OK	Poteau	Eastern Oklahoma Medical Center	10,000
OK	Prague	Prague Community Hospital	3,570
OK	Pryor	Alliancehealth Pryor	5,724
OK	Purcell	Purcell Municipal Hospital	8,621
OK	Sallisaw	Sequoyah Memorial Hospital	10,000
OK	Sapulpa	St John Sapulpa	2,836
OK	Sayre	Sayre Memorial Hospital	4,101
OK	Seiling	Seiling Community Hospital	10,000
OK	Seminole	Alliancehealth Seminole	5,346
OK	Shattuck	Newman Memorial Hospital	10,000
OK	Shawnee	St Anthony Shawnee Hospital	6,581
OK	Stigler	Haskell County Healthcare System	10,000
OK	Stillwater	Stillwater Medical Center	10,000
OK	Stilwell	Memorial Hospital	10,000
OK	Stroud	Stroud Regional Medical Center	3,435
OK	Sulphur	Arbuckle Memorial Hospital	10,000
OK	Tahlequah	Northeastern Health System	10,000
OK	Tishomingo	Johnston Memorial Hospital	10,000
OK	Tulsa	Hillcrest Hospital - South	2,832
OK	Tulsa	Hillcrest Medical Center	2,832
OK	Tulsa	Oklahoma State Univ Medical Center	2,832
OK	Tulsa	Saint Francis Hospital	2,832
OK	Tulsa	Saint Francis Hospital South	2,832
OK	Tulsa	St John Medical Center	2,832
OK	Vinita	Craig General Hospital	10,000
OK	Wagoner	Wagoner Community Hospital	5,244
OK	Watonga	Mercy Hospital Watonga	5,095
OK	Waurika	Jefferson County Hospital	10,000
OK	Weatherford	Weatherford Regional Hospital	5,526
OK	Wilburton	Latimer County General Hospital	10,000
OK	Woodward	Alliancehealth Woodward	10,000
OK	Yukon	Integris Canadian Valley Hospital	2,255

Note: The Herfindahl–Hirschman Index (HHI) is calculated using bed counts for hospitals in the market. The market around each hospital is defined as all hospitals located within a 30-minutes driving time. Hospital bed data are obtained from a range of sources including AHA Annual Survey and Medicare cost reports. We average the hospital-year level HHI across all years from 2007 to 2014 to create a time-invariant HHI.

# Hospital Market Concentration: Oregon



101

Note: The Herfindahl-Hirschman Index (HHI) is calculated using bed counts for hospitals in the market. The market around each hospital is defined as all hospitals located within a 30-minute driving time. Hospital bed data are obtained from a range of sources including AHA Annual Survey and Medicare cost reports. We average the hospital-year level HHI across all years from 2007 to 2014 to create a time-invariant HHI. The map presents county-level HHI values, defined as the average (weighted by beds) of the time-invariant HHIs of the hospitals located in each county.

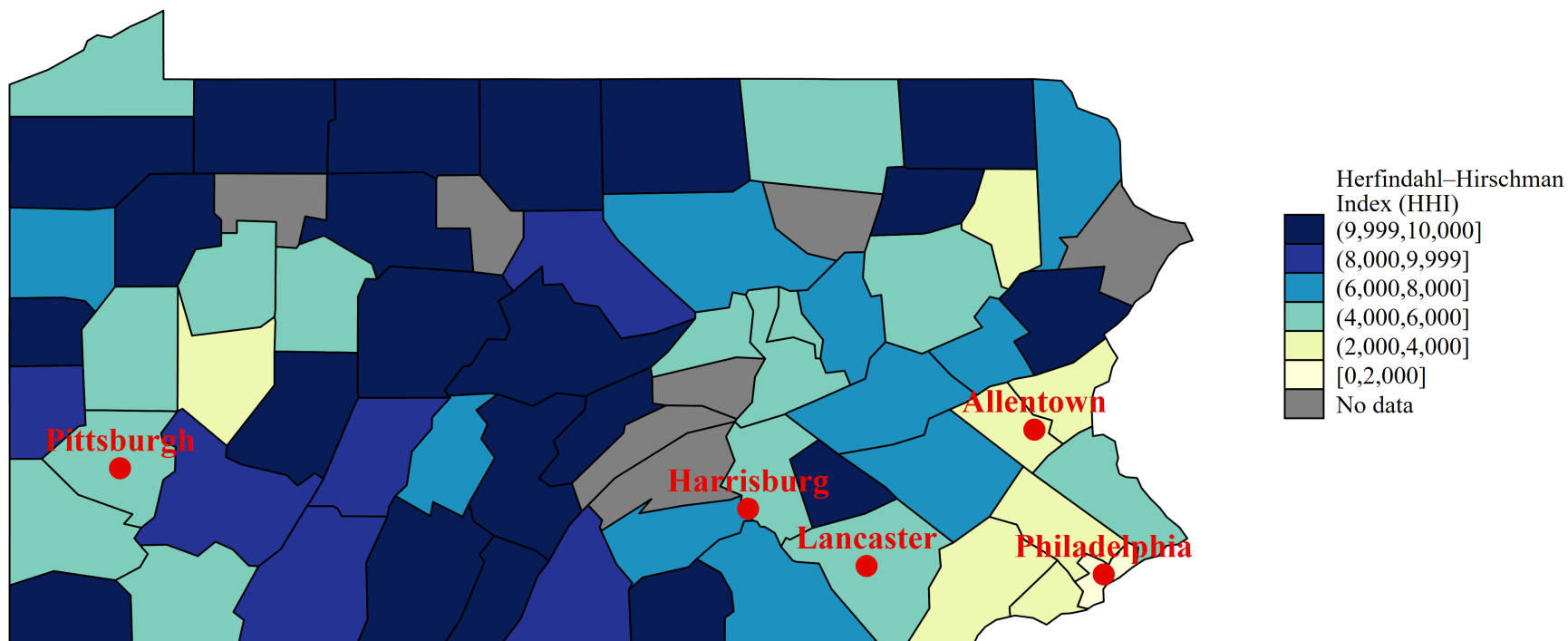
## Time-Invariant Hospital HHI: Oregon

State	City	Hospital Name	Herfindahl–Hirschman Index (HHI)
OR	Albany	Samaritan Albany General Hospital	10,000
OR	Ashland	Asante Ashland Community Hospital	5,296
OR	Astoria	Columbia Memorial Hospital	10,000
OR	Baker City	Saint Alphonsus Medical Center - Baker City	10,000
OR	Bandon	Southern Coos Hospital	10,000
OR	Bend	Cascade Healthcare Community	10,000
OR	Burns	Harney District Hospital	10,000
OR	Clackamas	Kaiser Permanente Sunnyside Medical Center	2,093
OR	Coos Bay	Bay Area Hospital	10,000
OR	Coquille	Coquille Valley Hospital	10,000
OR	Corvallis	Good Samaritan Regional Medical Center	10,000
OR	Cottage Grove	Cottage Grove Community Hospital	7,091
OR	Dallas	West Valley Hospital	10,000
OR	Enterprise	Wallowa Memorial Hospital	10,000
OR	Eugene	Peacehealth Sacred Heart Medical Center University District	7,091
OR	Florence	Peace Harbor Hospital	10,000
OR	Gold Beach	Curry General Hospital	10,000
OR	Grants Pass	Asante Three Rivers Medical Center	10,000
OR	Gresham	Legacy Mount Hood Medical Center	2,378
OR	Heppner	Pioneer Memorial Hospital	10,000
OR	Hermiston	Good Shepherd Health Care System	10,000
OR	Hillsboro	Kaiser Foundation Hospital Westside Medical Center	2,867
OR	Hillsboro	Tuality Healthcare	6,224
OR	Hood River	Providence Hood River Memorial Hospital	5,017
OR	John Day	Blue Mountain Hospital	10,000
OR	Klamath Falls	Sky Lakes Medical Center	10,000
OR	La Grande	Grande Ronde Hospital	10,000
OR	Lakeview	Lake District Hospital	10,000
OR	Lebanon	Samaritan Lebanon Community Hospital	10,000
OR	Lincoln City	Samaritan North Lincoln Hospital	10,000
OR	Madras	Mountain View Hospital District	10,000
OR	Meminnville	Willamette Valley Medical Center	5,703
OR	Medford	Asante Rogue Regional Medical Center	5,296
OR	Medford	Providence Medford Medical Center	5,296
OR	Milwaukie	Providence Milwaukie Hospital	2,562
OR	Newberg	Providence Newberg Medical Center	3,941
OR	Newport	Samaritan Pacific Communities Hospital	10,000
OR	Ontario	Holy Rosary Medical Center	10,000
OR	Oregon City	Providence Willamette Falls Medical Center	4,325
OR	Pendleton	CHI St Anthony Hospital	10,000
OR	Portland	Adventist Medical Center	2,187
OR	Portland	Legacy Emanuel Hospital And Health Center	2,101
OR	Portland	Legacy Good Samaritan Hospital	2,165
OR	Portland	Ohsu Hospital	2,101
OR	Portland	Providence Portland Medical Center	2,167
OR	Portland	Providence St Vincent Medical Center	2,940
OR	Prineville	Pioneer Memorial Hospital	10,000
OR	Redmond	Cascade Healthcare Community	10,000
OR	Reedsport	Lower Umpqua Hospital District	10,000
OR	Roseburg	Mercy Medical Center	10,000
OR	Salem	Salem Hospital	8,452
OR	Seaside	Providence Seaside Hospital	10,000
OR	Silverton	Silverton Hospital	5,041
OR	Springfield	Mckenzie-Willamette Medical Center	7,041
OR	Springfield	Peacehealth Sacred Heart Medical Center at Riverbend	7,108
OR	Stayton	Santiam Memorial Hospital	7,022
OR	The Dalles	Mid-Columbia Medical Center	10,000
OR	Tillamook	Tillamook County General Hospital	10,000
OR	Tualatin	Legacy Meridian Park Hospital	2,565

Note: The Herfindahl–Hirschman Index (HHI) is calculated using bed counts for hospitals in the market. The market around each hospital is defined as all hospitals located within a 30-minutes driving time. Hospital bed data are obtained from a range of sources including AHA Annual Survey and Medicare cost reports. We average the hospital-year level HHI across all years from 2007 to 2014 to create a time-invariant HHI.

# Hospital Market Concentration: Pennsylvania

103



Note: The Herfindahl-Hirschman Index (HHI) is calculated using bed counts for hospitals in the market. The market around each hospital is defined as all hospitals located within a 30-minute driving time. Hospital bed data are obtained from a range of sources including AHA Annual Survey and Medicare cost reports. We average the hospital-year level HHI across all years from 2007 to 2014 to create a time-invariant HHI. The map presents county-level HHI values, defined as the average (weighted by beds) of the time-invariant HHIs of the hospitals located in each county.



# Time-Invariant Hospital HHI: Pennsylvania

State	City	Hospital Name	Herfindahl–Hirschman Index (HHI)
PA	Abington	Abington Memorial Hospital	2,226
PA	Aliquippa	Commonwealth Medical Center	5,764
PA	Allentown	Lehigh Valley Hospital	3,553
PA	Allentown	Sacred Heart Hospital	3,570
PA	Allentown	Westfield Hospital	3,549
PA	Altoona	Altoona Hospital Campus	7,454
PA	Altoona	Bon Secours Hospital Campus	7,454
PA	Ashland	Saint Catherine Medical Center	5,298
PA	Beaver	Heritage Valley Beaver	8,791
PA	Berwick	Berwick Hospital Center	7,121
PA	Bethlehem	Lehigh Valley Hospital-Muhlenberg	3,297
PA	Bethlehem	St Luke's Hospital	3,570
PA	Bloomsburg	Bloomsburg Hospital	4,663
PA	Braddock	UPMC Braddock	4,738
PA	Bradford	Bradford Regional Medical Center	10,000
PA	Bristol	Lower Bucks Hospital	3,110
PA	Brookville	Brookville Hospital	3,760
PA	Bryn Mawr	Bryn Mawr Hospital	3,791
PA	Butler	Butler Health System	5,295
PA	Camp Hill	Holy Spirit - A. Geisinger Affiliate	4,300
PA	Canonsburg	Canonsburg General Hospital	3,015
PA	Carbondale	Marian Community Hospital	4,134
PA	Carlisle	Carlisle Regional Medical Center	10,000
PA	Chambersburg	Chambersburg Hospital	10,000
PA	Clarion	Clarion Hospital	5,744
PA	Clearfield	Clearfield Hospital	10,000
PA	Coal Township	Shamokin Area Community Hospital	6,363
PA	Coaldale	St Luke's Hospital - Miners Campus	5,515
PA	Coatesville	Brandywine Hospital	3,415
PA	Connellsville	Highlands Hospital	4,344
PA	Corry	Corry Memorial Hospital	10,000
PA	Coudersport	Charles Cole Memorial Hospital	10,000
PA	Cranberry	UPMC Passavant Cranberry	3,342
PA	Danville	Geisinger Medical Center	4,372
PA	Darby	Mercy Catholic Medical Center	3,351
PA	Doylestown	Doylestown Hospital	5,927
PA	Drexel Hill	Delaware County Memorial Hospital	3,257
PA	Dubois	Dubois Regional Medical Center	10,000
PA	East Norriton	Einstein Medical Center Montgomery	2,985
PA	East Stroudsburg	Pocono Medical Center	10,000
PA	Easton	Easton Hospital	4,089
PA	Easton	St Luke's Hospital - Anderson Campus	3,581
PA	Ellwood City	Ellwood City Hospital	10,000
PA	Ephrata	Ephrata Community Hospital	5,252
PA	Erie	Hamot Medical Center	3,850
PA	Erie	Millcreek Community Hospital	3,850
PA	Erie	Saint Vincent Health Center	3,850
PA	Everett	UPMC Bedford Memorial	10,000
PA	Gettysburg	Gettysburg Hospital	10,000
PA	Greensburg	Excelsa Health Westmoreland Hospital	9,579
PA	Greenville	UPMC Horizon	10,000
PA	Grove City	Grove City Medical Center	10,000
PA	Hanover	Hanover Hospital	10,000
PA	Harrisburg	Pinnacle Health System	3,176
PA	Hastings	Conemaugh Miners Medical Center	10,000
PA	Hazleton	Hazleton General Hospital	10,000
PA	Hershey	Penn State Hershey Medical Center	5,093
PA	Honesdale	Wayne Memorial Hospital	7,408
PA	Huntingdon	J C. Blair Memorial Hospital	10,000
PA	Indiana	Indiana Regional Medical Center	10,000
PA	Jeannette	Excelsa Health Westmoreland Hsp	4,673
PA	Jefferson Hills	Jefferson Hospital	5,627
PA	Jersey Shore	Jersey Shore Hospital	4,879
PA	Johnstown	Conemaugh Memorial Medical Center	8,514
PA	Johnstown	Memorial Medical Center - Lee Campus	8,514
PA	Kane	Kane Community Hospital	10,000
PA	Kittanning	Acmh Hospital	3,470
PA	Lancaster	Lancaster General Health	4,384

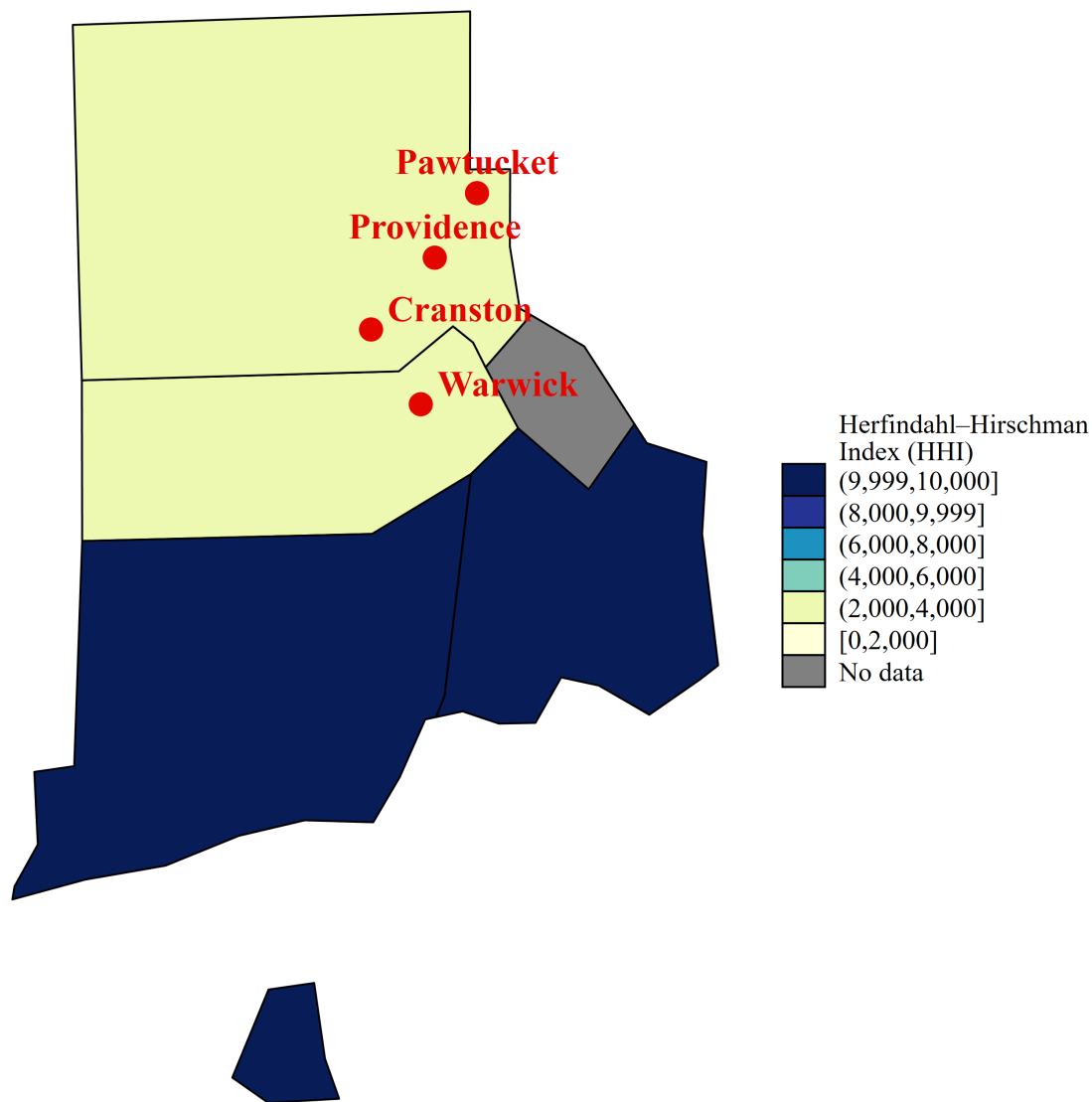
PA	Lancaster	Lancaster Regional Medical Center	5,521
PA	Langhorne	St Mary Medical Center	2,816
PA	Lansdale	Abington Health Lansdale Hospital	2,457
PA	Latrobe	Excelsa Latrobe Area Hospital	10,000
PA	Lebanon	Good Samaritan Hospital	10,000
PA	Lehighton	Gnaden Huetten Memorial Hospital	5,978
PA	Lewisburg	Evangelical Community Hospital	4,475
PA	Lewistown	Geisinger-Lewistown Hospital	10,000
PA	Lititz	Heart of Lancaster Regional Medical Center	4,384
PA	Lock Haven	Lock Haven Hospital	7,039
PA	Mc Connellsburg	Fulton County Medical Center	10,000
PA	Mckees Rocks	Ohio Valley General Hospital	3,908
PA	Mckeesport	UPMC Mckeesport	3,999
PA	Meadowbrook	Holy Redeemer Hospital	1,822
PA	Meadville	Meadville Medical Center	10,000
PA	Media	Riddle Hospital	3,040
PA	Meyersdale	Conemaugh Meyersdale Medical Center	10,000
PA	Monongahela	Monongahela Valley Hospital	5,340
PA	Monroeville	Forbes Regional Hospital	7,169
PA	Monroeville	UPMC East	7,492
PA	Montrose	Endless Mountain Health Systems	10,000
PA	Mount Pleasant	Excelsa Frick Hospital	7,234
PA	Muncy	Muncy Valley Hospital	6,218
PA	Natrona Heights	Alle-Kiski Medical Center	3,420
PA	New Castle	Jameson Hospital	10,000
PA	Norristown	Mercy Suburban Hospital	2,381
PA	Norristown	Montgomery Hospital Medical Center	3,393
PA	Palmerton	Palmerton Hospital	10,000
PA	Paoli	Paoli Hospital	3,313
PA	Peckville	Mid Valley Hospital	3,680
PA	Philadelphia	Albert Einstein Medical Center	1,496
PA	Philadelphia	Aria Health	1,938
PA	Philadelphia	Chestnut Hill Health System	2,045
PA	Philadelphia	Hahnemann University Hospital	1,108
PA	Philadelphia	Hospital of The Univ of Pa	1,181
PA	Philadelphia	Jeanes Hospital	2,197
PA	Philadelphia	Kensington Hospital	1,373
PA	Philadelphia	Nazareth Hospital	1,556
PA	Philadelphia	Penn Presbyterian Medical Center	1,262
PA	Philadelphia	Pennsylvania Hospital	1,573
PA	Philadelphia	Roxborough Memorial Hospital	2,087
PA	Philadelphia	Temple East, Northeastern Hospital	1,360
PA	Philadelphia	Temple University Hospital	1,725
PA	Philadelphia	Thomas Jefferson Univ Hospital	1,613
PA	Phoenixville	Phoenixville Hospital	2,832
PA	Pittsburgh	Allegheny General Hospital	4,902
PA	Pittsburgh	St Clair Hospital	4,214
PA	Pittsburgh	Suburban General Hospital	4,506
PA	Pittsburgh	UPMC Mercy	4,300
PA	Pittsburgh	UPMC Passavant	5,988
PA	Pittsburgh	UPMC Presbyterian	4,171
PA	Pittsburgh	UPMC Shadyside	6,058
PA	Pittsburgh	UPMC South Side	3,903
PA	Pittsburgh	UPMC St Margaret	5,152
PA	Pittsburgh	West Penn Hospital	6,022
PA	Pottstown	Pottstown Memorial Medical Center	10,000
PA	Pottsville	Good Samaritan Regional Medical Center	7,644
PA	Pottsville	Pottsville Hospital And Warne Clinic	7,644
PA	Punxsutawney	Punxsutawney Area Hospital	5,071
PA	Quakertown	St Luke's Hospital - Quakertown Campus	5,862
PA	Reading	St Joseph Medical Center	6,450
PA	Renovo	Bucktail Medical Center	10,000
PA	Roaring Spring	Nason Hospital	8,256
PA	Saint Marys	Elk Regional Health Center	10,000
PA	Sayre	Robert Packer Hospital	3,377
PA	Scranton	Community Medical Center	3,440
PA	Scranton	Mercy Hospital of Scranton	3,440
PA	Scranton	Moses Taylor Hospital	3,440
PA	Sellersville	Grand View Health	4,062
PA	Seneca	UPMC Northwest	10,000
PA	Sewickley	Heritage Valley Sewickley	2,982
PA	Sharon	Sharon Regional Health System	3,989
PA	Somerset	Somerset Hospital	10,000
PA	State College	Mount Nittany Medical Center	10,000

PA	Sunbury	Sunbury Community Hospital	4,651
PA	Susquehanna	Barnes-Kasson County Hospital	10,000
PA	Titusville	Titusville Area Hospital	10,000
PA	Towanda	Guthrie Towanda Memorial Hospital	5,126
PA	Troy	Troy Community Hospital	10,000
PA	Tunkhannock	Mercy Tyler Hospital	10,000
PA	Tyrone	Tyrone Hospital	8,929
PA	Uniontown	Uniontown Hospital	6,128
PA	Upland	Crozer-Chester Medical Center	2,439
PA	Warren	Warren General Hospital	10,000
PA	Washington	Washington Hospital	5,950
PA	Waynesboro	Waynesboro Hospital	6,998
PA	Waynesburg	Southwest Regional Medical Center	10,000
PA	Wellsboro	Soldiers And Sailors Memorial Hospital	10,000
PA	West Chester	Chester County Hospital	3,841
PA	West Grove	Jennersville Regional Hospital	10,000
PA	West Reading	Reading Hospital	6,450
PA	Wilkes-Barre	Geisinger South Wilkes-Barre	5,154
PA	Wilkes-Barre	Geisinger Wyoming Valley Medical Center	3,421
PA	Wilkes-Barre	Wilkes-Barre General Hospital	3,421
PA	Williamsport	Williamsport Hospital And Medical Center	8,822
PA	Windber	Windber Medical Center	8,514
PA	Wynnewood	Lankenau Hospital	1,702
PA	York	Memorial Hospital	7,387
PA	York	York Hospital	7,387

---

Note: The Herfindahl–Hirschman Index (HHI) is calculated using bed counts for hospitals in the market. The market around each hospital is defined as all hospitals located within a 30-minutes driving time. Hospital bed data are obtained from a range of sources including AHA Annual Survey and Medicare cost reports. We average the hospital-year level HHI across all years from 2007 to 2014 to create a time-invariant HHI.

# Hospital Market Concentration: Rhode Island



107

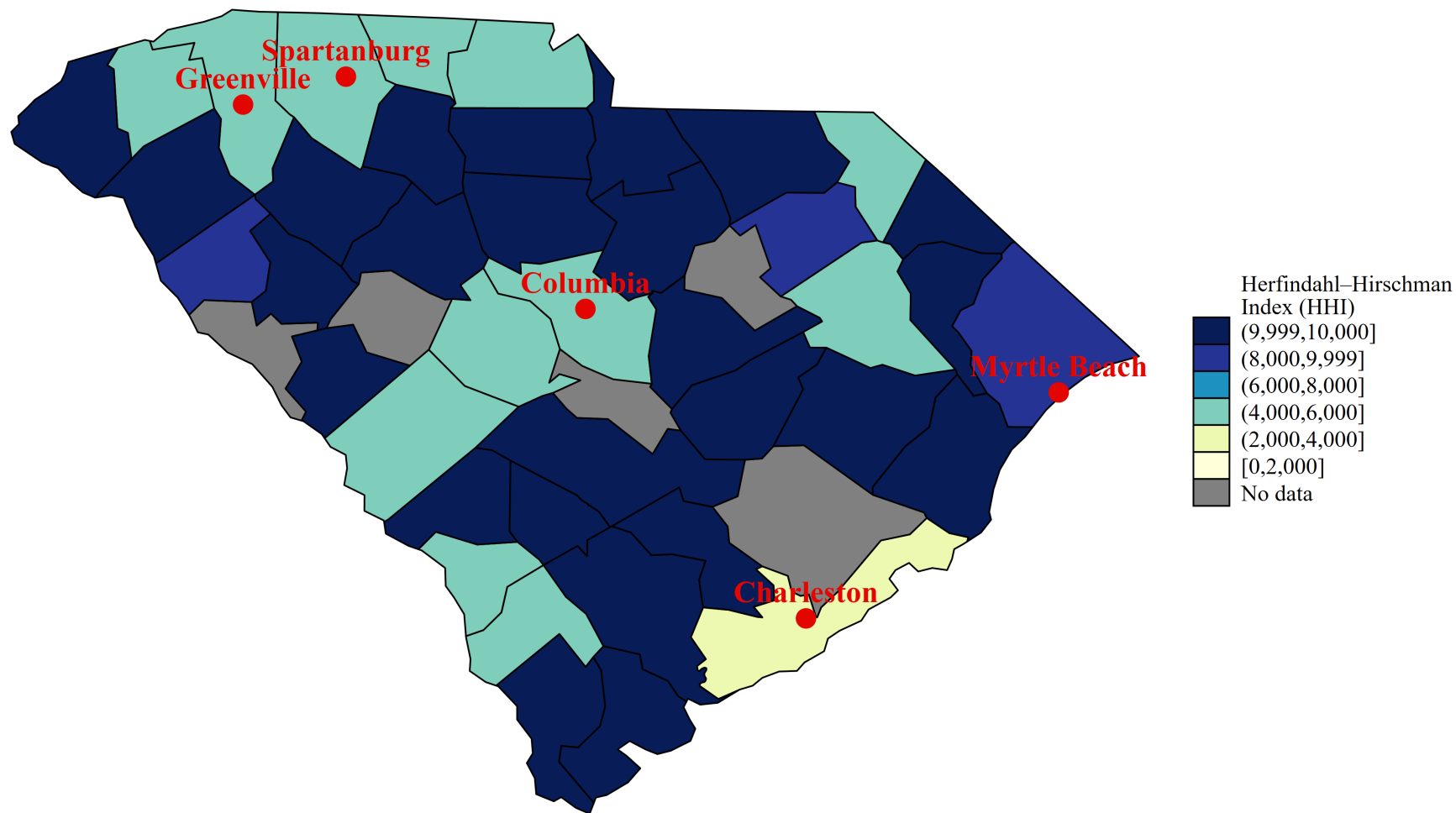
Note: The Herfindahl-Hirschman Index (HHI) is calculated using bed counts for hospitals in the market. The market around each hospital is defined as all hospitals located within a 30-minute driving time. Hospital bed data are obtained from a range of sources including AHA Annual Survey and Medicare cost reports. We average the hospital-year level HHI across all years from 2007 to 2014 to create a time-invariant HHI. The map presents county-level HHI values, defined as the average (weighted by beds) of the time-invariant HHIs of the hospitals located in each county.

## Time-Invariant Hospital HHI: Rhode Island

State	City	Hospital Name	Herfindahl–Hirschman Index (HHI)
RI	Newport	Newport Hospital	10,000
RI	North Providence	St Joseph Health Services	3,130
RI	Pawtucket	Memorial Hospital of Rhode Island	4,021
RI	Providence	Miriam Hospital	3,151
RI	Providence	Rhode Island Hospital	2,201
RI	Providence	Roger Williams Medical Center	3,130
RI	Wakefield	South County Hospital	10,000
RI	Warwick	Kent County Memorial Hospital	3,582
RI	Westerly	Westerly Hospital	10,000
RI	Woonsocket	Landmark Medical Center	3,535

Note: The Herfindahl–Hirschman Index (HHI) is calculated using bed counts for hospitals in the market. The market around each hospital is defined as all hospitals located within a 30-minutes driving time. Hospital bed data are obtained from a range of sources including AHA Annual Survey and Medicare cost reports. We average the hospital-year level HHI across all years from 2007 to 2014 to create a time-invariant HHI.

# Hospital Market Concentration: South Carolina



109

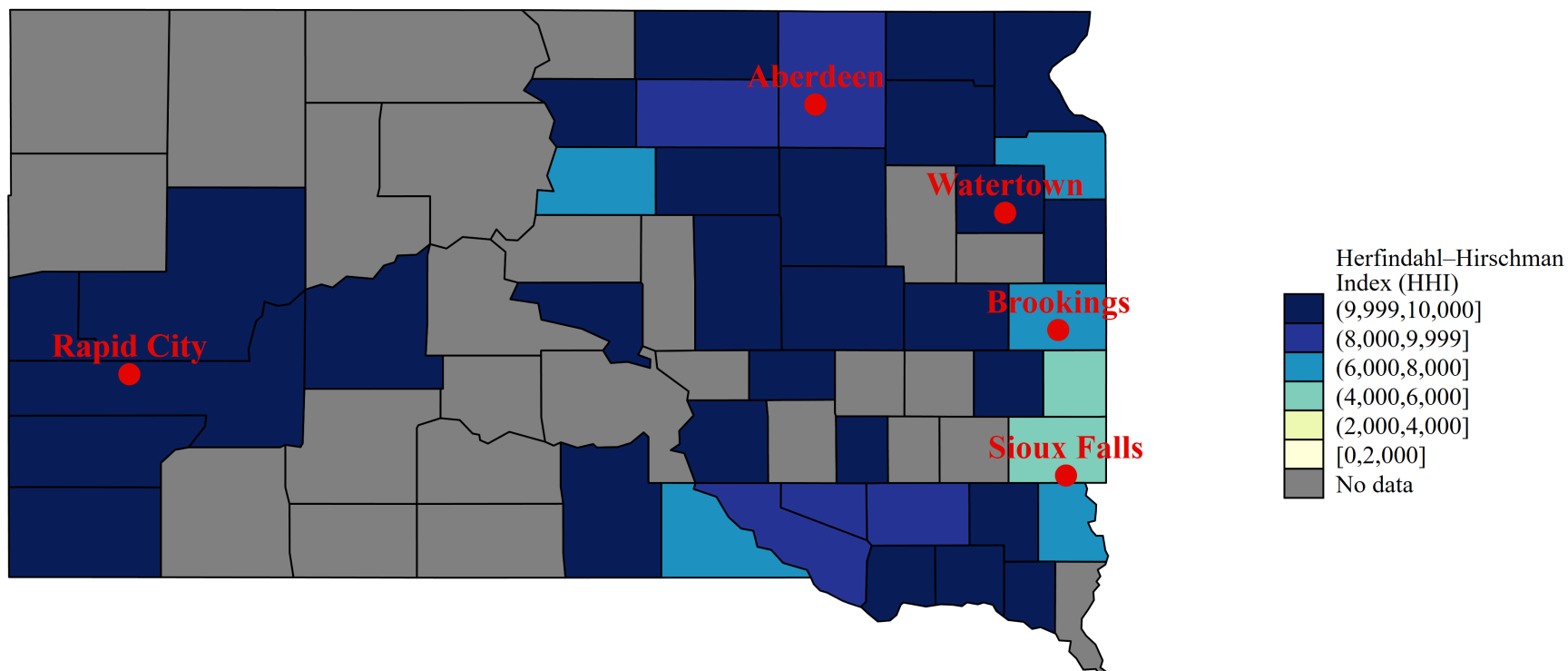
Note: The Herfindahl-Hirschman Index (HHI) is calculated using bed counts for hospitals in the market. The market around each hospital is defined as all hospitals located within a 30-minute driving time. Hospital bed data are obtained from a range of sources including AHA Annual Survey and Medicare cost reports. We average the hospital-year level HHI across all years from 2007 to 2014 to create a time-invariant HHI. The map presents county-level HHI values, defined as the average (weighted by beds) of the time-invariant HHIs of the hospitals located in each county.

# Time-Invariant Hospital HHI: South Carolina

State	City	Hospital Name	Herfindahl–Hirschman Index (HHI)
SC	Abbeville	Abbeville Area Medical Center	8,681
SC	Aiken	Aiken Regional Medical Centers	5,496
SC	Anderson	Anmed Health Medical Center	10,000
SC	Bamberg	Bamberg County Memorial Hospital	10,000
SC	Barnwell	Barnwell County Hospital	10,000
SC	Beaufort	Beaufort Memorial Hospital	10,000
SC	Bennettsville	Marlboro Park Hospital	5,038
SC	Camden	Kershaw County Medical Center	10,000
SC	Charleston	Bon Secours St Francis Hospital	3,070
SC	Charleston	Charleston Memorial Hospital	3,223
SC	Charleston	Musc Medical Center of Medical Univ of Sc	3,191
SC	Charleston	Roper Hospital	3,191
SC	Charleston	Trident Medical Center	3,070
SC	Cheraw	Chesterfield General Hospital	10,000
SC	Chester	Chester Regional Medical Center	10,000
SC	Clinton	Greenville Health System - Laurens County Memorial Hospital	10,000
SC	Columbia	Palmetto Health Baptist	4,519
SC	Columbia	Palmetto Health Baptist Parkridge	4,506
SC	Columbia	Palmetto Health Richland	4,519
SC	Columbia	Providence Hospital	4,519
SC	Conway	Conway Medical Center	10,000
SC	Darlington	Mcleod Medical Center-Darlington	5,094
SC	Dillon	Mcleod Medical Center Dillon	10,000
SC	Easley	Baptist Easley Hospital	4,722
SC	Edgefield	Edgefield County Hospital	10,000
SC	Fairfax	Allendale County Hospital	5,818
SC	Florence	Carolinas Hospital System	5,120
SC	Florence	Mcleod Health	5,120
SC	Gaffney	Mary Black Health System - Gaffney	4,116
SC	Georgetown	Georgetown Memorial Hospital	10,000
SC	Greenville	Bon Secours St Francis Health System	5,013
SC	Greenville	Greenville General Hospital	5,123
SC	Greenville	Greenville Memorial Hospital	5,107
SC	Greenwood	Self Regional Healthcare	10,000
SC	Greer	Allen Bennett Memorial Hospital	6,252
SC	Greer	Pelham Medical Center	3,792
SC	Hardeeville	Coastal Carolina Hospital	10,000
SC	Hartsville	Carolina Pines Regional Medical Center	9,414
SC	Hilton Head Island	Hilton Head Hospital	10,000
SC	Kingstree	Williamsburg Regional Hospital	10,000
SC	Lake City	Lake City Community Hospital	5,053
SC	Lancaster	Springs Memorial Hospital	10,000
SC	Loris	Loris Community Hospital	10,000
SC	Manning	Clarendon Memorial Hospital	10,000
SC	Mount Pleasant	East Cooper Medical Center	3,189
SC	Mount Pleasant	Mount Pleasant Hospital	6,122
SC	Mullins	Carolinas Hospital System Marion	10,000
SC	Murrells Inlet	Tidelands Waccamaw Community Hospital	10,000
SC	Myrtle Beach	Grand Strand Regional Medical Center	5,026
SC	Newberry	Newberry County Memorial Hospital	10,000
SC	Orangeburg	Regional Medical Center	10,000
SC	Pickens	Cannon Memorial Hospital	5,701
SC	Rock Hill	Piedmont Medical Center	5,607
SC	Seneca	Oconee Medical Center	10,000
SC	Simpsonville	Hillcrest Hospital	5,831
SC	Spartanburg	Mary Black Health System-Spartanburg	4,752
SC	Spartanburg	Spartanburg Medical Center	4,845
SC	Summerville	Summerville Medical Center	10,000
SC	Sumter	Tuomey Healthcare System	10,000
SC	Union	Union Medical Center	10,000
SC	Varnville	Hampton Regional Medical Center	5,818
SC	Walterboro	Colleton Medical Center	10,000
SC	West Columbia	Lexington Medical Center	4,519
SC	Winnsboro	Fairfield Memorial Hospital	10,000

Note: The Herfindahl–Hirschman Index (HHI) is calculated using bed counts for hospitals in the market. The market around each hospital is defined as all hospitals located within a 30-minutes driving time. Hospital bed data are obtained from a range of sources including AHA Annual Survey and Medicare cost reports. We average the hospital-year level HHI across all years from 2007 to 2014 to create a time-invariant HHI.

# Hospital Market Concentration: South Dakota



111

Note: The Herfindahl-Hirschman Index (HHI) is calculated using bed counts for hospitals in the market. The market around each hospital is defined as all hospitals located within a 30-minute driving time. Hospital bed data are obtained from a range of sources including AHA Annual Survey and Medicare cost reports. We average the hospital-year level HHI across all years from 2007 to 2014 to create a time-invariant HHI. The map presents county-level HHI values, defined as the average (weighted by beds) of the time-invariant HHIs of the hospitals located in each county.

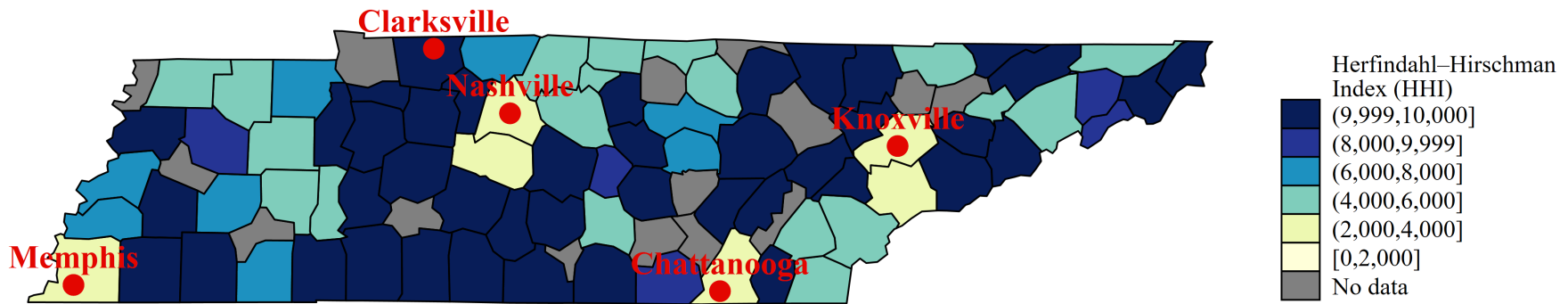


## Time-Invariant Hospital HHI: South Dakota

State	City	Hospital Name	Herfindahl–Hirschman Index (HHI)
SD	Aberdeen	Avera St Luke'S	9,399
SD	Aberdeen	Sanford Aberdeen Medical Center	8,397
SD	Armour	Douglas County Memorial Hospital	8,460
SD	Bowdle	Bowdle Hospital	8,277
SD	Britton	Marshall County Healthcare Center	10,000
SD	Brookings	Brookings Health System	7,838
SD	Burke	Community Memorial Hospital	7,009
SD	Canton	Canton-Inwood Memorial Hospital	7,197
SD	Chamberlain	Sanford Chamberlain Medical Center	10,000
SD	Clear Lake	Sanford Clear Lake Medical Center	10,000
SD	Custer	Custer Regional Hospital	10,000
SD	De Smet	Avera De Smet Memorial Hospital	10,000
SD	Deadwood	Lead-Deadwood Regional Hospital	10,000
SD	Dell Rapids	Avera Dells Area Health Center	10,000
SD	Eureka	Eureka Community Health Services Avera	10,000
SD	Faulkton	Faulkton Area Medical Center	10,000
SD	Flandreau	Avera Flandreau Hospital	5,844
SD	Freeman	Freeman Regional Health Services	10,000
SD	Gettysburg	Avera Gettysburg Hospital	8,466
SD	Gregory	Avera Gregory Healthcare Center	7,009
SD	Hot Springs	Fall River Hospital	10,000
SD	Hoven	Holy Infant Hospital	3,731
SD	Huron	Huron Regional Medical Center	10,000
SD	Madison	Madison Community Hospital	10,000
SD	Milbank	Avera Milbank Area Hospital	6,508
SD	Miller	Avera Hand County Memorial Hospital	10,000
SD	Mitchell	Avera Queen of Peace	10,000
SD	Mobridge	Mobridge Regional Hospital	10,000
SD	Parkston	Avera St Benedict Health Center	8,213
SD	Philip	Hans P. Peterson Memorial Hospital	10,000
SD	Pierre	Avera St Mary's Hospital	10,000
SD	Platte	Platte Health Center Avera	10,000
SD	Rapid City	Rapid City Regional Hospital	10,000
SD	Redfield	Community Memorial Hospital	10,000
SD	Scotland	Landmann-Jungman Memorial Hospital	10,000
SD	Sioux Falls	Avera Mckennan Hospital	5,048
SD	Sioux Falls	Sanford University of South Dakota Medical Center	5,048
SD	Sisseton	Coteau Des Prairies Hospital	10,000
SD	Spearfish	Spearfish Regional Hospital	10,000
SD	Sturgis	Sturgis Regional Hospital	10,000
SD	Tyndall	St Michael's Hospital	10,000
SD	Vermillion	Sanford Vermillion Medical Center	10,000
SD	Viborg	Pioneer Memorial Hospital	10,000
SD	Wagner	Wagner Community Memorial Hospital	5,421
SD	Watertown	Prairie Lakes Healthcare Syst	10,000
SD	Webster	Sanford Medical Center Webster	10,000
SD	Wessington Springs	Avera Weskota Memorial Hospital	10,000
SD	Winner	Winner Regional Healthcare Center	10,000
SD	Yankton	Avera Sacred Heart Hospital	10,000

Note: The Herfindahl–Hirschman Index (HHI) is calculated using bed counts for hospitals in the market. The market around each hospital is defined as all hospitals located within a 30-minutes driving time. Hospital bed data are obtained from a range of sources including AHA Annual Survey and Medicare cost reports. We average the hospital-year level HHI across all years from 2007 to 2014 to create a time-invariant HHI.

# Hospital Market Concentration: Tennessee



113

Note: The Herfindahl-Hirschman Index (HHI) is calculated using bed counts for hospitals in the market. The market around each hospital is defined as all hospitals located within a 30-minutes driving time. Hospital bed data are obtained from a range of sources including AHA Annual Survey and Medicare cost reports. We average the hospital-year level HHI across all years from 2007 to 2014 to create a time-invariant HHI. The map presents county-level HHI values, defined as the average (weighted by beds) of the time-invariant HHIs of the hospitals located in each county.

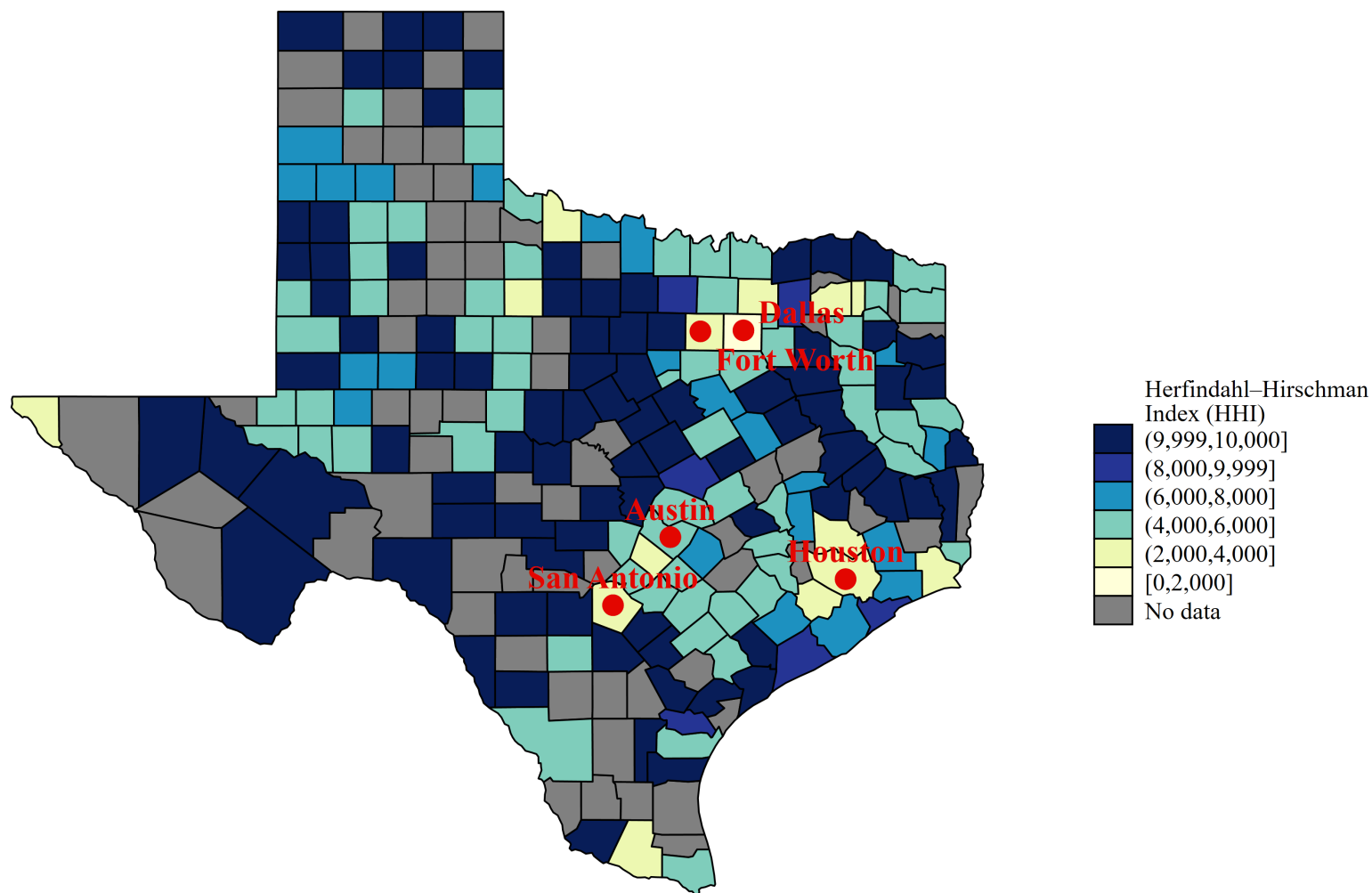
## Time-Invariant Hospital HHI: Tennessee

State	City	Hospital Name	Herfindahl–Hirschman Index (HHI)
TN	Ashland City	Centennial Medical Center	10,000
TN	Athens	Athens Regional Medical Center	4,479
TN	Bartlett	Saint Francis Hospital-Bartlett	3,105
TN	Bolivar	Bolivar General Hospital	10,000
TN	Bristol	Wellmont Bristol Regional Medical Center	4,873
TN	Brownsville	Haywood Park Community Hospital	10,000
TN	Camden	Camden General Hospital	10,000
TN	Carthage	Riverview Regional Medical Center	10,000
TN	Carthage	Riverview Regional Medical Center South	10,000
TN	Celina	Cumberland River Hospital	5,798
TN	Centerville	Hickman Community Hospital	10,000
TN	Chattanooga	CHI Memorial	2,717
TN	Chattanooga	Erlanger Medical Center	2,717
TN	Chattanooga	Parkridge Medical Center	2,717
TN	Clarksville	Gateway Medical Center	10,000
TN	Cleveland	Bradley Memorial Hospital	10,000
TN	Cleveland	Cleveland Community Hospital	10,000
TN	Collierville	Baptist Memorial Hospital	5,014
TN	Columbia	Maury Regional Hospital	10,000
TN	Cookeville	Cookeville Regional Medical Center	7,370
TN	Copperhill	Copper Basin Medical Center	5,598
TN	Covington	Baptist Memorial Hospital-Tipton	7,156
TN	Crossville	Cumberland Medical Center	10,000
TN	Dayton	Rhea Medical Center	10,000
TN	Dickson	Horizon Medical Center	10,000
TN	Dyersburg	Dyersburg Regional Medical Center	10,000
TN	Elizabethton	Sycamore Shoals Hospital	10,000
TN	Erin	Houston County Community Hospital	10,000
TN	Erwin	Unicoi County Memorial Hospital	8,132
TN	Etowah	Starr Regional Medical Center-Etowah	6,555
TN	Fayetteville	Lincoln County Health System	10,000
TN	Franklin	Williamson Medical Center	2,708
TN	Gallatin	Sumner Regional Medical Center	5,710
TN	Greeneville	Laughlin Memorial Hospital	5,909
TN	Greeneville	Takoma Regional Hospital	5,909
TN	Harriman	Roane Medical Center	10,000
TN	Hartsville	Trousdale Medical Center	4,546
TN	Hendersonville	Hendersonville Medical Center	4,205
TN	Hermitage	Summit Medical Center	3,596
TN	Humboldt	Humboldt General Hospital	7,488
TN	Huntingdon	Baptist Memorial Hospital-Huntingdon	5,119
TN	Jackson	Jackson-Madison County General Hospital	7,303
TN	Jackson	Regional Hospital of Jackson	7,379
TN	Jamestown	Jamestown Regional Medical Center	10,000
TN	Jasper	Grandview Medical Center	8,316
TN	Jefferson City	St Mary's Jefferson Memorial Hospital	10,000
TN	Jellico	Jellico Community Hospital	10,000
TN	Johnson City	Franklin Woods Community Hospital	9,258
TN	Johnson City	Johnson City Medical Center	10,000
TN	Kingsport	Indian Path Medical Center	6,298
TN	Kingsport	Wellmont Holston Valley Medical Center	5,240
TN	Knoxville	Baptist Hospital of East Tennessee	2,798
TN	Knoxville	Fort Sanders Regional Medical Center	3,576
TN	Knoxville	Mercy Medical Center St Mary'S	3,576
TN	Knoxville	Parkwest Medical Center	3,921
TN	Knoxville	The University of Tennessee Medical Center	2,764
TN	La Follette	Lafollette Medical Center	10,000
TN	Lafayette	Macon County General Hospital	5,000
TN	Lawrenceburg	Crockett Hospital	10,000
TN	Lebanon	University Medical Center	5,084
TN	Lenoir City	Fort Loudoun Medical Center	10,000
TN	Lewisburg	Marshall Medical Center	10,000
TN	Lexington	Henderson County Community Hospital	5,016
TN	Linden	Perry Community Hospital	10,000
TN	Livingston	Livingston Regional Hospital	5,798
TN	Madison	Skyline Madison Campus	4,925
TN	Manchester	Medical Center of Manchester	5,832
TN	Manchester	United Regional Medical Center	5,832

TN	Martin	Tennova Healthcare Volunteer Community Hospital	5,228
TN	Maryville	Blount Memorial Hospital	3,383
TN	Mckenzie	Mckenzie Regional Hospital	6,409
TN	Mcmenville	River Park Hospital	10,000
TN	Memphis	Baptist Memorial Hospital	3,008
TN	Memphis	Methodist Healthcare Memphis Hospitals	2,814
TN	Memphis	Regional Medical Center at Memphis	2,814
TN	Memphis	Saint Francis Hospital	3,008
TN	Milan	Milan General Hospital	10,000
TN	Morristown	Lakeway Regional Hospital	5,065
TN	Morristown	Morristown-Hamblen Healthcare System	5,065
TN	Mountain City	Johnson County Community Hospital	10,000
TN	Murfreesboro	Middle Tennessee Medical Center	10,000
TN	Nashville	Baptist Hospital	3,144
TN	Nashville	Centennial Medical Center	3,144
TN	Nashville	Nashville General Hospital	3,144
TN	Nashville	Saint Thomas Hospital	3,144
TN	Nashville	Skyline Medical Center	3,322
TN	Nashville	Southern Hills Medical Center	2,885
TN	Nashville	Vanderbilt Hospital And Clinics	3,144
TN	Newport	Baptist Hospital of Cocke County	10,000
TN	Oak Ridge	Methodist Medical Center of Oak Ridge	10,000
TN	Oneida	St Mary's Medical Center	10,000
TN	Paris	Henry County Medical Center	7,987
TN	Parsons	Decatur County General Hospital	5,016
TN	Pikeville	Erlanger Bledsoe Hospital	10,000
TN	Pulaski	Hillside Hospital	10,000
TN	Ripley	Baptist Memorial Hospital-Lauderdale	7,156
TN	Rogersville	Wellmont Hawkins County Memorial Hospital	10,000
TN	Savannah	Hardin Medical Center	10,000
TN	Selmer	Mcnairy Regional Hospital	6,783
TN	Sevierville	Fort Sanders-Sevier Medical Center	10,000
TN	Shelbyville	Heritage Medical Center	10,000
TN	Smithville	Dekalb Community Hospital	10,000
TN	Sneedville	Wellmont Hancock County Hospital	10,000
TN	Somerville	Methodist Healthcare	10,000
TN	Sparta	Highlands Medical Center	7,370
TN	Springfield	Northcrest Medical Center	6,676
TN	Sweetwater	Sweetwater Hospital	5,260
TN	Tazewell	Claiborne County Hospital	5,266
TN	Trenton	Gibson General Hospital	10,000
TN	Union City	Baptist Memorial Hospital-Union City	5,228
TN	Waverly	Three Rivers Hospital	10,000
TN	Waynesboro	Wayne Medical Center	10,000
TN	Winchester	Southern Tennessee Medical Center	10,000
TN	Woodbury	Saint Thomas Stones River Hospital	8,521

Note: The Herfindahl–Hirschman Index (HHI) is calculated using bed counts for hospitals in the market. The market around each hospital is defined as all hospitals located within a 30-minutes driving time. Hospital bed data are obtained from a range of sources including AHA Annual Survey and Medicare cost reports. We average the hospital-year level HHI across all years from 2007 to 2014 to create a time-invariant HHI.

# Hospital Market Concentration: Texas



116

Note: The Herfindahl-Hirschman Index (HHI) is calculated using bed counts for hospitals in the market. The market around each hospital is defined as all hospitals located within a 30-minute driving time. Hospital bed data are obtained from a range of sources including AHA Annual Survey and Medicare cost reports. We average the hospital-year level HHI across all years from 2007 to 2014 to create a time-invariant HHI. The map presents county-level HHI values, defined as the average (weighted by beds) of the time-invariant HHIs of the hospitals located in each county.

## Time-Invariant Hospital HHI: Texas

State	City	Hospital Name	Herfindahl–Hirschman Index (HHI)
TX	Abilene	Abilene Regional Medical Center	5,422
TX	Abilene	Hendrick Health System	5,422
TX	Alice	Christus Spohn Hospital Alice	10,000
TX	Alice	Christus Spohn Hospital Alice	10,000
TX	Allen	Texas Health Presbyterian Hospital	2,790
TX	Alpine	Big Bend Regional Medical Center	10,000
TX	Amarillo	Baptist St Anthony Health Syst	5,026
TX	Amarillo	Bsa-Panhandle Surgical Hospital	5,026
TX	Amarillo	Northwest Texas Healthcare System	5,026
TX	Anahuac	Bayside Community Hospital	10,000
TX	Andrews	Permian Regional Medical Center	10,000
TX	Angleton	Angleton Danbury Medical Center	5,742
TX	Anson	Anson General Hospital	6,989
TX	Aransas Pass	Care Regional Medical Center	9,091
TX	Arlington	Medical Center Arlington	2,205
TX	Arlington	Texas Health Arlington Memorial Hospital	2,105
TX	Arlington	Usmd Hospital at Arlington	2,048
TX	Aspermont	Stonewall Memorial Hospital	5,703
TX	Athens	East Texas Medical Center Athens	10,000
TX	Atlanta	Atlanta Memorial Hospital	5,905
TX	Aubrey	Baylor Emergency Medical Center at Aubrey	3,989
TX	Austin	Heart Hospital of Austin	4,475
TX	Austin	Seton Medical Center	4,475
TX	Austin	Seton Northwest Hospital	4,490
TX	Austin	Seton Southwest Healthcare Center	4,835
TX	Austin	St David's Medical Center	4,475
TX	Austin	St David's North Austin Center	4,490
TX	Austin	St David's South Austin Hospital	4,880
TX	Austin	Univ Medical Center at Brackenridge	4,390
TX	Azle	Texas Health Harris Methodist	10,000
TX	Ballinger	Ballinger Memorial Hospital	5,091
TX	Bastrop	Lakeside Hospital at Bastrop	5,703
TX	Bay City	Matagorda County Hospital Dist	8,031
TX	Baytown	Houston Methodist San Jacinto Hospital	4,893
TX	Baytown	San Jacinto Methodist Hospital	5,424
TX	Beaumont	Baptist Hospitals of Southeast Texas	3,980
TX	Beaumont	Christus Hospital-St Elizabeth	3,911
TX	Bedford	Texas Health Harris Methodist	1,567
TX	Beeville	Christus Spohn Hospital	10,000
TX	Bellville	Bellville General Hospital	5,902
TX	Big Lake	Reagan Memorial Hospital	10,000
TX	Big Spring	Scenic Mountain Medical Center	6,865
TX	Bonham	Red River Regional Hospital	10,000
TX	Borger	Golden Plains Community Hospital	10,000
TX	Bowie	Bowie Memorial Hospital	5,329
TX	Brady	Heart of Texas Memorial Hospital	10,000
TX	Breckenridge	Stephens Memorial Hospital	10,000
TX	Brenham	Scott And White Hospital - Brenham	5,902
TX	Bridgeport	Doctors' Hospital	8,318
TX	Brownfield	Brownfield Regional Medical Center	10,000
TX	Brownsville	Brownsville Doctors Hospital	5,108
TX	Brownsville	Valley Baptist Medical Center	3,493
TX	Brownsville	Valley Regional Medical Center	5,158
TX	Brownwood	Brownwood Regional Medical Center	10,000
TX	Bryan	St Joseph Regional Health Center	5,215
TX	Burleson	Huguley Memorial Medical Center	2,280
TX	Burnet	Seton Highland Lakes	10,000
TX	Caldwell	Burleson St Joseph Health Center	10,000
TX	Cameron	Central Texas Hospital	5,282
TX	Canadian	Hemphill County Hospital	10,000
TX	Carrizo Springs	Dimmit County Memorial Hospital	10,000
TX	Carrollton	Baylor Medical Center at Carrollton	3,420
TX	Carthage	East Texas Medical Center Carthage	10,000
TX	Cedar Park	Cedar Park Regional Medical Center	4,385
TX	Cedar Park	Scott And White Emergency Hospital- Cedar Park	4,322
TX	Center	Shelby Regional Medical Center	5,910
TX	Childress	Childress Regional Medical Center	6,037
TX	Chillicothe	Chillicothe Hospital District	3,755

TX	Clarksville	East Texas Medical Center	10,000
TX	Cleburne	Texas Health Harris Methodist	5,876
TX	Cleveland	Cleveland Regional Medical Center	5,513
TX	Cleveland	Doctors Diagnostic Hospital	5,513
TX	Clifton	Goodall-Witcher Healthcare	10,000
TX	Coleman	Coleman County Medical Center	10,000
TX	College Station	College Station Medical Center	5,312
TX	College Station	Scott And White Hospital - College Station	3,829
TX	Colorado City	Mitchell County Hospital	10,000
TX	Columbus	Columbus Community Hospital	4,592
TX	Comanche	Comanche County Medical Center	10,000
TX	Commerce	Hunt Regional Community Hospital	7,120
TX	Conroe	Conroe Regional Medical Center	2,961
TX	Corpus Christi	Christus Spohn Hospital	5,119
TX	Corpus Christi	Christus Spohn Hospital Shoreline	5,119
TX	Corpus Christi	Christus Spohn Hospital South	5,421
TX	Corpus Christi	Corpus Christi Medical Center	5,421
TX	Corpus Christi	Corpus Christi Medical Center	5,421
TX	Corsicana	Navarro Regional Hospital	10,000
TX	Crane	Crane Memorial Hospital	5,604
TX	Crockett	East Texas Medical Center Crockett	10,000
TX	Crosbyton	Crosbyton Clinic Hospital	10,000
TX	Cuero	Cuero Community Hospital	5,305
TX	Cypress	North Cypress Medical Center	3,458
TX	Dalhart	Coon Memorial Hospital	10,000
TX	Dallas	Baylor Univ Medical Center	1,507
TX	Dallas	Dallas Medical Center	1,770
TX	Dallas	Doctors Hospital at White Rock	1,855
TX	Dallas	Medical City Dallas Hospital	1,670
TX	Dallas	Methodist Charlton Medical Center	1,968
TX	Dallas	Methodist Dallas Medical Center	1,541
TX	Dallas	Parkland Health And Hospital	1,695
TX	Dallas	Renaissance Hospital of Dallas	1,758
TX	Dallas	St Paul University Hospital	1,747
TX	Dallas	Texas Health Presbyterian Hospital	1,695
TX	Dallas	Ut Southwestern Medical Center	1,666
TX	Dallas	Walnut Hill Medical Center	1,800
TX	De Leon	De Leon Hospital	10,000
TX	Decatur	Wise Regional Health System	8,528
TX	Del Rio	Val Verde Regional Medical Center	10,000
TX	Denison	Texoma Medical Center	4,547
TX	Denton	Denton Regional Medical Center	5,126
TX	Denton	Presbyterian Hospital of Denton	5,252
TX	Denver City	Yoakum County Hospital	5,020
TX	Dilley	Community General Hospital	5,329
TX	Dimmitt	Plains Memorial Hospital	6,962
TX	Dumas	Moore County Hospital District	10,000
TX	Eagle Lake	Rice Medical Center	5,746
TX	Eagle Pass	Fort Duncan Regional Medical Center	10,000
TX	Eastland	Eastland Memorial Hospital	10,000
TX	Eden	Concho County Hospital	10,000
TX	Edinburg	Doctor's Hospital at Renaissance	2,445
TX	Edinburg	Edinburg Regional Medical Center	2,445
TX	Edna	Jackson County Hospital Dist	10,000
TX	El Campo	El Campo Memorial Hospital	6,475
TX	El Paso	Del Sol Medical Center	3,870
TX	El Paso	Las Palmas Del Sol Healthcare	3,870
TX	El Paso	Providence Memorial Hospital	3,870
TX	El Paso	R E. Thomason General Hospital	3,870
TX	El Paso	Sierra Medical Center	3,870
TX	El Paso	Sierra Providence East Medical Center	3,892
TX	Eldorado	Schleicher County Medical Center	10,000
TX	Electra	Electra Memorial Hospital	10,000
TX	Ennis	Ennis Regional Medical Center	5,021
TX	Fairfield	East Texas Medical Center	10,000
TX	Floresville	Connally Medical Center	10,000
TX	Flower Mound	Texas Health Presbyterian Hospital Flower Mound	4,413
TX	Fort Stockton	Pecos County Memorial Hospital	10,000
TX	Fort Worth	Baylor All Saints Medical Center	2,684
TX	Fort Worth	Baylor Medical Center	2,395
TX	Fort Worth	Jps Health Network	2,497
TX	Fort Worth	Plaza Medical Center	2,497
TX	Fort Worth	Texas Health Harris Methodist	2,480
TX	Fort Worth	Texas Health Harris Methodist	2,395

TX	Fort Worth	Texas Health Harris Methodist Hospital Alliance	3,818
TX	Fredericksburg	Hill Country Memorial Hospital	10,000
TX	Friona	Parmer County Community Hospital	7,297
TX	Frisco	Centennial Medical Center	2,554
TX	Gainesville	North Texas Medical Center	4,130
TX	Galveston	Univ of Texas Medical Branch Hospitals	10,000
TX	Garland	Baylor Medical Center at Garland	2,333
TX	Garland	Vista Hospital of Dallas	2,390
TX	Gatesville	Coryell Memorial Hospital	10,000
TX	Georgetown	St David's Georgetown Hospital	5,083
TX	Gilmer	East Texas Medical Center-Gilmer	10,000
TX	Glen Rose	Glen Rose Medical Center	4,016
TX	Gonzales	Memorial Hospital	5,101
TX	Graham	Graham Regional Medical Center	10,000
TX	Granbury	Lake Granbury Medical Center	6,625
TX	Grand Prairie	Texas General Hospital	2,077
TX	Grand Saline	Cozby-Germany Hospital	10,000
TX	Grapevine	Baylor Regional Medical Center at Grapevine	2,031
TX	Greenville	Hunt Memorial Hospital Dist	10,000
TX	Groesbeck	Limestone Medical Center	6,314
TX	Groves	Renaissance Hospital	3,849
TX	Hallettsville	Lavaca Medical Center	5,000
TX	Hamilton	Hamilton General Hospital	10,000
TX	Hamlin	Hamlin Memorial Hospital	2,482
TX	Harker Heights	Seton Medical Center Harker Heights	5,290
TX	Harlingen	Harlingen Medical Center	3,215
TX	Harlingen	Valley Baptist Medical Center	4,240
TX	Haskell	Haskell Memorial Hospital	3,775
TX	Hemphill	Sabine County Hospital	10,000
TX	Henderson	East Texas Medical Center	10,000
TX	Henrietta	Clay County Memorial Hospital	6,947
TX	Hereford	Hereford Regional Medical Center	6,024
TX	Hillsboro	Hill Regional Hospital	6,159
TX	Hondo	Medina Community Hospital	10,000
TX	Houston	Baylor St Luke's Medical Center	1,866
TX	Houston	Cypress Fairbanks Medical Center	2,371
TX	Houston	Doctors Hospital Parkway	1,481
TX	Houston	Doctors Hospital-Tidwell	1,529
TX	Houston	East Houston Regional Medical Center	1,743
TX	Houston	Harris County Hospital Dist	1,997
TX	Houston	Houston Methodist Hospital	1,790
TX	Houston	Houston Methodist West Hospital	4,369
TX	Houston	Houston Methodist Willowbrook Hospital	1,989
TX	Houston	Houston Northwest Medical Center	1,975
TX	Houston	Mem Hermann - Texas Medical Center	1,916
TX	Houston	Mem Hermann Memorial City Hospital	1,863
TX	Houston	Mem Hermann Southwest Hospital	2,010
TX	Houston	Memorial Hermann Northwest Hospital	1,817
TX	Houston	Memorial Hermann Southeast	2,725
TX	Houston	Methodist Diagnostic Hospital	1,973
TX	Houston	Park Plaza Hospital	1,890
TX	Houston	Renaissance Hospital - Houston	1,614
TX	Houston	River Oaks Hospital	1,654
TX	Houston	Spring Branch Medical Center	2,341
TX	Houston	St Joseph Medical Center	1,986
TX	Houston	St Luke's Hospital - The Vintage Hospital	2,408
TX	Houston	University General Hospital	1,955
TX	Houston	West Houston Medical Center	2,340
TX	Humble	Memorial Hermann Northeast	1,845
TX	Huntsville	Huntsville Memorial Hospital	10,000
TX	Iraan	Iraan General Hospital	10,000
TX	Irving	Baylor Medical Center at Irving	1,768
TX	Irving	Las Colinas Medical Center	1,841
TX	Jacksboro	Faith Community Hospital	10,000
TX	Jacksonville	East Texas Medical Center Jacksonville	5,592
TX	Jacksonville	Mother Frances Hospital	5,592
TX	Jasper	Christus Jasper Memorial Hospital	10,000
TX	Jourdanton	South Texas Regional Medical Center	10,000
TX	Junction	Kimble Hospital	10,000
TX	Katy	Memorial Hermann Katy Hospital	5,404
TX	Kaufman	Texas Health Presbyterian Hospital	7,011
TX	Kenedy	Otto Kaiser Memorial Hospital	10,000
TX	Kermit	Winkler County Memorial Hospital	5,120
TX	Kerrville	Peterson Regional Medical Center	10,000



TX	Killeen	Metroplex Adventist Hospital	8,519
TX	Kingsville	Christus Spohn Hospital Kleberg	10,000
TX	Kingwood	Kingwood Medical Center	2,176
TX	Knox City	Knox County Hospital	5,512
TX	Kyle	Seton Medical Center Hays	3,798
TX	Lake Jackson	Brazosport Regional Health System	5,742
TX	Lakeway	Lakeway Regional Medical Center	6,247
TX	Lamesa	Medical Arts Hospital	10,000
TX	Lampasas	Rollins-Brook Community Hospital	10,000
TX	Lancaster	Crescent Medical Center Lancaster	2,778
TX	Laredo	Doctors Hospital of Laredo	5,378
TX	Laredo	Laredo Medical Center	5,378
TX	Laredo	Providence Hospital	5,258
TX	Levelland	Covenant Hospital-Levelland	10,000
TX	Lewisville	Medical Center of Lewisville	2,402
TX	Liberty	Liberty Dayton Regional Medical Center	10,000
TX	Linden	Good Shepard Medical Center-Linden	5,320
TX	Littlefield	Lamb Healthcare Center	10,000
TX	Livingston	CHI St Luke's Health Memorial Livingston	10,000
TX	Llano	Llano Memorial Healthcare Syst	10,000
TX	Lockney	W. J. Mangold Memorial Hospital	5,736
TX	Longview	Good Shepherd Medical Center	6,038
TX	Longview	Longview Regional Medical Center	6,038
TX	Lubbock	Covenant Medical Center	5,485
TX	Lubbock	Covenant Medical Center	5,485
TX	Lubbock	Grace Medical Center	5,485
TX	Lubbock	University Medical Center	5,485
TX	Lufkin	CHI St Luke's Health Memorial Lufkin	5,328
TX	Lufkin	Woodland Heights Medical Center	5,328
TX	Luling	Seton Edgar B. Davis Hospital	4,683
TX	Madisonville	Madison St Joseph Health Center	6,690
TX	Mansfield	Methodist Mansfield Medical Center	2,260
TX	Marlin	Falls Community Hospital And Clinic	10,000
TX	Marshall	Good Shepherd Medical Center-Marshall	10,000
TX	Mcallen	Mcallen Medical Center	2,445
TX	Mcallen	Rio Grande Regional Hospital	2,445
TX	Mccamey	Mccamey County Hospital Dist	4,574
TX	Mckinney	Baylor Medical Center at Mckinney	2,820
TX	Mckinney	Medical Center of Mckinney	3,578
TX	Mesquite	Mesquite Community Hospital	2,046
TX	Mexia	Parkview Regional Hospital	6,314
TX	Midland	Midland Memorial Hospital	3,404
TX	Midland	Midland Memorial Hospital	8,817
TX	Mineral Wells	Palo Pinto General Hospital	10,000
TX	Mission	Mission Regional Medical Center	2,904
TX	Monahans	Ward Memorial Hospital	5,120
TX	Morton	Cochran Memorial Hospital	10,000
TX	Mount Pleasant	Titus Regional Medical Center	5,423
TX	Mount Vernon	East Texas Medical Center	2,968
TX	Muenster	Muenster Memorial Hospital	6,293
TX	Muleshoe	Muleshoe Area Medical Center	10,000
TX	Nacogdoches	Nacogdoches Medical Center	5,041
TX	Nacogdoches	Nacogdoches Memorial Hospital	5,041
TX	Nassau Bay	Christus St John Hospital	4,827
TX	Navasota	Grimes St Joseph Health Center	7,448
TX	Nederland	Mid-Jefferson Hospital	3,980
TX	New Braunfels	Christus Santa Rosa Hospital	4,910
TX	New Braunfels	Resolute Health	2,110
TX	Nocona	Nocona General Hospital	3,792
TX	North Richland Hills	North Hills Hospital	2,347
TX	Odessa	Alliance Hospital	3,459
TX	Odessa	Medical Center Health System	4,323
TX	Odessa	Odessa Regional Medical Center	3,958
TX	Olney	Hamilton Hospital	10,000
TX	Orange	Baptist Orange Hospital	5,608
TX	Palacios	Palacios Community Medical Center	10,000
TX	Palestine	Palestine Regional Medical Center-East	10,000
TX	Pampa	Pampa Regional Medical Center	10,000
TX	Paris	Christus St Joseph Hospital North	10,000
TX	Paris	Christus St Joseph's Hlth Sys	10,000
TX	Pasadena	Bayshore Medical Center	3,345
TX	Pasadena	Patients Medical Center	2,064
TX	Pasadena	Surgery Spec Hospital of America	3,345
TX	Pearsall	Frio Regional Hospital	5,329

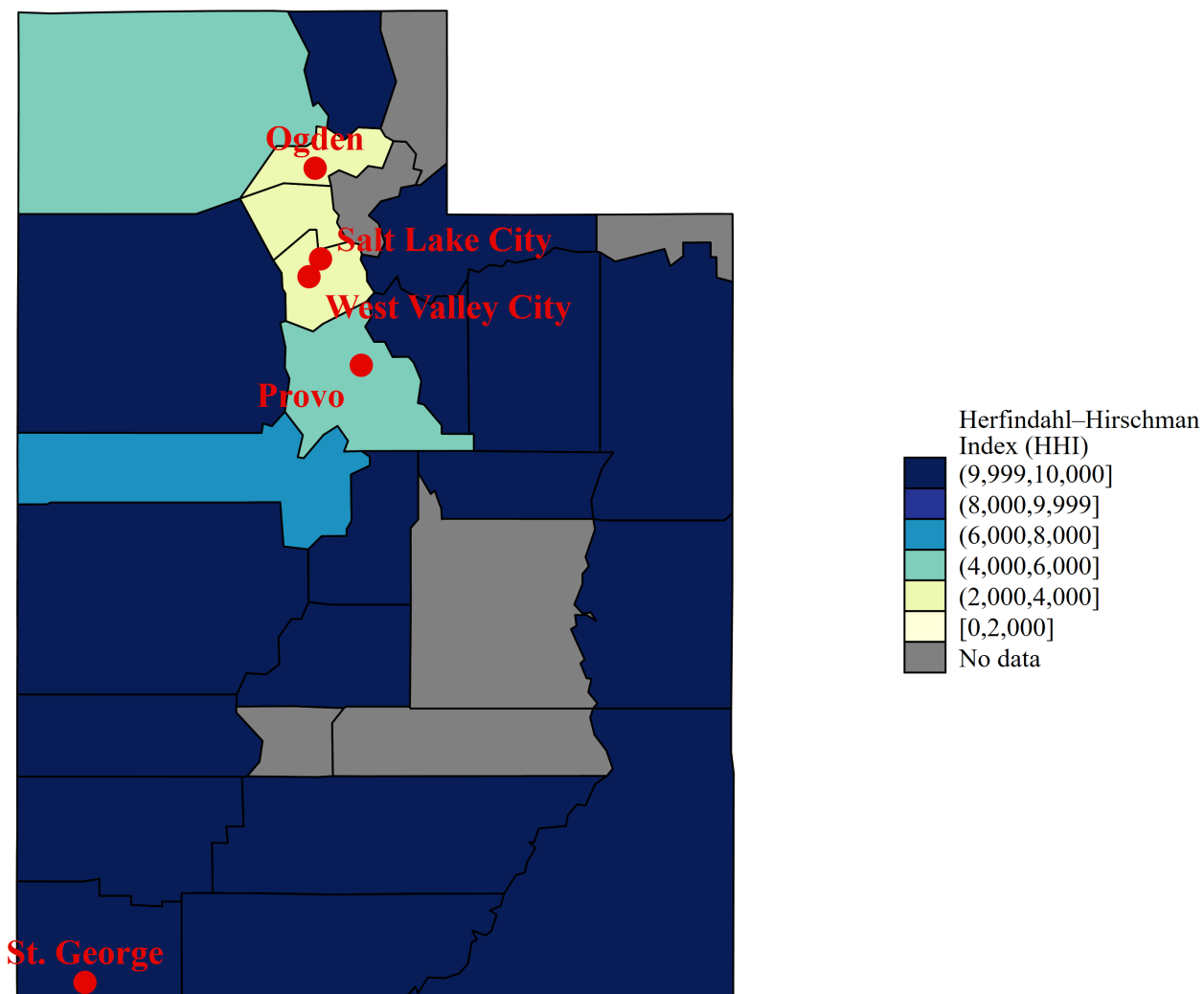
TX	Pecos	Reeves County Hospital	10,000
TX	Perryton	Ochiltree General Hospital	10,000
TX	Pittsburg	East Texas Medical Center Pittsburg	4,789
TX	Plainview	Covenant Hospital Plainview	4,098
TX	Plano	Baylor Regional Medical Center	1,974
TX	Plano	Medical Center of Plano	2,831
TX	Plano	Texas Health Presbyterian Hospital	2,317
TX	Port Arthur	Christus Hospital-St Mary	3,980
TX	Port Arthur	Park Place Medical Center	3,911
TX	Port Lavaca	Memorial Medical Center	10,000
TX	Quanah	Hardeman County Memorial Hospital	5,101
TX	Quitman	East Texas Medical Center	5,062
TX	Rankin	Rankin County Hospital District	7,435
TX	Refugio	Refugio County Memorial Hospital	10,000
TX	Richardson	Methodist Richardson Medical Center	2,017
TX	Richmond	Oakbend Medical Center	3,207
TX	Rio Grande City	Starr County Memorial Hospital	10,000
TX	Rockdale	Little River Healthcare	5,282
TX	Rockwall	Presbyterian Hospital of Rockwall	5,262
TX	Rotan	Fisher County Hospital District	5,786
TX	Round Rock	Scott And White Hospital	4,007
TX	Round Rock	Seton Medical Center Williamson	4,007
TX	Round Rock	St David's Round Rock Medical Center	4,330
TX	Rowlett	Lake Pointe Medical Center	3,030
TX	San Angelo	San Angelo Community Medical Center	5,606
TX	San Angelo	Shannon Medical Center	5,606
TX	San Antonio	Baptist Emergency Hospital	2,452
TX	San Antonio	Baptist Medical Center	2,455
TX	San Antonio	Christus Santa Rosa Health Care	2,455
TX	San Antonio	Methodist Hospital	2,455
TX	San Antonio	Methodist Specialty Hospital	2,434
TX	San Antonio	Methodist Stone Oak Hospital	2,704
TX	San Antonio	Metropolitan Methodist Hospital	2,455
TX	San Antonio	Nix Health Care System	2,455
TX	San Antonio	North Central Baptist Hospital	2,722
TX	San Antonio	Northeast Baptist Hospital	2,455
TX	San Antonio	Northeast Methodist Hospital	2,412
TX	San Antonio	Southeast Baptist Hospital	2,639
TX	San Antonio	Southwest General Hospital	2,362
TX	San Antonio	St Luke's Baptist Hospital	2,434
TX	San Antonio	University Health System	2,434
TX	San Augustine	CHI St Luke's Health Memorial San Augustine	7,444
TX	San Marcos	Central Texas Medical Center	4,041
TX	Seguin	Guadalupe Regional Medical Center	4,204
TX	Seminole	Memorial Hospital	5,020
TX	Seymour	Seymour Hospital	10,000
TX	Shamrock	Shamrock General Hospital	3,365
TX	Sherman	Heritage Park Surgical Hospital	4,827
TX	Sherman	Texas Health Presbyterian Hospital-Wnj	4,918
TX	Smithville	Seton Smithville Regional Hospital	8,389
TX	Snyder	Cogdell Memorial Hospital	10,000
TX	Sonora	Lillian M. Hudspeth Memorial Hospital	10,000
TX	Southlake	Forest Park Medical Center-Southlake	2,235
TX	Spearman	Hansford Hospital	10,000
TX	Stamford	Stamford Memorial Hospital	2,625
TX	Stanton	Martin County Hospital District	6,437
TX	Stephenville	Texas Health Harris Methodist	10,000
TX	Sugar Land	Emerus	2,176
TX	Sugar Land	Houston Methodist Sugar Land Hospital	1,999
TX	Sugar Land	Mem Hermann Sugar Land Hospital	4,383
TX	Sugar Land	St Luke's Sugar Land Hospital	2,623
TX	Sulphur Springs	Hopkins County Memorial Hospital	3,822
TX	Sunnyvale	Texas Regional Medical Center	2,332
TX	Sweeny	Sweeny Community Hospital	10,000
TX	Sweetwater	Rolling Plains Memorial Hospital	10,000
TX	Tahoka	Lynn County Hospital District	5,079
TX	Taylor	Johns Community Hospital	3,733
TX	Temple	King's Daughters Hospital	8,856
TX	Temple	Scott And White Memorial Hospital	8,542
TX	Terrell	Renaissance Hospital Terrell	3,850
TX	Texarkana	Christus St Michael Health System	5,527
TX	Texarkana	Wadley Regional Medical Center	5,527
TX	Texas City	Mainland Medical Center	4,234
TX	The Woodlands	Mem Hermann The Woodlands	2,301

TX	The Woodlands	St Luke's Community Medical Center	2,961
TX	Throckmorton	Throckmorton County Memorial Hospital	10,000
TX	Tomball	Tomball Regional Hospital	3,286
TX	Trinity	East Texas Medical Center Trinity	10,000
TX	Tulia	Swisher Memorial Hospital Dist	6,092
TX	Tyler	East Texas Medical Center Tyler	4,021
TX	Tyler	Mother Frances Hospital - Tyler	4,021
TX	Tyler	Univ of Texas Health Sci Center	4,021
TX	Uvalde	Uvalde County Hospital Authority	10,000
TX	Van Horn	Culberson Hospital	10,000
TX	Vernon	Wilbarger General Hospital	3,687
TX	Victoria	Citizens Medical Center	5,088
TX	Victoria	Detar Healthcare System	5,088
TX	Victoria	Detar Hospital North	5,088
TX	Waco	Baylor Scott And White Hillcrest Medical Center	5,764
TX	Waco	Providence Health Center	5,764
TX	Waxahachie	Baylor Medical Center at Waxahachie	6,119
TX	Weatherford	Weatherford Regional Medical Center	10,000
TX	Webster	Bay Area Regional Medical Center	3,479
TX	Webster	Clear Lake Regional Medical Center	3,734
TX	Weimar	Colorado-Fayette Medical Center	5,457
TX	Wellington	Collingsworth General Hospital	4,413
TX	Weslaco	Knapp Medical Center	2,754
TX	Wharton	Gulf Coast Medical Center	6,475
TX	Wheeler	Parkview Hospital	5,054
TX	Whitney	Lake Whitney Medical Center	6,159
TX	Wichita Falls	Kell West Regional Hospital	6,947
TX	Wichita Falls	United Regional Health Care System	6,947
TX	Winnie	Winnie Community Hospital	5,392
TX	Winnsboro	Mother Frances Hospital - Winnsboro	5,471
TX	Winters	North Runnels Hospital	5,091
TX	Woodville	Tyler County Hospital	10,000
TX	Yoakum	Yoakum Community Hospital	3,557

---

Note: The Herfindahl–Hirschman Index (HHI) is calculated using bed counts for hospitals in the market. The market around each hospital is defined as all hospitals located within a 30-minutes driving time. Hospital bed data are obtained from a range of sources including AHA Annual Survey and Medicare cost reports. We average the hospital-year level HHI across all years from 2007 to 2014 to create a time-invariant HHI.

# Hospital Market Concentration: Utah



123

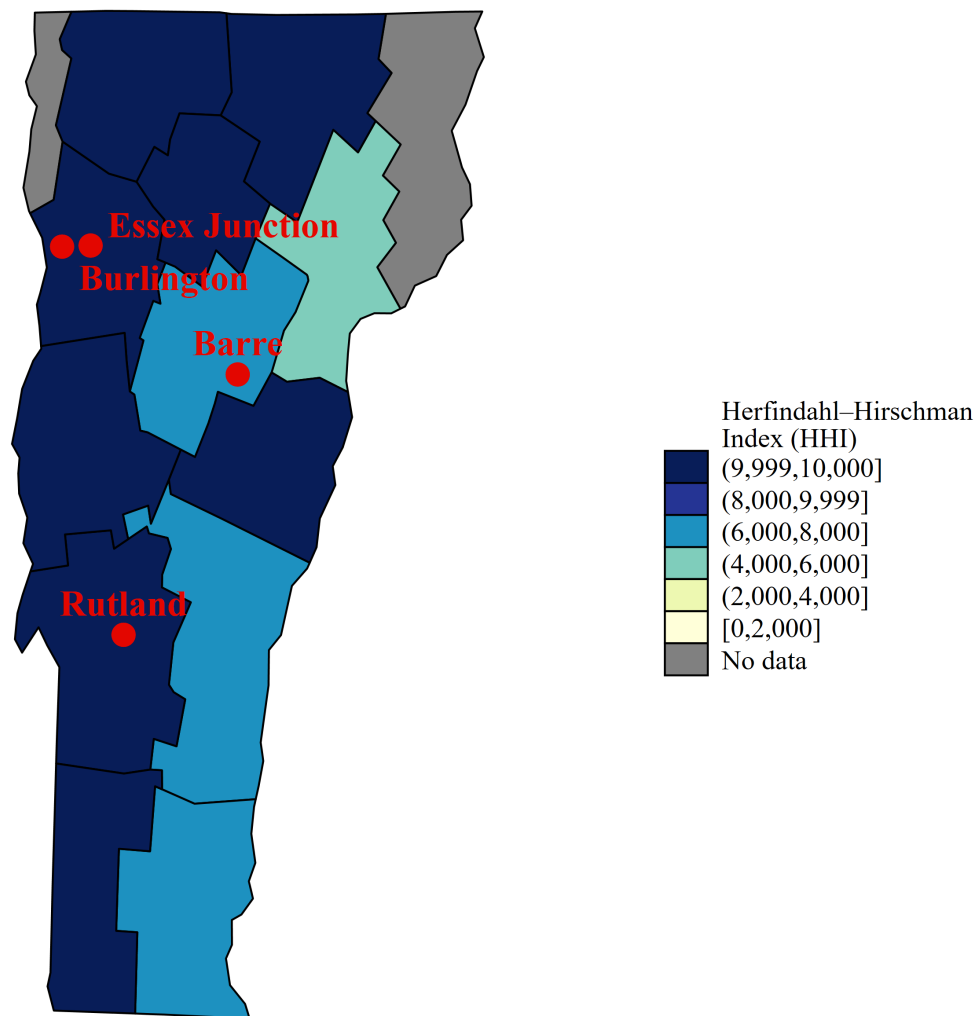
Note: The Herfindahl-Hirschman Index (HHI) is calculated using bed counts for hospitals in the market. The market around each hospital is defined as all hospitals located within a 30-minute driving time. Hospital bed data are obtained from a range of sources including AHA Annual Survey and Medicare cost reports. We average the hospital-year level HHI across all years from 2007 to 2014 to create a time-invariant HHI. The map presents county-level HHI values, defined as the average (weighted by beds) of the time-invariant HHIs of the hospitals located in each county.

## Time-Invariant Hospital HHI: Utah

State	City	Hospital Name	Herfindahl–Hirschman Index (HHI)
UT	American Fork	American Fork Hospital	7,161
UT	Beaver	Beaver Valley Hospital	10,000
UT	Blanding	Blue Mountain Hospital	10,000
UT	Bountiful	Lakeview Hospital	3,532
UT	Brigham City	Brigham City Community Hospital	5,756
UT	Cedar City	Valley View Medical Center	10,000
UT	Delta	Delta Community Medical Center	10,000
UT	Draper	Lone Peak Hospital	3,826
UT	Fillmore	Fillmore Community Medical Center	10,000
UT	Gunnison	Gunnison Valley Hospital	10,000
UT	Heber City	Heber Valley Medical Center	10,000
UT	Kanab	Kane County Hospital	10,000
UT	Layton	Davis Hospital And Medical Center	3,489
UT	Logan	Logan Regional Hospital	10,000
UT	Milford	Milford Valley Memorial Hospital	10,000
UT	Moab	Allen Memorial Hospital	10,000
UT	Monticello	San Juan Hospital	10,000
UT	Mount Pleasant	Sanpete Valley Hospital	10,000
UT	Murray	Intermountain Medical Center	2,758
UT	Nephi	Central Valley Medical Center	7,013
UT	Ogden	Mckay-Dee Hospital Center	3,616
UT	Ogden	Ogden Regional Medical Center	3,524
UT	Orem	Orem Community Hospital	5,649
UT	Orem	Timpanogos Regional Hospital	5,822
UT	Panguitch	Garfield Memorial Hospital And Clinics	10,000
UT	Park City	Park City Medical Center	10,000
UT	Payson	Mountain View Hospital	4,978
UT	Price	Castleview Hospital	10,000
UT	Provo	Utah Valley Regional Medical Center	5,699
UT	Richfield	Sevier Valley Medical Center	10,000
UT	Riverton	Riverton Hospital	4,757
UT	Roosevelt	Uintah Basin Medical Center	10,000
UT	Saint George	Dixie Regional Medical Center	10,000
UT	Salt Lake City	Lds Hospital	2,808
UT	Salt Lake City	Salt Lake Regional Medical Center	2,808
UT	Salt Lake City	St Mark's Hospital	2,707
UT	Salt Lake City	University of Utah Health Care	3,147
UT	Sandy	Alta View Hospital	3,800
UT	Tooele	Mountain West Medical Center	10,000
UT	Tremonton	Bear River Valley Hospital	5,756
UT	Vernal	Ashley Regional Medical Center	10,000
UT	West Jordan	Jordan Valley Medical Center	3,800
UT	West Valley City	Jordan Valley Medical Center West Valley Campus	3,774

Note: The Herfindahl–Hirschman Index (HHI) is calculated using bed counts for hospitals in the market. The market around each hospital is defined as all hospitals located within a 30-minutes driving time. Hospital bed data are obtained from a range of sources including AHA Annual Survey and Medicare cost reports. We average the hospital-year level HHI across all years from 2007 to 2014 to create a time-invariant HHI.

## Hospital Market Concentration: Vermont



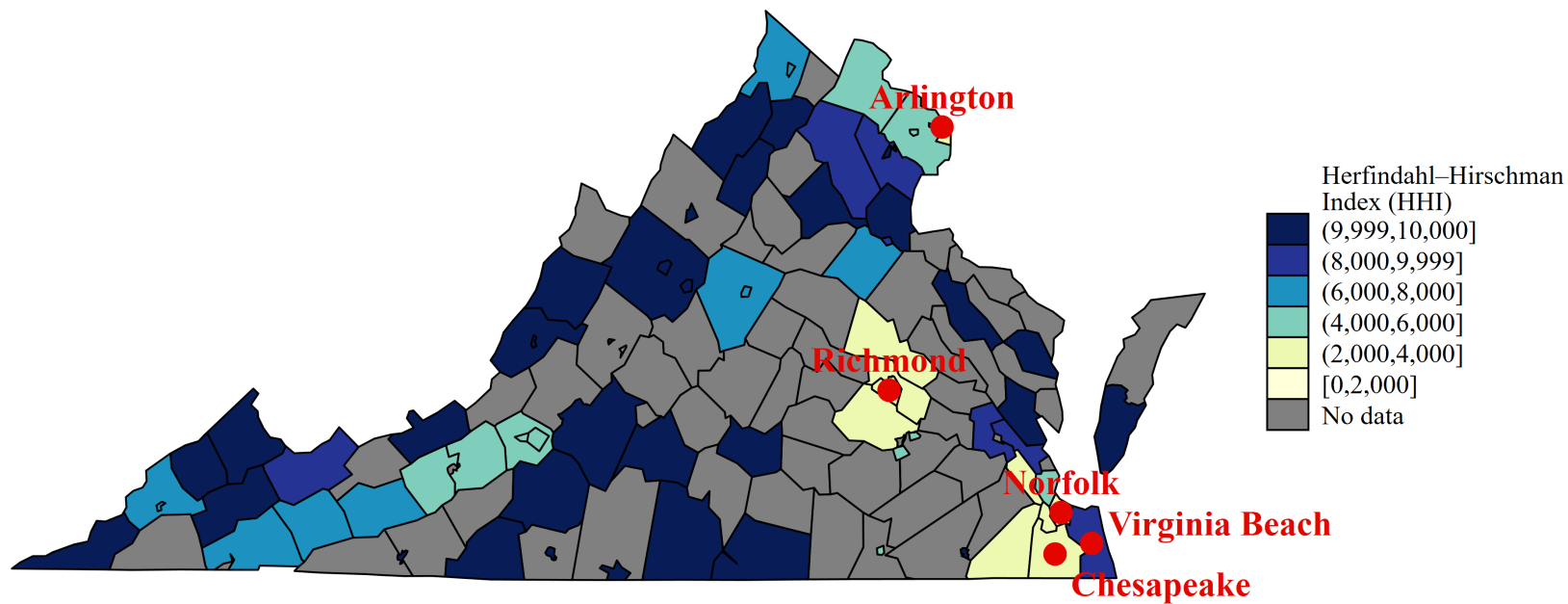
Note: The Herfindahl-Hirschman Index (HHI) is calculated using bed counts for hospitals in the market. The market around each hospital is defined as all hospitals located within a 30-minute driving time. Hospital bed data are obtained from a range of sources including AHA Annual Survey and Medicare cost reports. We average the hospital-year level HHI across all years from 2007 to 2014 to create a time-invariant HHI. The map presents county-level HHI values, defined as the average (weighted by beds) of the time-invariant HHIs of the hospitals located in each county.

## Time-Invariant Hospital HHI: Vermont

State	City	Hospital Name	Herfindahl–Hirschman Index (HHI)
VT	Bennington	Southwestern Vermont Medical Center	10,000
VT	Berlin	Central Vermont Medical Center	6,401
VT	Brattleboro	Brattleboro Memorial Hospital	5,768
VT	Burlington	Fletcher Allen Health Care	10,000
VT	Middlebury	Porter Medical Center	10,000
VT	Morrisville	Copley Hospital	10,000
VT	Newport	North Country Hospital And Health Center	10,000
VT	Randolph	Gifford Medical Center	10,000
VT	Rutland	Rutland Regional Medical Center	10,000
VT	Saint Albans	Northwestern Medical Center	10,000
VT	Saint Johnsbury	Northeastern Vermont Regional Hospital	5,000
VT	Springfield	Springfield Hospital	10,000
VT	Townshend	Grace Cottage Hospital	10,000
VT	Windsor	Mt Ascutney Hospital And Health Center	3,792

Note: The Herfindahl–Hirschman Index (HHI) is calculated using bed counts for hospitals in the market. The market around each hospital is defined as all hospitals located within a 30-minutes driving time. Hospital bed data are obtained from a range of sources including AHA Annual Survey and Medicare cost reports. We average the hospital-year level HHI across all years from 2007 to 2014 to create a time-invariant HHI.

# Hospital Market Concentration: Virginia



127

Note: The Herfindahl-Hirschman Index (HHI) is calculated using bed counts for hospitals in the market. The market around each hospital is defined as all hospitals located within a 30-minute driving time. Hospital bed data are obtained from a range of sources including AHA Annual Survey and Medicare cost reports. We average the hospital-year level HHI across all years from 2007 to 2014 to create a time-invariant HHI. The map presents county-level HHI values, defined as the average (weighted by beds) of the time-invariant HHIs of the hospitals located in each county.



## Time-Invariant Hospital HHI: Virginia

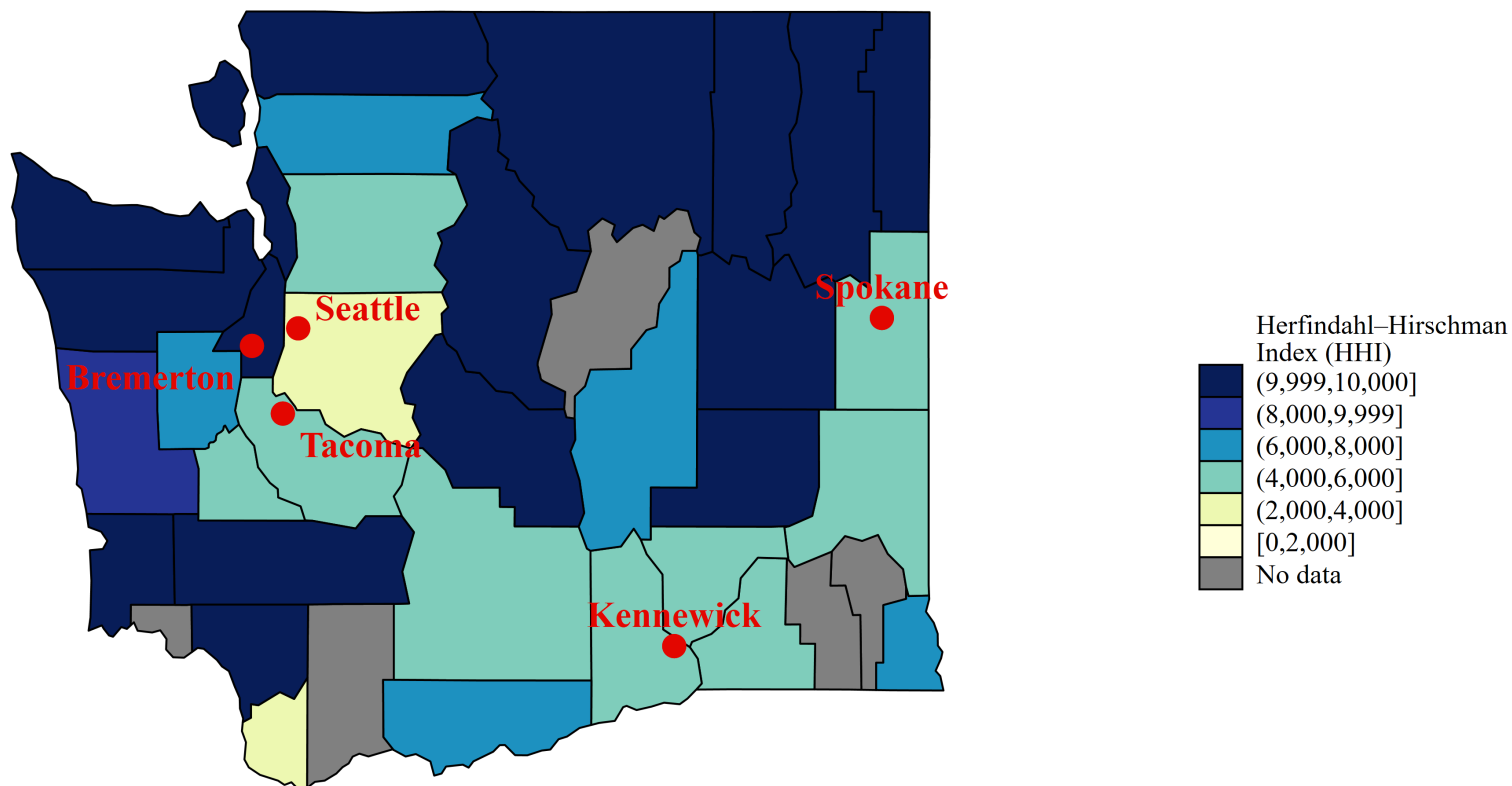
State	City	Hospital Name	Herfindahl–Hirschman Index (HHI)
VA	Abingdon	Johnston Memorial Hospital	6,236
VA	Alexandria	Inova Alexandria Hospital	2,444
VA	Alexandria	Inova Mount Vernon Hospital	5,324
VA	Arlington	Virginia Hospital Center	3,026
VA	Bedford	Bedford Memorial Hospital	10,000
VA	Big Stone Gap	Wellmont Lonesome Pine Hospital	6,507
VA	Blacksburg	Lewisgale Hospital Montgomery	5,167
VA	Charlottesville	Martha Jefferson Hospital	6,788
VA	Charlottesville	University of Virginia Medical Center	6,788
VA	Chesapeake	Chesapeake General Hospital	3,945
VA	Christiansburg	Carilion New River Valley Medical Center	5,056
VA	Clintwood	Dickenson Community Hospital	10,000
VA	Culpeper	Culpeper Regional Hospital	10,000
VA	Danville	Danville Regional Medical Center	10,000
VA	Emporia	Southern Virginia Regional Medical Center	5,390
VA	Fairfax	Inova Fair Oaks Hospital	6,132
VA	Falls Church	Inova Fairfax Hospital	5,126
VA	Farmville	Centra Southside Community Hospital	10,000
VA	Fishersville	Augusta Health	10,000
VA	Franklin	Southampton Memorial Hospital	10,000
VA	Fredericksburg	Mary Washington Hospital	8,319
VA	Fredericksburg	Spotsylvania Regional Medical Center	6,969
VA	Front Royal	Warren Memorial Hospital	10,000
VA	Galax	Twin County Regional Healthcare	10,000
VA	Gloucester	Riverside Walter Reed Hospital	10,000
VA	Grundy	Buchanan General Hospital	10,000
VA	Hampton	Sentara Careplex Hospital	4,053
VA	Harrisonburg	Rockingham Memorial Hospital	10,000
VA	Haymarket	Novant Health Haymarket Medical Center	5,431
VA	Hopewell	John Randolph Medical Center	4,841
VA	Hot Springs	Bath Community Hospital	10,000
VA	Kilmarnock	Rappahannock General Hospital	10,000
VA	Lebanon	Russell County Medical Center	10,000
VA	Leesburg	Inova Loudoun Hospital	5,112
VA	Lexington	Carilion Stonewall Jackson Hospital	10,000
VA	Low Moor	Alleghany Regional Hospital	10,000
VA	Luray	Page Memorial Hospital	10,000
VA	Lynchburg	Lynchburg General Hospital	10,000
VA	Lynchburg	Virginia Baptist Hospital	10,000
VA	Manassas	Novant Health Prince William Medical Center	10,000
VA	Marion	Smyth County Community Hospital	7,711
VA	Martinsville	Memorial Hospital	10,000
VA	Mechanicsville	Bon Secours Memorial Regional Medical Center	3,679
VA	Midlothian	Bon Secours St Francis Medical Center	3,635
VA	Nassawadox	Riverside Shore Memorial Hospital	10,000
VA	Newport News	Mary Immaculate Hospital	3,422
VA	Newport News	Riverside Regional Medical Center	3,418
VA	Norfolk	Bon Secours-Depaul Medical Center	3,690
VA	Norfolk	Sentara Leigh Hospital	4,055
VA	Norfolk	Sentara Norfolk General Hospital	3,721
VA	Norton	Mountain View Regional Medical Center	6,507
VA	Norton	Norton Community Hospital	6,507
VA	Pearisburg	Carilion Giles Community Hospital	10,000
VA	Pennington Gap	Lee Regional Medical Center	10,000
VA	Petersburg	Southside Regional Medical Center	5,878
VA	Portsmouth	Bon Secours Maryview Medical Center	3,859
VA	Pulaski	Lewisgale Hospital at Pulaski	5,889
VA	Reston	Reston Hospital Center	7,889
VA	Richlands	Clinch Valley Medical Center	10,000
VA	Richmond	Bon Secours St Mary's Hospital	3,596
VA	Richmond	Bon Secours-Richmond Community Hospital	3,679
VA	Richmond	Chippenham Hospital	3,596
VA	Richmond	Healthsouth Medical Center	3,679
VA	Richmond	Henrico Doctors' Hospital	3,596
VA	Richmond	Retreat Doctors' Hospital	3,596
VA	Richmond	Vcu Health System	3,596
VA	Roanoke	Carilion Medical Center	5,041
VA	Rocky Mount	Carilion Franklin Memorial Hospital	10,000

VA	Salem	Lewis-Gale Medical Center	5,041
VA	South Boston	Halifax Regional Health System	10,000
VA	South Hill	Community Memorial Healthcenter	10,000
VA	Stafford	Stafford Hospital	10,000
VA	Stuart	Pioneer Community Hospital	10,000
VA	Suffolk	Sentara Obici Hospital	3,873
VA	Tappahannock	Riverside Tappahannock Hospital	10,000
VA	Tazewell	Carilion Tazewell Community Hospital	9,402
VA	Virginia Beach	Sentara Bayside Hospital	4,819
VA	Virginia Beach	Sentara Virginia Beach General Hospital	10,000
VA	Warrenton	Fauquier Hospital	9,699
VA	Williamsburg	Riverside Doctors' Hospital	4,972
VA	Williamsburg	Sentara Williamsburg Regional Center	9,647
VA	Winchester	Winchester Medical Center	6,129
VA	Woodbridge	Potomac Hospital	10,000
VA	Woodstock	Shenandoah Memorial Hospital	10,000
VA	Wytheville	Wythe County Community Hospital	7,711

---

Note: The Herfindahl–Hirschman Index (HHI) is calculated using bed counts for hospitals in the market. The market around each hospital is defined as all hospitals located within a 30-minutes driving time. Hospital bed data are obtained from a range of sources including AHA Annual Survey and Medicare cost reports. We average the hospital-year level HHI across all years from 2007 to 2014 to create a time-invariant HHI.

# Hospital Market Concentration: Washington



130

Note: The Herfindahl-Hirschman Index (HHI) is calculated using bed counts for hospitals in the market. The market around each hospital is defined as all hospitals located within a 30-minute driving time. Hospital bed data are obtained from a range of sources including AHA Annual Survey and Medicare cost reports. We average the hospital-year level HHI across all years from 2007 to 2014 to create a time-invariant HHI. The map presents county-level HHI values, defined as the average (weighted by beds) of the time-invariant HHIs of the hospitals located in each county.

# Time-Invariant Hospital HHI: Washington

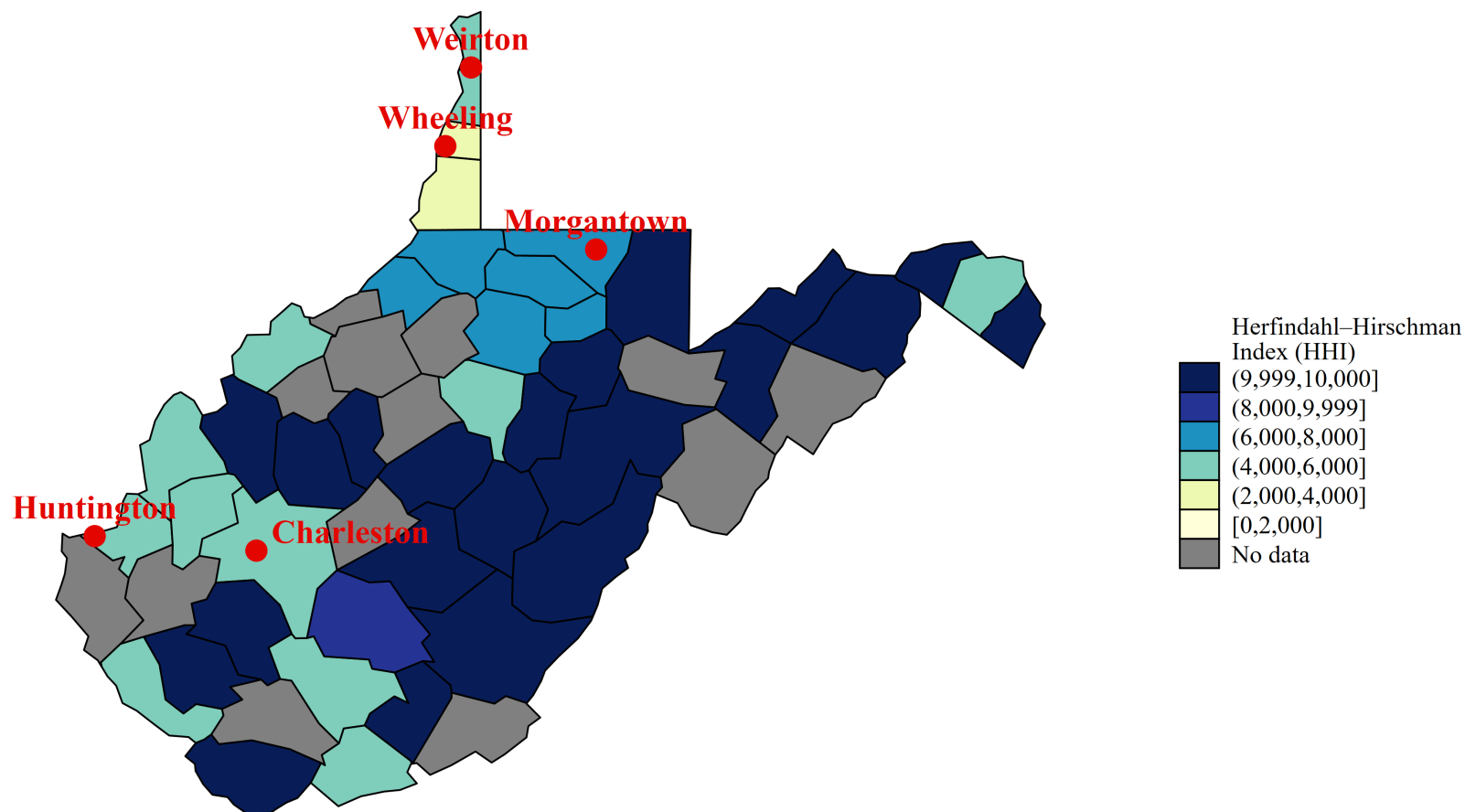
State	City	Hospital Name	Herfindahl–Hirschman Index (HHI)
WA	Aberdeen	Grays Harbor Community Hospital	10,000
WA	Anacortes	Island Hospital	10,000
WA	Arlington	Cascade Valley Hospital And Clinics	5,466
WA	Auburn	Auburn Regional Medical Center	3,192
WA	Bellevue	Overlake Hospital Medical Center	1,957
WA	Bellingham	Peacehealth St Joseph Hospital	10,000
WA	Bremerton	Harrison Medical Center	10,000
WA	Brewster	Okanogan Douglas Dist Hospital	10,000
WA	Burien	Highline Medical Center	2,022
WA	Centralia	Providence Centralia Hospital	10,000
WA	Chelan	Lake Chelan Community Hospital	10,000
WA	Chewelah	Providence St Joseph’s Hospital	10,000
WA	Clarkston	Tri-State Memorial Hospital	7,145
WA	Colfax	Whitman Hospital And Medical Center	5,000
WA	Colville	Mount Carmel Hospital	10,000
WA	Coupeville	Whidbey General Hospital	10,000
WA	Davenport	Lincoln Hospital	10,000
WA	Deer Park	Deer Park Hospital	10,000
WA	Edmonds	Stevens Healthcare	2,440
WA	Ellensburg	Kittitas Valley Community Hospital	10,000
WA	Elma	Summit Pacific Medical Center	9,273
WA	Enumclaw	Enumclaw Regional Hospital	10,000
WA	Ephrata	Columbia Basin Hospital	5,263
WA	Everett	Providence Everett Medical Center	5,409
WA	Federal Way	St Francis Hospital	3,217
WA	Forks	Forks Community Hospital	10,000
WA	Friday Harbor	Peacehealth Peace Island Medical Center	10,000
WA	Gig Harbor	St Anthony Hospital	5,101
WA	Goldendale	Klickitat Valley Health	10,000
WA	Grand Coulee	Coulee Community Hospital	10,000
WA	Ilwaco	Ocean Beach Hospital	10,000
WA	Issaquah	Swedish/Issaquah	2,668
WA	Kennewick	Kennewick General Hospital	4,608
WA	Kirkland	Evergreen Healthcare	2,461
WA	Lakewood	St Clare Hospital	3,302
WA	Longview	Peacehealth St John Medical Center	10,000
WA	Monroe	Evergreenhealth Monroe	4,486
WA	Morton	Morton General Hospital	10,000
WA	Moses Lake	Samaritan Healthcare	5,263
WA	Mount Vernon	Skagit Valley Hospital	4,929
WA	Newport	Newport Hospital And Health Services	10,000
WA	Odessa	Odessa Memorial Healthcare Center	10,000
WA	Olympia	Capital Medical Center	5,713
WA	Olympia	Providence St Peter Hospital	4,618
WA	Omak	Mid-Valley Hospital	10,000
WA	Othello	Othello Community Hospital	10,000
WA	Pasco	Lourdes Medical Center	4,608
WA	Port Angeles	Olympic Medical Center	10,000
WA	Port Townsend	Jefferson Healthcare	10,000
WA	Prosser	PMH Medical Center	5,185
WA	Pullman	Pullman Regional Hospital	3,333
WA	Puyallup	Good Samaritan Community Healthcare	3,723
WA	Redmond	Group Health Eastside Hospital	1,912
WA	Renton	UW Medicine/Valley Medical Center	1,585
WA	Republic	Ferry County Memorial Hospital	10,000
WA	Richland	Kadlec Medical Center	4,608
WA	Ritzville	East Adams Rural Hospital	10,000
WA	Seattle	Group Health Central Hospital	2,011
WA	Seattle	Harborview Medical Center	1,965
WA	Seattle	Northwest Hospital And Medical Center	2,194
WA	Seattle	Swedish Health Services	1,965
WA	Seattle	Swedish Medical Center	1,965
WA	Seattle	Univ of Washington Medical Center	1,965
WA	Seattle	Virginia Mason Medical Center	1,965
WA	Sedro-Woolley	Peacehealth United General Hospital	7,190
WA	Shelton	Mason General Hospital	6,939
WA	Snoqualmie	Snoqualmie Valley Hospital	7,656
WA	South Bend	Willapa Harbor Hospital	10,000

WA	Spokane	Deaconess Hospital	5,433
WA	Spokane	Holy Family Hospital	5,433
WA	Spokane	Providence Sacred Heart Medical Center	5,433
WA	Spokane Valley	Valley Hospital	4,077
WA	Sunnyside	Sunnyside Community Hospital	3,849
WA	Tacoma	Multicare Tacoma General Hospital	4,543
WA	Tacoma	St Joseph Medical Center	4,543
WA	Tonasket	North Valley Hospital	10,000
WA	Toppenish	Toppenish Community Hospital	5,650
WA	Vancouver	Legacy Salmon Creek Hospital	3,801
WA	Vancouver	Peacehealth Southwest Medical Center	2,051
WA	Walla Walla	Providence St Mary Medical Center	5,835
WA	Walla Walla	Walla Walla General Hospital	5,835
WA	Wenatchee	Central Washington Hospital	10,000
WA	White Salmon	Skyline Hospital	5,017
WA	Yakima	Yakima Regional Medical And Cardiac Center	5,016
WA	Yakima	Yakima Valley Memorial Hospital	5,016

---

Note: The Herfindahl–Hirschman Index (HHI) is calculated using bed counts for hospitals in the market. The market around each hospital is defined as all hospitals located within a 30-minutes driving time. Hospital bed data are obtained from a range of sources including AHA Annual Survey and Medicare cost reports. We average the hospital-year level HHI across all years from 2007 to 2014 to create a time-invariant HHI.

# Hospital Market Concentration: West Virginia



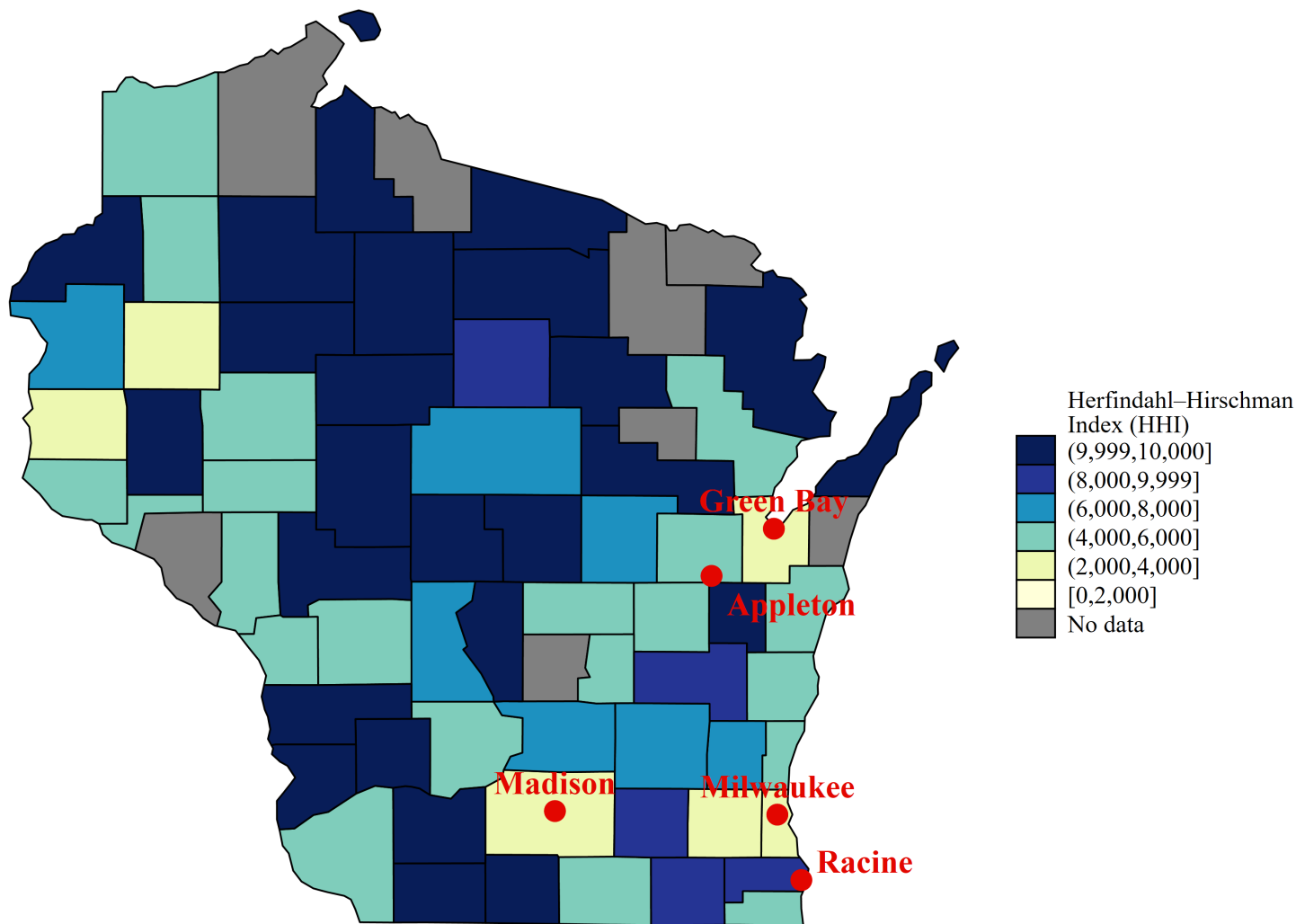
Note: The Herfindahl-Hirschman Index (HHI) is calculated using bed counts for hospitals in the market. The market around each hospital is defined as all hospitals located within a 30-minute driving time. Hospital bed data are obtained from a range of sources including AHA Annual Survey and Medicare cost reports. We average the hospital-year level HHI across all years from 2007 to 2014 to create a time-invariant HHI. The map presents county-level HHI values, defined as the average (weighted by beds) of the time-invariant HHIs of the hospitals located in each county.

## Time-Invariant Hospital HHI: West Virginia

State	City	Hospital Name	Herfindahl–Hirschman Index (HHI)
WV	Beckley	Beckley Appalachian Regional Hospital	4,572
WV	Beckley	Raleigh General Hospital	4,572
WV	Berkeley Springs	Morgan County War Memorial Hospital	10,000
WV	Bluefield	Bluefield Regional Medical Center	4,757
WV	Bluefield	St Luke’s Hospital	4,404
WV	Bridgeport	United Hospital Center	6,213
WV	Buckeye	Pocahontas Memorial Hospital	10,000
WV	Buckhannon	St Joseph’s Hospital of Buckhannon	10,000
WV	Charleston	Charleston Area Medical Center	5,915
WV	Charleston	Saint Francis Hospital	5,915
WV	Elkins	Davis Medical Center	10,000
WV	Fairmont	Fairmont General Hospital	7,222
WV	Gassaway	Braxton County Memorial Hospital	10,000
WV	Glen Dale	Reynolds Memorial Hospital	3,285
WV	Grafton	Grafton City Hospital	7,498
WV	Grantsville	Minnie Hamilton Healthcare Center	10,000
WV	Hinton	Summers County Appalachian Regional Hospital	10,000
WV	Huntington	Cabell Huntington Hospital	5,065
WV	Huntington	St Mary’s Medical Center	5,065
WV	Hurricane	Camc Teays Valley Hospital	5,915
WV	Keyser	Potomac Valley Hospital	10,000
WV	Kingwood	Preston Memorial Hospital	10,000
WV	Logan	Logan Regional Medical Center	10,000
WV	Madison	Boone Memorial Hospital	10,000
WV	Martinsburg	Berkeley Medical Center	5,208
WV	Montgomery	Montgomery General Hospital	10,000
WV	Morgantown	Monongalia General Hospital	6,185
WV	Morgantown	West Virginia Univ Hospitals	6,185
WV	New Martinsville	Wetzel County Hospital	6,704
WV	Oak Hill	Plateau Medical Center	4,572
WV	Parkersburg	Camden Clark Medical Center	4,433
WV	Parkersburg	St Joseph’s Hospital	4,433
WV	Petersburg	Grant Memorial Hospital	10,000
WV	Philippi	Broadus Hospital	10,000
WV	Point Pleasant	Pleasant Valley Hospital	5,014
WV	Princeton	Princeton Community Hospital	5,116
WV	Ranson	Jefferson Medical Center	10,000
WV	Richwood	Richwood Area Community Hospital	10,000
WV	Ripley	Jackson General Hospital	10,000
WV	Romney	Hampshire Memorial Hospital	10,000
WV	Ronceverte	Greenbrier Valley Medical Center	10,000
WV	Sistersville	Sistersville General Hospital	6,704
WV	South Charleston	Thomas Memorial Hospital	5,915
WV	Spencer	Roane General Hospital	10,000
WV	Summersville	Summersville Memorial Hospital	10,000
WV	Webster Springs	Webster County Memorial Hospital	10,000
WV	Weirton	Weirton Medical Center	5,232
WV	Welch	Welch Community Hospital	10,000
WV	Weston	Stonewall Jackson Memorial Hospital	5,016
WV	Wheeling	Ohio Valley Medical Center	3,285
WV	Wheeling	Wheeling Hospital	3,285
WV	Williamson	Williamson Memorial Hospital	5,325

Note: The Herfindahl–Hirschman Index (HHI) is calculated using bed counts for hospitals in the market. The market around each hospital is defined as all hospitals located within a 30-minutes driving time. Hospital bed data are obtained from a range of sources including AHA Annual Survey and Medicare cost reports. We average the hospital-year level HHI across all years from 2007 to 2014 to create a time-invariant HHI.

# Hospital Market Concentration: Wisconsin



135

Note: The Herfindahl-Hirschman Index (HHI) is calculated using bed counts for hospitals in the market. The market around each hospital is defined as all hospitals located within a 30-minute driving time. Hospital bed data are obtained from a range of sources including AHA Annual Survey and Medicare cost reports. We average the hospital-year level HHI across all years from 2007 to 2014 to create a time-invariant HHI. The map presents county-level HHI values, defined as the average (weighted by beds) of the time-invariant HHIs of the hospitals located in each county.



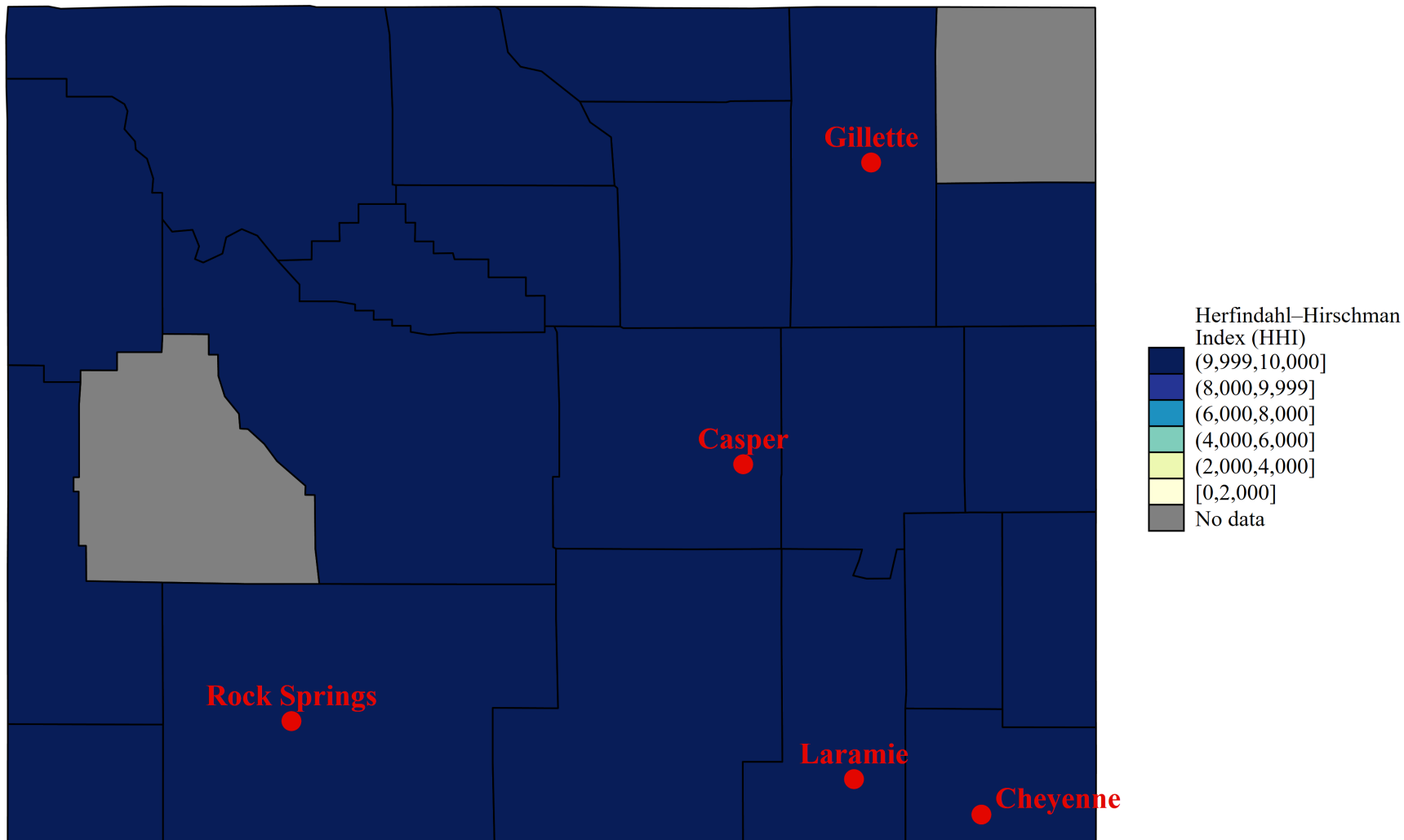
# Time-Invariant Hospital HHI: Wisconsin

State	City	Hospital Name	Herfindahl–Hirschman Index (HHI)
WI	Amery	Amery Hospital And Clinic	10,000
WI	Antigo	Langlade Hospital	10,000
WI	Appleton	Appleton Medical Center	5,200
WI	Appleton	St Elizabeth Hospital	4,269
WI	Arcadia	Franciscan Skemp Healthcare	5,641
WI	Ashland	Memorial Medical Center	10,000
WI	Baldwin	Baldwin Area Medical Center	2,995
WI	Baraboo	St Clare Hospital	4,482
WI	Barron	Luther Midelfort Northland	3,770
WI	Beaver Dam	Beaver Dam Community Hospitals	6,562
WI	Beloit	Beloit Health System	4,533
WI	Berlin	Berlin Memorial Hospital	4,477
WI	Black River Falls	Black River Memorial Hospital	10,000
WI	Bloomer	Luther Midelfort Chippewa Valley	5,604
WI	Boscobel	Boscobel Area Health Care	10,000
WI	Brookfield	Wheaton Franciscan Healthcare	2,625
WI	Burlington	Aurora Memorial Hospital	8,801
WI	Chilton	Calumet Medical Center	10,000
WI	Chippewa Falls	HSHS St Joseph's Hospital	5,117
WI	Columbus	Columbus Community Hospital	8,112
WI	Cumberland	Cumberland Memorial Hospital	3,016
WI	Darlington	Mem Hospital of Lafayette County	10,000
WI	Dodgeville	Upland Hills Health	10,000
WI	Durand	Chippewa Valley Hospital	5,665
WI	Eagle River	Eagle River Memorial Hospital	10,000
WI	Eau Claire	Luther Hospital	5,347
WI	Eau Claire	Sacred Heart Hospital	5,048
WI	Edgerton	Edgerton Hospital And Health Services	4,194
WI	Elkhorn	Aurora Lakeland Medical Center	8,801
WI	Fond Du Lac	Agnesian Healthcare	10,000
WI	Fort Atkinson	Fort Healthcare	8,477
WI	Franklin	Wheaton Franciscan Healthcare - Franklin	3,728
WI	Friendship	Moundview Memorial Hospital And Clinics	10,000
WI	Grafton	Aurora Medical Center Grafton	3,988
WI	Grantsburg	Burnett Medical Center	10,000
WI	Green Bay	Aurora Baycare Medical Center	3,697
WI	Green Bay	Bellin Memorial Hospital	3,697
WI	Green Bay	St Mary's Hospital Medical Center	3,697
WI	Green Bay	St Vincent Hospital	3,697
WI	Hartford	Aurora Medical Center	7,282
WI	Hayward	Hayward Area Memorial Hospital	10,000
WI	Hillsboro	Gundersen St Joseph's Hospital And Clinics	10,000
WI	Hudson	Hudson Hospital	3,129
WI	Janesville	Mercy Health System	4,079
WI	Janesville	St Mary's Janesville Hospital	3,342
WI	Kenosha	Aurora Medical Center	5,235
WI	Kenosha	United Health System	4,391
WI	La Crosse	Franciscan Skemp Healthcare	5,253
WI	La Crosse	Gundersen Health System	5,253
WI	Ladysmith	Rusk County Memorial Hospital And Nrsg Home	10,000
WI	Lake Geneva	Mercy Walworth Hospital And Medical Center	8,801
WI	Lancaster	Grant Regional Health Center	10,000
WI	Madison	Meriter Hospital	3,291
WI	Madison	St Mary's Hospital	3,291
WI	Madison	Univ of Wi Hospital And Clinics	3,463
WI	Manitowoc	Holy Family Memorial	5,004
WI	Marinette	Bay Area Medical Center	10,000
WI	Marshfield	Ministry Saint Joseph's Hospital	10,000
WI	Mauston	Mile Bluff Medical Center	7,517
WI	Medford	Aspirus Medford Hospital	10,000
WI	Menomonee Falls	Community Memorial Hospital	3,875
WI	Menomonie	Mayo Clinic Health System - Red Cedar In Menomonie	10,000
WI	Mequon	Columbia St Mary's Ozaukee Hospital	5,200
WI	Merrill	Good Samaritan Health Center	9,060
WI	Milwaukee	Aurora Sinai Medical Center	2,884
WI	Milwaukee	Aurora St Luke's Medical Center	2,988
WI	Milwaukee	Columbia St Mary's Columbia	2,865
WI	Milwaukee	Columbia St Mary's Milwaukee	2,861

WI	Milwaukee	Froedtert Memorial Lutheran Hospital	2,430
WI	Milwaukee	St Joseph's Hospital	2,854
WI	Milwaukee	St Joseph's Hospital Bluemound	2,430
WI	Milwaukee	Wheaton Franciscan Healthcare	2,988
WI	Monroe	Monroe Clinic	10,000
WI	Neenah	Theda Clark Medical Center	4,269
WI	Neillsville	Memorial Medical Center	10,000
WI	New London	New London Family Medical Center	10,000
WI	New Richmond	Westfields Hospital	4,172
WI	Oconomowoc	Oconomowoc Memorial Hospital	4,857
WI	Oconto	Bellin Health Oconto Hospital	5,953
WI	Oconto Falls	Community Memorial Hospital	5,953
WI	Osceola	Osceola Medical Center	3,446
WI	Oshkosh	Aurora Medical Center	4,634
WI	Oshkosh	Mercy Medical Center	3,723
WI	Osseo	Luther Midelfort Oakridge	4,226
WI	Park Falls	Flambeau Hospital	10,000
WI	Platteville	Southwest Health Center	3,200
WI	Pleasant Prairie	United Hospital System	3,866
WI	Portage	Divine Savior Healthcare	5,766
WI	Prairie Du Chien	Prairie du Chien Memorial Hospital	10,000
WI	Prairie Du Sac	Sauk Prairie Healthcare	5,586
WI	Racine	St Luke's Hospital	6,018
WI	Racine	Wheaton Franciscan Healthcare	10,000
WI	Reedsburg	Reedsburg Area Medical Center	7,517
WI	Rhineland	Ministry Saint Mary's Hospitals	10,000
WI	Rice Lake	Lakeview Medical Center	3,384
WI	Richland Center	Richland Hospital	10,000
WI	Ripon	Ripon Medical Center	4,992
WI	River Falls	River Falls Area Hospital	4,176
WI	Shawano	Shawano Medical Center	10,000
WI	Sheboygan	Aurora Sheboygan Memorial Medical Center	5,524
WI	Sheboygan	St Nicholas Hospital	5,524
WI	Shell Lake	Indianhead Medical Center	3,675
WI	Sparta	Franciscan Skemp Healthcare	5,289
WI	Spooner	Spooner Health System	5,449
WI	St Croix Falls	St Croix Regional Medical Center	5,071
WI	Stanley	Ministry Our Lady of Victory Hospital	10,000
WI	Stevens Point	Ministry Saint Michael's Hospital	10,000
WI	Stoughton	Stoughton Hospital Association	4,776
WI	Sturgeon Bay	Door County Memorial Hospital	10,000
WI	Summit	Aurora Medical Center Summit	3,072
WI	Superior	Essentia Health St Mary's Hospital of Superior	5,476
WI	Tomah	Tomah Memorial Hospital	5,289
WI	Tomahawk	Ministry Sacred Heart Hospital	10,000
WI	Two Rivers	Aurora Medical Center	5,004
WI	Viroqua	Vernon Memorial Healthcare	10,000
WI	Watertown	Watertown Memorial Hospital	4,115
WI	Waukesha	Waukesha Memorial Hospital	2,846
WI	Waupaca	Riverside Medical Center	5,625
WI	Waupun	Waupun Memorial Hospital	6,547
WI	Wausau	Aspirus Wausau Hospital	6,420
WI	West Allis	Aurora West Allis Medical Center	2,430
WI	West Bend	St Joseph's Community Hospital	6,793
WI	Weston	Ministry Saint Clare's Hospital	6,782
WI	Whitehall	Gundersen Tri-County Hospital And Clinics	5,301
WI	Wild Rose	Wild Rose Community Memorial Hospital	5,625
WI	Wisconsin Rapids	Aspirus Riverview Hospital And Clinics, Inc.	10,000
WI	Woodruff	Howard Young Medical Center	10,000

Note: The Herfindahl–Hirschman Index (HHI) is calculated using bed counts for hospitals in the market. The market around each hospital is defined as all hospitals located within a 30-minutes driving time. Hospital bed data are obtained from a range of sources including AHA Annual Survey and Medicare cost reports. We average the hospital-year level HHI across all years from 2007 to 2014 to create a time-invariant HHI.

# Hospital Market Concentration: Wyoming



138

Note: The Herfindahl-Hirschman Index (HHI) is calculated using bed counts for hospitals in the market. The market around each hospital is defined as all hospitals located within a 30-minute driving time. Hospital bed data are obtained from a range of sources including AHA Annual Survey and Medicare cost reports. We average the hospital-year level HHI across all years from 2007 to 2014 to create a time-invariant HHI. The map presents county-level HHI values, defined as the average (weighted by beds) of the time-invariant HHIs of the hospitals located in each county.

## Time-Invariant Hospital HHI: Wyoming

State	City	Hospital Name	Herfindahl–Hirschman Index (HHI)
WY	Afton	Star Valley Medical Center	10,000
WY	Basin	South Big Horn County Hospital	10,000
WY	Buffalo	Johnson County Healthcare Center	10,000
WY	Casper	Wyoming Medical Center	10,000
WY	Cheyenne	Cheyenne Regional Medical Center	10,000
WY	Cody	West Park Hospital	10,000
WY	Douglas	Memorial Hospital of Converse Cnty	10,000
WY	Evanston	Evanston Regional Hospital	10,000
WY	Gillette	Campbell County Memorial Hospital	10,000
WY	Jackson	St John's Medical Center And Living Center	10,000
WY	Kemmerer	South Lincoln Medical Center	10,000
WY	Lander	Lander Regional Hospital	10,000
WY	Laramie	Iverson Memorial Hospital	10,000
WY	Lovell	North Big Horn Hospital Dist	10,000
WY	Lusk	Niobrara Health And Life Center	10,000
WY	Newcastle	Weston County Health Services	10,000
WY	Powell	Powell Valley Healthcare	10,000
WY	Rawlins	Mem Hospital of Carbon County	10,000
WY	Riverton	Riverton Memorial Hospital	10,000
WY	Rock Springs	Memorial Hospital of Sweetwater County	10,000
WY	Sheridan	Sheridan Memorial Hospital	10,000
WY	Thermopolis	Hot Springs County Memorial Hospital	10,000
WY	Torrington	Community Hospital	10,000
WY	Wheatland	Platte County Memorial Hospital	10,000
WY	Worland	Washakie Medical Center	10,000

Note: The Herfindahl–Hirschman Index (HHI) is calculated using bed counts for hospitals in the market. The market around each hospital is defined as all hospitals located within a 30-minutes driving time. Hospital bed data are obtained from a range of sources including AHA Annual Survey and Medicare cost reports. We average the hospital-year level HHI across all years from 2007 to 2014 to create a time-invariant HHI.