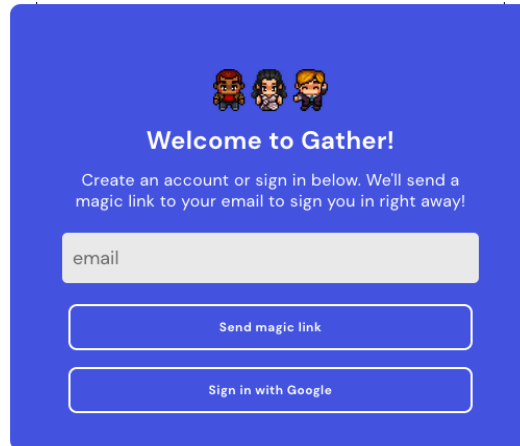


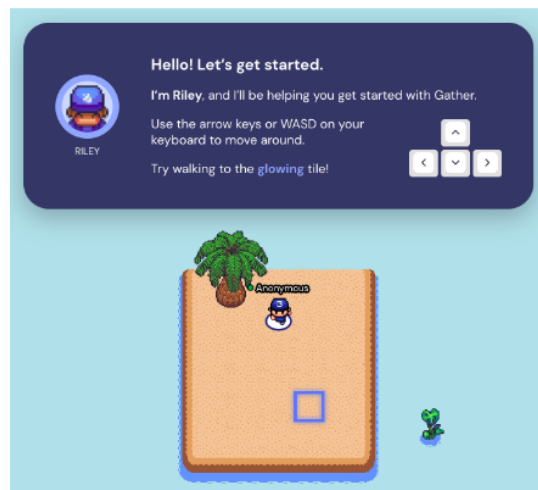
## Joining your Virtual Venue

The first time you access the event space, you will receive a Landing Page from your event organizer, which contains a link to “Join” the venue. Once there, enter your email address used to register and click “Send Magic Link”

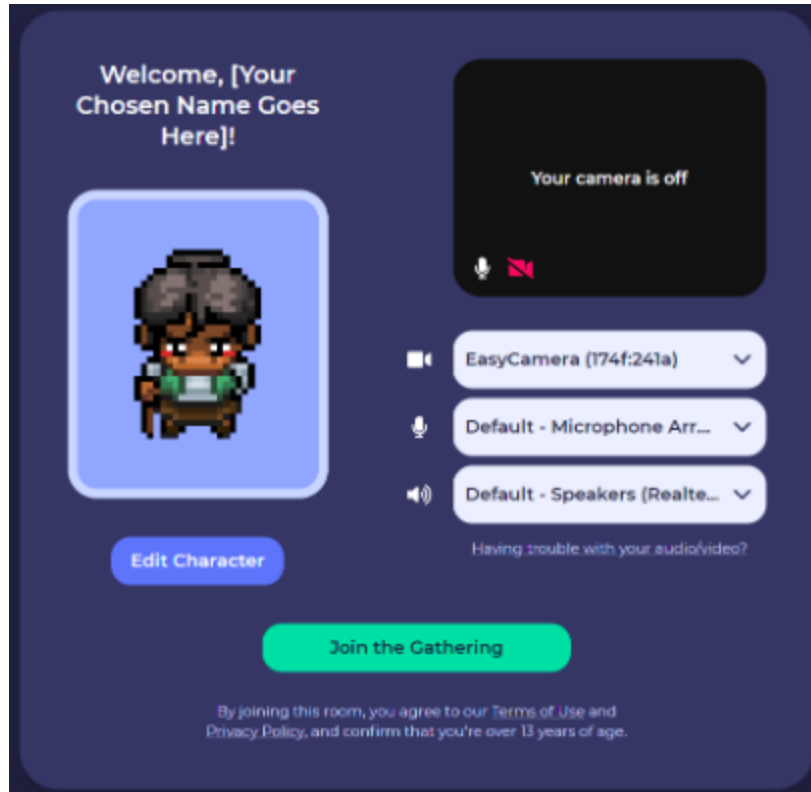


You will receive an email with instructions to validate your access. Once you click on the link, you will be asked to finish signing in via Browser or Desktop App. Select Browser, and you will then be able to close your tab and go back to your original Gather tab.

You will then have the opportunity to go through a tutorial on how to use Gather. You are able to skip the tutorial by selecting “Skip Tutorial” on the left hand side in the toolbar.



Be sure to allow access to your microphone and camera!



These steps will only need to be completed the first time you enter the space. Should you have to leave and come back, you will be able to enter instantly.