

COWLES FOUNDATION DISCUSSION PAPER NO. 60

Note: Cowles Foundation Discussion Papers are preliminary materials circulated privately to stimulate private discussion and critical comment. References in publications to Discussion Papers (other than mere acknowledgment by a writer that he has access to such unpublished material) should be cleared with the author to protect the tentative character of these papers.

A Theory of Life Insurance Company Portfolio Selection*

Leroy S. Wehrle

December 1, 1958

* The author gratefully acknowledges the criticisms and assistance of Professor Arthur Okun in the preparation of this paper.

A Theory of Life Insurance Company Portfolio Selection

Leroy S. Wehrle

Financial Institutions have recently enjoyed a higher rate of growth than has the economic theorizing concerning their investment behavior. The theory of individual portfolio choice, even if it is a complete theory, cannot be applied directly to financial institutions; although these institutions may attempt to invest in accordance with the preferences of their depositors, the nature of their liability contracts exerts an independent influence on their investment behavior. Thus, even though a savings bank depositor may desire to maximize his interest return, the bank will not accommodate his desire so long as it supplies the joint product, demand liquidity and interest return. Whether it is more fruitful to derive a theory of institutional investment from the directors' statements of investment objectives or from the nature of the institution's liability contract, is at present an unresolved question. This paper, however, utilizes the latter approach, and for a particular financial intermediary: life insurance companies.

The paper is composed of three parts: 1) A discussion of market possibilities; the risk and liquidity attributes of market securities. 2) A formulation of the needs of life companies in relation to the nature of their contract liabilities. 3) A derivation of possible life company investment policies by matching needs and market possibilities in appropriate manners.

A. Market Possibilities, the attributes of securities

The traditional theory of portfolio choice describes the individual as choosing those securities that maximize the value of one variable, expected

return. The introduction of uncertainty of future events increases the number of relevant attributes (variables) related to any security; the individual must choose securities which yield the optimum combination of attributes (variables). The ambiguity in "demand" thus introduced is analogous to the conflicting emotions involved in women's purchase of fur coats -- store labels inside and fur quality outside. A theory describing price as a function of the supply and demand for fur quality would seriously mislead. Similarly, if "widows" purchase long-dated securities in order to gain income security and corporations purchase short-dated securities in order to gain capital-value security, relative asset prices cannot be predicted from supply and demand schedules related to interest yield alone. Rather one must know the supplies of and demands for the specific attributes. The attributes to be considered are: (1) return -- interest or dividend, (2) default risk -- the possibility that interest or principal will become defaulted,* (3) marketability or sale-

* Return is defined as interest proceeds adjusted for the expected value (best guess) of loss through default. Default risk is treated in this manner because it is of minor interest in this paper.

ability -- the possibility that a security can be liquidated quickly for small change of value, (4) capital-value risk -- the probability that the market value of a security will fluctuate through time, i.e., the degree of price variability (which is largely proportional to term), (5) income risk -- the fact that interest income cannot be predicted with certainty beyond the maturity and call dates of a security. For example, a 3 per cent, forty year bond has a high degree of income-certainty (little income risk) and a low degree of capital-certainty (large capital-value risk); conversely a Treasury Bill has the opposite

attributes, high capital-certainty and low income-certainty. It is a conclusion of the next section that life insurance companies may be viewed as purchasing a package composed largely of return and income-certainty, with only small quantities of capital-certainty and marketability.

B. THE NEEDS OF LIFE COMPANIES, a framework for discussion of life company investment

The Life Insurance Contract. Life companies sell contracts for the future delivery of specific amounts of dollars at specified dates in the future in return for agreed inflows of cash in a prescribed manner through time. That the benefit payments and premium inflows are predictable stems from the single fact that mortality experience for large groups is predictable. The predictable nature of these flows makes the following investment discussion possible.

The income or flow position. There are four cash flows of primary importance; three are inflows and one is an outflow. They are p_t the inflow of premiums, r_t the inflow of interest income, A_t the inflow from maturing securities, and b_t benefit payments, the single outflow, which represents all forms of payment specified in the liabilities. The combination of two of these flows, benefit payments and premium receipts, will be denoted as L_t ; this may be viewed, at any point of time, as the independent variable or "given" to which the life company must adjust its asset portfolio. This net outflow of cash or "net disbursements curve" is the net liability of the company through time and is negative if there is a cash inflow, i.e., if premium receipts exceed benefit payments. The cash inflow is composed of r_t , interest return, and A_t , maturity flows. Other cash flows, such as costs of operation, are assumed known with certainty and included within L_t . The maturity of liabilities and assets is assumed known with certainty.

The balance sheet or stock position. The claims sold against the company are its liabilities; as noted previously, liability designates the net claim on the company. The ΣL_t is equal to the net amount of insurance outstanding and the present value of this sum, $\Sigma v^t L_t$, is denoted in insurance parlance as the reserve or legal reserve. This specifies that the company must have at least this amount of funds today so that, at a given rate of interest, these funds will grow to match L_t over time. The maturity distribution of the assets is denoted by A_t and ΣA_t is the current amount of investable funds and is called the Fund. In this simple representation the firm is solvent if the Fund is equal to or greater than the $\Sigma v^t L_t$ at the interest rate guaranteed in the policies.

The determination of the cost of life insurance. When a new group of policies is sold, the premium rates chosen, given correct mortality tables and the existing structure of interest rates, must be such that: the sum of present value of premium receipts is equal to or greater than the sum of present values of benefit payments over the life of the policy-group.

This can be shown as follows:

Let: b_t = the time-value distribution of all benefit payments,

p_t = the time distribution of premium receipts; this refers to the
number of premiums (pieces of paper), not to the dollar value,

r = the current interest rate, where there is a flat maturity yield
structure.

To find: α where α equals the value per premium paid in;

p_t equals the unit/time distribution of premiums, whereas αp_t
equals the value-time distribution of p_t .

In this simplified representation, b_t is determined by the number of "deaths" (liability maturities) in the t considered, while p_t is related to both the number of "deaths" in the present period (this determines the slope

of p_t at that t) and the number of previous deaths (this determines the height of p_t , the number of people still paying in premiums).

The two distributions are shown in figure 1. The required condition is that α must be chosen so that area [a] (the negative L_t) can be invested at r such that it will grow to size [b] over the relevant time period. This means that the excess of premium receipts over benefit payments during t_0-t_p (area [a]) must equal the present value of the excess of benefits payments over premiums receipts during t_p-t_z (area [b]).

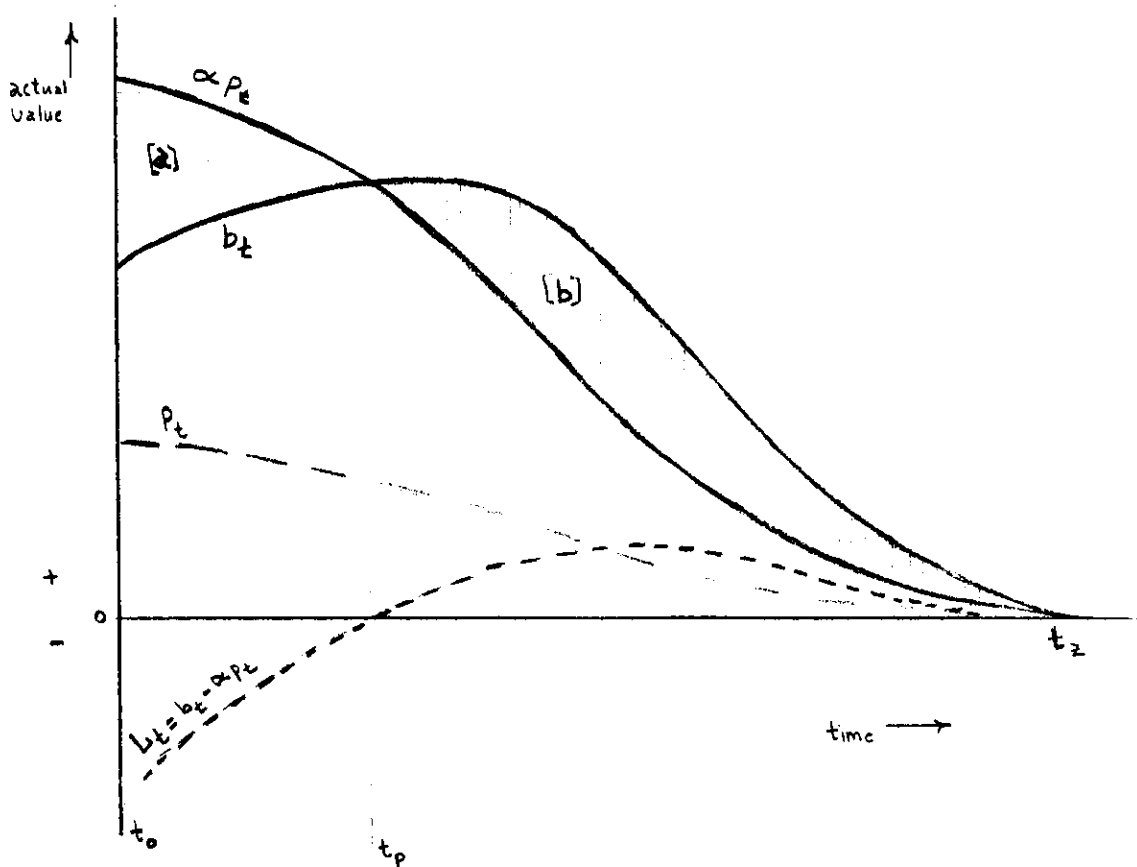


figure 1. Determination of αp_t

The larger is α , the larger is area [a] and the smaller is area [b], and conversely. If at t_0 the future value of some variable x_t equals

the actual value of another variable y_t , then it is also true that the present value of x_t equals the present value of y_t as long as the same discount rate is used throughout. Hence the above condition is equivalent to the first statement that the sum of present values of premium receipts must equal the sum of present values of benefit payments, $\sum v^t \alpha p_t = \sum v^t b_t$.

If the sum of present values of αp_t is greater than the sum of present values of b_t this can be considered the Surplus. If there is an existing stock of assets then the condition is:

$$\sum_{t_0}^{t_z} v^t (A_t + r_t + \alpha p_t) \geq \sum_{t_0}^{t_z} v^t b_t$$

$$\text{or, } \sum v^t (A_t + r_t) \geq \sum v^t (b_t - \alpha p_t)$$

and, by substitution,

$$\sum v^t (A_t + r_t) \geq \sum v^t L_t .$$

If present r is equal to the coupon on existing A_t , then

$$\sum A_t \geq \sum v^t L_t ;$$

this is the original solvency condition.

The risk situation of life insurance companies. There are three major forms of risk for a life company: 1) unanticipated variations of mortality experience, 2) unexpected increases of operational expenses, and 3) unexpected changes of interest return resulting in less than anticipated yield on the portfolio. It is assumed throughout that mortality and expense experience occur exactly as anticipated. The yield risk consists of two parts: a) capital-value risk -- the possibility that the liquidity position of the company will

be such that the security must be sold before maturity, entailing capital loss, and b) income risk -- the possibility that market interest rates will change, either during the course of future premium receipts or at the time securities mature and the funds must be reinvested. These two forms of income risk derive from different circumstances. In the first case the risk is caused by promising an interest return at t_0 but delaying the receipt of the premiums, and hence the investment, till some future date. This is the unique risk of the life insurance contract. The second, or recontract, risk arises because a specific income was desired for a longer period than the maturity of the asset chosen. The remainder of the paper is concerned with how the income risk can be precisely specified and how the choice of A_t can reduce its magnitude.

Capital-value risk is herein relegated to a secondary role for the following reasons. Capital-certainty demand and marketability are both closely connected with the liquidity position of a company. The liquidity or cash flow position of life companies is accurately predictable for two reasons. Since today's/past, premium inflow is largely determined by the sales rate in the future cash flow is predictable from the present rate of sales. Historically, due to the growth of life insurance sales, premium inflow has averaged about twice the average benefit outflow. Secondly, the stability of this ratio is illustrated by the fact that in no year has there been a net outflow of cash through utilization of the various liquidity options associated with the policies. In each year, even in the depression, premium and interest receipts have exceeded all cash outpayments of life companies. If future cash flows are large and predictable there is little need to schedule maturities in order to provide further liquidity. Should the sales volume lessen this conclusion might have to be modified.

C. RISK OBJECTIVES AND INVESTMENT POLICIES

"Life Insurance provides cover against risk of death or survivance and it provides an investment service involving guarantees of future capital security and of long-term yield" [Kirton and Haynes, 7]. This section is concerned with methods of investment which minimize risk, especially income-risk, associated with the "investment service" provided by life insurance. The objective is not to advocate actual investment policies, but to examine investment possibilities from a very narrow point of view: how could or should life companies invest if minimization of income risk were the sole objective? A majority of the following solutions and examples is taken from the very interesting discussion which has appeared in the actuarial journals of England and Scotland during the last thirty years. The following assumptions will govern the early examples.

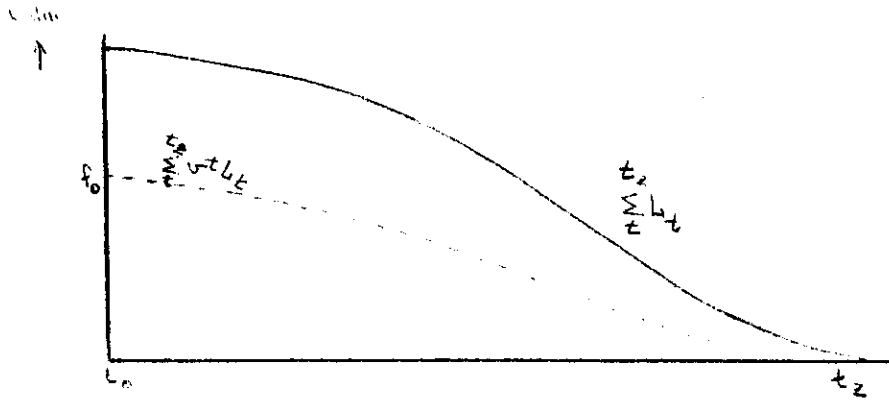
1. All assets have fixed maturities and are non-callable.
2. All liabilities have predictable maturities; there are no liquidity options such as surrender values, etc.
3. Mortality and operational expenses occur as anticipated.
4. There are sufficient numbers of securities having the desired maturity available in the market place.
5. There is a ready market for all bonds.
6. Interest compounding is possible; that is, interest income can always be reinvested in the future at the rate it was originally invested (compound interest securities are available).

Concurrent Income and Capital Certainty, (sufficient funds). It is possible to jointly obtain capital and income-certainty when there are sufficient funds at t_0 to cover the present value of all existing L_t .

For in this case it is possible to purchase A_t so that $A_t + r_t$ is equal to L_t through time, thus ensuring capital-certainty by matching maturities and ensuring income-certainty by matching inception and maturity dates of assets and liabilities at the interest rate guaranteed in the contracts. No asset need be redeemed before maturity; moreover, the interest guarantee of each policy is immediately hedged by the simultaneous purchase of an asset with identical interest and maturity. This method of marrying assets to liabilities is known as Absolute Matching. Whether sufficient funds are available at t_0 to make Absolute Matching possible, depends on size, rates of change, age composition, type and premium inflow of previous policy sales. If the company sells a constant annual amount of policies with identical structure over a long period, then the outstanding value of insurance remains constant. If sales decline, the company "ages" and the amount of insurance outstanding declines.


Consider a constant-sales insurance company in relation to the joint risk objectives of the previous situation. Assume only straight-life policies are written. After t_0 no new policies are sold, though the premium inflow from old policies continues as scheduled. After t_0 the net insurance liability immediately starts to decrease since it has been the continual sale of new policies in the past (their premium inflow) which has previously prevented this from happening. The L_t is positive and increases and declines in a manner related to age composition and mortality experience associated with the ΣL_t at t_0 . Figure 2b depicts the net insurance liability L_t as a function of time. The solvency condition states that at t_0 the Fund ΣA_t must at least equal $\Sigma v^t L_t$, the present value of insurance outstanding, f_0 .

Stock
figure 2a



THE DECLINING FUND

Flow
figure 2b



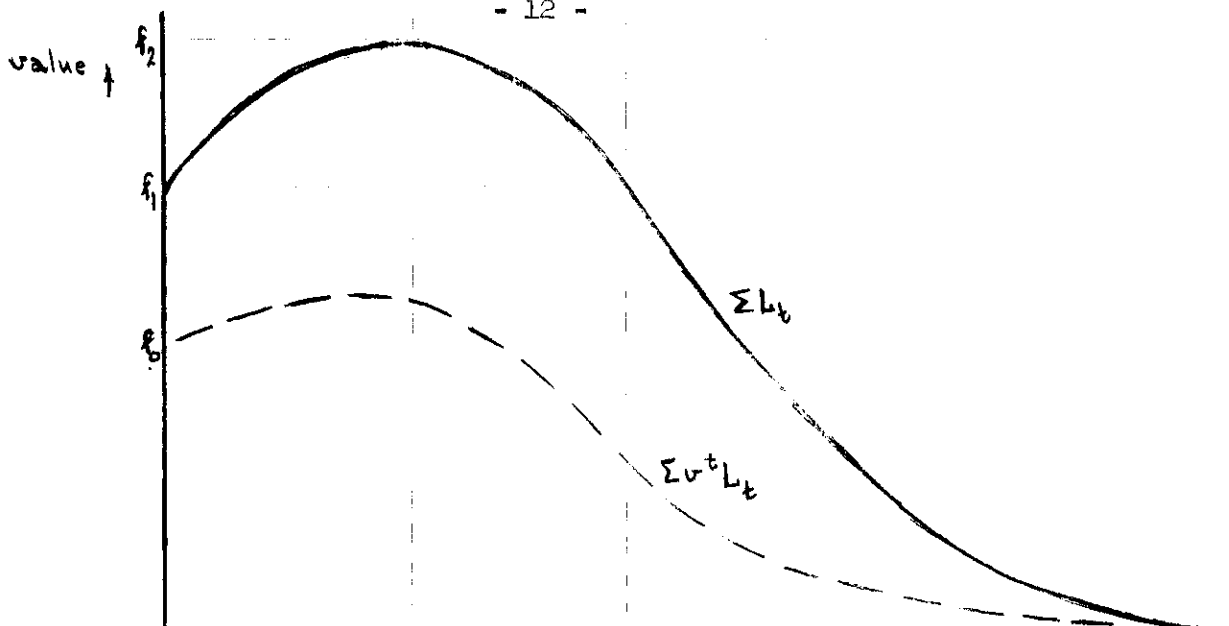
Thus Fund must equal f_0 at t_0 for the company to be solvent. This is shown in Figure 2a where f_0 equals the present value of insurance outstanding. Absolute Matching, which has been discussed by Koopmans [5], Haynes and Kirton [7], and Reddington [8], is applicable here because sufficient funds are available at t_0 to equal $\sum_{t=t_0}^{t_2} L_t$. Since there will be no future net inflow from L_t , premiums will never exceed benefits. The condition for Absolute Matching is to choose A_t so that $A_t + r_t = L_t$ where the r of the Assets equals the r guaranteed in the policy contract. This is equivalent to the previous solvency condition $\sum A_t = \sum L_t$ since the present value of an asset plus its interest stream is always par value when the coupon rate is the discount rate. Thus the Assets and Liabilities are joined at their inception dates to insure income security and at their maturity dates to insure capital security.

Concurrent Income and Capital Security (insufficient funds). The Humped Fund, in contrast to the previous constant-sales situation, describes the more typical life company situation in which the company has been continually growing in size and consequently (usually) is composed of an increasing percentage of younger policy holders. These two factors will cause the premium inflow to exceed benefit outflow for the next five to ten years in the future even if no new policies are written after t_0 . That L_t will be negative for several years (positive cash inflow), results from the fact that young people, who do less dying and more paying of premiums, represent a larger proportion of policy holders than do old people. Normal experience for American life companies is that premium receipts exceed benefit payments by a factor of 1.5 or 2. (The only class of companies in which this is not generally true is the Fraternal Insurance Societies which have "aged.") Diagrammatically this situation is represented both for the stock of L_t and for the cash flow (rate of change of ΣL_t) over time in Figure 3. The term Humped Fund* is used

* The term Humped Fund, used by Haynes and Kirton [7], indicates a situation in which ΣL_t will increase before it declines. The Fund will also increase if the company remains solvent.

to indicate that the size of the net insurance liabilities increases after t_0 until the point of time t_p when benefit outflow minus premium inflow is zero, and subsequently will continually decrease as benefit payments exceed premium receipts.

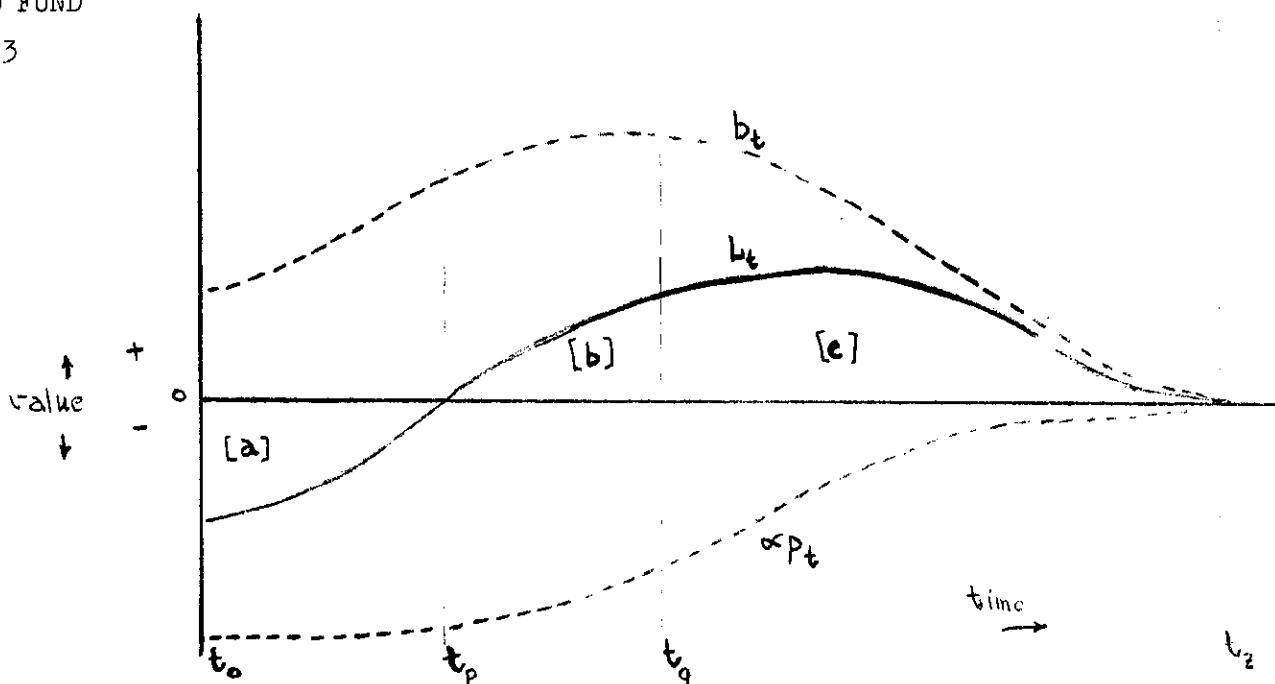
Stock



THE HUMPED FUND

figure 3

Flow



The two accompanying diagrams describe the usual life company situation -- insufficient funds at t_0 for Absolute Matching. The stock diagram charts the time path of L_t and the flow diagram depicts the rate of change, or derivative, of the stock.

The life history, or Unwind, of such a company in which no policies are sold after t_0 may be divided into periods. During t_0-t_p there is a positive cash inflow as premiums inpayments more than cover benefit outpayments. The amount of this surplus cash is measured by the area [a]

in the flow diagram and by the distance $f_2 - f_1$ in the stock diagram.

After t_p there is continual policy cash outflow. $t_p - t_q$ represents the period during which area [b] is just equal to area [a] plus the

interest earned on [a]. This is, $\sum_{t_0}^{t_p} (1+i)^t L_t$ equals $\sum_{t_p}^{t_q} L_t$. Thus if

interest is earned as anticipated in the policy contracts, it will be true that cash inflow [a] will grow in size to exactly cover the benefit outflow [b], hence outflow [c] must be covered by assets owned at t_0 . This is the original solvency condition now expressed in terms of the Humped Fund. Thus if L_t is discounted at the guaranteed rate, $\sum A_t$ at t_0 must equal f_0 in order for the company to be solvent. [a] will flow in and be invested and then be paid out to cover [b], after which time the original assets f_0 , now increased in size by addition of r_t , will be drawn upon and will just cover area [c]. The three time divisions are arbitrary, but will prove useful. The investment problem may be rephrased, how can the initial funds f_0 and the future funds [a] be invested so that income and capital risk are minimized, under the circumstance that the interest guarantee on funds [a] is made at t_0 and yet some of the premiums will not be received and invested until the future. How does one hedge this future interest uncertainty? Two methods of translating the Humped Liability into a Declining Liability have been suggested, and in addition a method of minimizing income risk has been given.

Translation, Koopmans [5] has suggested that the Humped Fund can be translated into a Declining fund by borrowing a quantity of funds at t_0 equal to [a]. These can then be invested at the current rates (by definition the guaranteed rates) so that they will mature over the period [b]. Thus

income and capital risk are completely hedged. As the funds [a] flow in they are used to repay the loan without disturbing the original A_t . The cost of this hedge is the difference between the borrowing and lending rates.

Translation. Haynes and Kirton [7] have noted that the types of policies sold need not be treated as an independent variable, but instead may be chosen to erase the Hump by a reshuffle of cash flows. They suggest, as one possibility, selling sufficient single-payment, immediate annuities (lump sums paid in, the annuities start immediately) to offset the Hump caused by selling too many life contingency and endowment policies. By controlling Sales Policy and cash flow the Humped Fund is translated into a Declining Fund.

The Near Hedge. Koopmans [5] and Haynes and Kirton [7] have suggested the following policy for situations where it is not possible or feasible to borrow large sums or to control sales policy. This policy, in effect, attempts to maintain capital-certainty and then, within this constraint, minimize income risk. The essence of this method is to invest the present fund f_0 as "long" as possible in matching L_t , and the future incoming funds as "short" as possible. Specifically, the fund at $t_0(f_0)$ is invested so that $A_t + r_t$ matches L_t from t_q to t_z , area [c]. This gives the maximum income security obtainable with these funds as well as capital security since the securities will be redeemed at maturity. The incoming cash flow [a] is invested starting with maturity t_q and moving toward t_p . By t_p this provides A_t such that area [b] is Absolutely Matched if interest rates did not change during the first period of cash inflow and investment. The difference between actual yield and expected yield is determined by the extent that interest rates do actually change and the duration one receives this shortfall or overage of interest proceeds. This

method minimizes the time interval during which assets will be invested at future uncertain rates of return under the constraint of maintaining capital-certainty.

Income Security Only. Because borrowing is distasteful and perhaps infeasible in large amounts, and because the control of sales policy within a competitive market would be costly for any one firm, the two translation techniques are impracticable. In addition, the Near Hedge solution is imperfect in regard to income risk for two reasons. First, the positive cash inflow from excess premiums over benefits, area [a], is typically large and increasing due to increasing sales of deferred group annuities;*

* This is only a tentative conclusion, for the United States, Canada and Great Britain, because there has also been an increasing sale of group term insurance. See Hood and Main [11] and Clayton and Osborn [12].

this exposes a growing portion of the portfolio to income risk. Second, given the factors causing large and predictable internal cash flows mentioned in part A, there seems little reason to constrain the investment policy by maintaining the capital-certainty requirement. Thus the underlying presumption of this final investment policy is that the "cost" of giving up capital-certainty is more than compensated by the gain in income-certainty. No attempt is made in the following section to match maturity dates, attention is oriented only toward "covering the interest guarantee" by use of A_t policy.

Immunization. It is significant that this investment policy suggested by Reddington [8] is called Immunization rather than Matching. Previously, risk was eliminated by marrying inception and maturity dates of assets and

liabilities through borrowing, sales policy, and covering longest L_t first. Here the objective is different: insure that sufficient income is available to meet the interest guarantee of the contract by choosing an A_t such that no future course of interest rates can jeopardize the interest guarantee of existing policies at t_0 .

The basic proposition of Immunization is that the risk for a life company is the uncertainty of the interest rate at which future cash premium inflows from current policies can be invested. Because this investment method is designed to offset future interest rate fluctuations, it makes unnecessary the original assumption that future interest proceeds can always be reinvested at current rates.

The aim of this investment policy is to assure that the present value of the asset flow, $A_t + r_t$, remains equal to the present value of the liability flow L_t through time, regardless of the course of future interest rates. This is accomplished by choosing assets with maturities longer than those of the liabilities, so that any future change of interest rates, which will cause either a shortage or overage of interest income, will be exactly offset by an equivalent increase or decrease in the capital value of existing assets.

Reddington's two necessary conditions for an Immunized portfolio are stated below. His derivation, which is the solution of the first three terms of a Taylor Expansion, is summarized in Appendix A.

$$(1) \text{ equality of mean terms: } \frac{\Sigma[t \cdot v^t \cdot (A_t + r_t)]}{\Sigma[v^t (A_t + r_t)]} = \bar{t}_{A+r} = \bar{t}_L = \frac{\Sigma[t \cdot v^t \cdot L_t]}{\Sigma[v^t \cdot L_t]}$$

$$(2) \text{ equality of variances: } \frac{\Sigma[(t - \bar{t})^2 \cdot v^t \cdot (A_t + r_t)]}{\Sigma[v^t (A_t + r_t)]} \geq \frac{\Sigma[(t - \bar{t})^2 \cdot v^t \cdot L_t]}{\Sigma[v^t \cdot L_t]}$$

The two necessary and sufficient conditions for Immunization are that the mean terms of the present values of outflow and inflow should be equal and that the variance of the inflow must be equal to or exceed the variance of the outflow.

Given a change of interest rate, the effect on the present value of a security depends only on its maturity. Thus there is plausibility in Reddington's solution requiring the mean term and the dispersion of the present value of the two cash flows to be equal. Intuitively, this means that the similarity (in terms of present values) of the two time distributions (L_t and $A_t + r_t$) make them equally sensitive to a change of interest rates. If $A_t + r_t$ is "longer" than L_t , then the $A_t + r_t$ flow is more sensitive than L_t and a change of interest will cause a "profit."

Since the distribution r_t occurs before the A_t inflow, A_t must be somewhat longer than L_t , in order for \bar{t}_{A+r} to = \bar{t}_L . To find how much longer A_t must be to counterbalance the shorter r_t for any L_t Reddington provides the proximate rule: if $\bar{t}_L = a_{\bar{n}}$, "the present value of one dollar per annum at compound interest," then "n" equals the correct \bar{t}_A . Thus the immunizing A_t is determined by the mean term of the liabilities \bar{t}_L , the previous interest coupons on the assets r_t , and the current interest rate used in v^t .

Before applying these rules to life company investment, the risk situation can be illustrated by an example of an individual investor. Assume a person knows today that he will need exactly \$10,000 in ten years to finance his son's college education. He now has \$8,000 and the market rate of interest is $2\frac{1}{4}$ per cent. How can he invest this \$8,000 today so that he is assured of having \$10,000 in ten years though it is

currently impossible to know the interest rates at which forthcoming interest proceeds can be reinvested. The first condition of the immunized solution, equality of mean terms, states that by investing now in a 11.46 year maturity he will guarantee having \$10,000 in year ten.*

* This is not strictly correct since Immunization through time requires changing A_t solutions. If the 11.46 year asset is held throughout and $r_{10} = r_0$, but in intervening years $r < r_0$, then the father will have less than 10,000 in year 10. This will be discussed under transitional Immunization.

$$\bar{t}_L = 10.0 = a_n, \quad n = 11.46 = \bar{t}_A$$

if the 11.46 is the correct term, then $\bar{t}_{A+r} = \bar{t}_L = 10.0$

$$\bar{t}_{A+r} = \frac{v^1(1)(180) + v^2(2)(180) + \dots + v^{11.46}(11.46)(180/2) + v^{11.46}(11.46)(8,000)}{v^1(180) + v^2(180) + \dots + v^{11.46}(180) + v^{11.46}(8,000)}$$

Consider the case of greater income uncertainty: The father has \$5,000 now and knows he will receive \$1,023, \$1,046, and \$1,069, in the three succeeding years. How should he invest when not only the rate pertaining to reinvested interest receipts is uncertain, but also the rate on the \$3,138? The mean term of L_t is in this case greater than 10 because of the positive L_t in three future years:

$$\bar{t}_L = \frac{v^1(-1,023) + 2v^2(-1,046) + 3v^3(-1,069) + 10v^{10}(10,000)}{v^1(-1,023) + v^2(-1,046) + v^3(-1,069) + v^{10}(10,000)} = 14.8$$

This means that the A_t necessary to equalize the now longer \bar{t}_L must be further in the future, namely, 18.13 years. The effect of delaying the receipt of income further into the future is to increase the amount of

income-risk. This is offset by buying longer-term assets. If the future sums to be received are even further in the future, say, \$1,169₍₇₎ , \$1,195₍₈₎ , and \$1,222₍₉₎ , then \bar{t}_L is decreased to 11.2 years, which requires an asset maturity of 13.1 years to immunize the L_t . As the funds are received closer to the expected time of utilization, unanticipated future interest returns are received for a shorter duration; consequently there is less income risk and shorter assets are purchased.

Insurance companies are in essentially the same risk situation as this frenetic father. The investment method suggested for this situation offsets future interest uncertainty with equivalent capital-value uncertainty. Thus there is no need to assume that compound-interest securities are available.

Immunization (sufficient funds). Assume a life company has one L_t equal to \$10₍₁₀₎ with $r = 2.25$ per cent. Since it is the average of both A_t and r_t which must equal \bar{t}_L (10), the average maturity of assets must be greater than 10 years by the exact amount to counter-balance the stream of interest income which occurs before t_{10} and thus cause the mean of the combined interest and maturity income in present values to equal 10. Using the proximate rule for finding A_t , the immunizing asset term is $A_{11.48}$. This situation is identical to the first example of the investing father.

Should interest rates decline in the future, the capital value of the asset after ten years will be above par by the precise amount to offset the previous shortfall of interest income on reinvested interest proceeds. (This is correct if the changing Immunization solution through time, new \bar{t}_A , is followed.)

Immunization (insufficient funds). The more interesting application of Immunization, and the one for which it was designed, is that of the Humped Fund. This is analogous to the previous example in which the father had future income for investment. The presence of a large future cash receivable greatly increases the income risk, and hence correspondingly increases the mean asset term necessary for immunization. Mathematically, this follows because the negative term is always multiplied by a relatively small t in the numerator, while it is accepted into the denominator without a weight which causes the denominator to decrease much more than the numerator. Furthermore, the positive cash receivable reduces the dispersion of maturity among assets required to match the L_t dispersion. This is because the negative values in the numerator receive a high dispersion weight as they are now more distant from the increased mean maturity. If the dispersion of the asset flow is greater than the dispersion of the liability flow, the company will make a profit if interest rates change in either direction.

The following example, which is representative of British life companies, shows the operation of an immunized investment portfolio. The process whereby "long" assets hedge against the uncertain course of future interest rates is best shown by illustration.

Example of immunization for a representative life company. Three situations are examined: a) effect of interest changes at t_0 , b) effect of interest changes at t_5 after the new funds have been invested, c) effect

of interest changes at t_5 immediately before new funds are invested:

$$\left. \begin{aligned} \text{Given: } L_t &= -30_{(5)}, 60_{(15)}, 50_{(25)}, 20_{(35)} \\ A_t &= 25.155_{(40)}, 25.155_{(65.9)} \\ r &= 2.50 \text{ per cent} \end{aligned} \right\} \text{ at } t_0$$

Mean terms of the Immunized portfolio:

$$\bar{t}_L = \frac{\sum tv^t L_t}{\sum v^t L_t} = 28.98 \text{ years}$$

if $\bar{t}_L = a_{\bar{n}} = 28.98$, then $n = 48.96 = \text{required } \bar{t}_A$

One possible solution of A_t , giving $\bar{t}_A = 48.96$, is the A_t shown above:

$$\frac{\sum(v^t \cdot t \cdot A_t)}{\sum(v^t \cdot A_t)} = \frac{(40 \cdot 9.368) + (66 \cdot 4.930)}{14298} = 48.96$$

$$\text{the dispersion of } L_t = \frac{\sum[(\bar{t}-t)^2 v^t L_t]}{\sum[v^t L_t]} = -127.1$$

Because there is a negative L_t at an extreme distance from \bar{t}_A the dispersion measure is negative. No particular meaning should be attached to this except that a single A_t suffices to cover this negative dispersion. The two assets in this portfolio guarantee a "profit" when the interest rate changes since the second condition of immunization states that if dispersion of the present values of $A_t + r_t$ is greater than L_t this causes a "profit" for any interest rate change.

- a) At t_0 what is the effect of changes of market interest rate on portfolio values, defined as discounted flows?

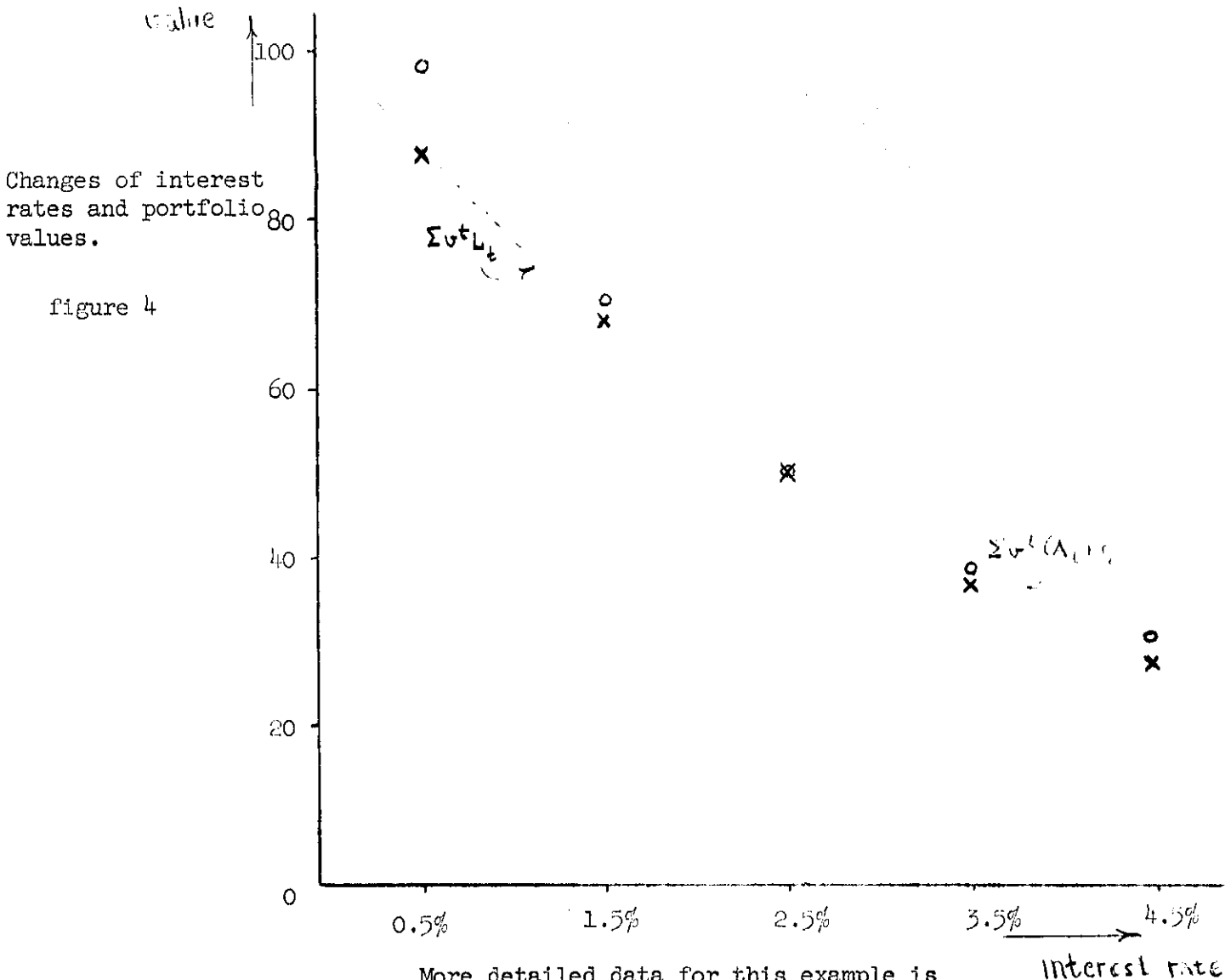


figure 4

More detailed data for this example is given in Appendix B. At a point of time this Immunized Portfolio would be affected by interest rate changes as shown. The values of $\Sigma v^t(A_t+r_t)$ at different interest rates are shown by the circles, the values of Σv^tL_t are shown by x's.

b) Immunization through time requires new \bar{t}_A as \bar{t}_L changes. In this case assume no further sales, then L_t simply ages and at t_5 is: $60_{(10)}$, $50_{(20)}$, and $20_{(30)}$. The negative L_5 has now just been received by the company and must be invested. In addition assume that at this point all interest due (compounded) is also received. The coupon equals $.025 (50.305) = 1.258$ per year. The sum of these annual coupons compounded, $\sum_{t=1}^5 (1 + .025)^t 1.258$, equals 6.778. Thus the funds to be invested equal 36.778.

The new L_t at $t_5 = 15.70$ years = $a_{\bar{n}}$; $n = 20.0$ = desired \bar{t}_A for the entire portfolio. At what term should the new funds, 36.778, be invested so that, without shifting the old assets, the \bar{t}_A of the portfolio will be 20.0 years? It is known that the marginal investment must be short-term since the new desired \bar{t}_A is only 20. The selection of the right marginal term is a process of approximation:

$$\text{if } t = 7, \text{ then } \frac{\Sigma[7v^7 \cdot 36.779 + 35 \cdot v^{35} \cdot 25.155 + 61v^{61} \cdot 25.155]}{\Sigma[v^7 \cdot 36.779 + v^{35} \cdot 25.155 + v^{61} \cdot 25.155]} = 19.68$$

$$\text{if we try } t = 8, \text{ then } \frac{\Sigma[v^t \cdot t \cdot A_t]}{\Sigma[v^t A_t]} = 20.66 \text{ years}$$

Thus $t = 7$ is chosen as the closer approximation, although 7.4 is more accurate. If 36.78 is invested in a seven year maturity the portfolio will again be immunized; no future change of interest can cause the company to default on its L_t .

c) A more crucial question is, what would happen if the interest rate changed before the 36.78 were invested? Assume the original A_t aged 5 years at t_5 , when the interest rate decreases from 2.5 to 1.5 per cent, before the premium sum is received. Figures are also given for other changes of interest rate. The 36.78 must now be invested at a lesser interest rate than was anticipated and guaranteed in the policies.*

* Since a different maturity solution is required for each interest rate, a new \bar{t}_A should be found for each interest possibility, e.g. 1.5, 3.5, etc. This is not done in order to keep the example simple, see Appendix B.

Table Ia

New interest rates	L_t			$\Sigma L_t v^t$ 130	$\Sigma v^t (A_t + r_t)$	35.78 (7)	A_t 25.155 (35)	25.155 (6)	$\Sigma v^t A_t$ (87.089)	$\Sigma v^t r_t$
	60 (10)	50 (20)	20 (30)							
0.5%	57.07	45.25	17.77	119.99	129.59	35.51	21.12	18.55	75.18	54.39
1.5%	51.70	37.12	12.79	101.51	103.77	33.13	14.93	10.14	58.10	45.67
2.5%	46.86	30.51	9.53	86.90	87.07	30.94	10.60	5.57	47.11	39.96
3.5%	42.53	25.13	7.12	74.78	75.72	28.90	7.54	3.08	39.52	36.20
4.5%	38.63	22.82	5.34	66.78	67.89	27.02	5.39	1.71	34.15	33.74

Table Ia lists the present value sums for different interest rates. The sums of the new interest flows are shown in Table Ib. The 50.3 originally invested at a coupon of 2.5 earns 1.258/year independent of any interest rate changes at t_5 . To 1.258 must be added the new interest proceeds, $r(36.779)$ to find r_t where $t < 7$. These r_t flows and their present values are shown below.

Table Ib

Interest rates	$t_1 \rightarrow t_7$		$t_8 \rightarrow t_{35}$		$t_{36} \rightarrow t_{61}$		$\Sigma v^t r_t$
	r per yr.	$\Sigma v^t r_t$	r per yr.	$\Sigma v^t r_t$	r per yr.	$\Sigma v^t r_t$	
0.5%	1.439	9.874	1.258	31.66	.629	12.85	54.39
1.5%	1.807	11.922	1.258	25.75	.629	7.99	45.67
2.5%	2.177	13.810	1.258	20.88	.629	5.29	39.97
3.5%	2.543	15.549	1.258	17.46	.629	3.18	36.20
4.5%	2.911	17.152	1.258	14.55	.629	2.04	33.75

In general it is seen that even though r_t is small for low interest rates, the change of capital values is sufficient to offset the low r_t . The two center columns provide a quick comparison of the liability and asset sums. For all interest rates $\sum v^t(A_t + r_t)$ exceeds $\sum v^t L_t$.

Perhaps the manner in which these flows offset each other can be seen more clearly by examining a specific interest change, from 2.5 to 1.5 per cent.

1) The shortfall in interest proceeds caused by the fall of interest rates, using a discount rate of 1.5 per cent, is:

$$\sum_{t=1}^7 v^t (.015 - .025) (36.779) = -2.425$$

2) The increase of value of r_t , if coupon rate had not changed would have been +.542 for $t_1 \rightarrow t_7$ (from 13.882 to 14.364). For the other two periods the values of r_t did increase, as shown, by +7.596. Hence, the change of discount rate alone (no change of coupon) causes a total change of value of r_t equal to +8.138.

3) The increase of value of A_t , caused by the decrease of the interest rate, equals + 11.100. Change of $A_t + r_t = 19.238$.

4) The increase of value of L_t equals +14.706. Thus the net excess of increase of $A_t + r_t$ over L_t equals $19.238 - 14.706 = 4.532$. This is sufficient to cover the interest proceeds shortfall of -2.425 (caused by the decrease of coupon rate on the 36.779 invested) and still leave a profit of 2.100. This is equivalent to the difference of aggregate values shown on the chart, 103.893 - 101.621. Thus it is essentially the greater maturity values of A_t which causes $\sum v^t(A_t + r_t)$ to increase more than $\sum v^t L_t$ and thereby cover the shortfall in interest proceeds.

D. MODIFICATIONS OF THE IMMUNIZED PORTFOLIO

The previous discussion has specified the formal conditions of a "no-income-risk" position.* This is important, for without agreement

* This terminology is somewhat misleading. Actually, income-risk is eliminated only by acquiring sufficient portions of capital-value risk as a counterpoise. Thus it is a "no-income-risk" position only if one is willing to concede that capital-value risk is unimportant to life companies.

on this point it is impossible to speak of a portfolio being "too long or short," containing more or less income risk. Though it is essential to define a benchmark for measuring income risk, there must be infinite disputation over the actual value of the benchmark, and, over the extent and conditions under which a life company should depart from its safe position.

Ultimately, the answers to these questions rely on preferences; the following presents some considerations which impinge on the income-risk position. This is accomplished by relaxing some of the assumptions and by considering the institutional setting of the companies. The following are considered: 1) the assumption that life insurance portfolios are largely non-marketable, 2) equity considerations in relation to dividend policy of mutual companies, 3) maturity uncertainty, and 4) the necessity of obtaining a "good" return within the competitive situation.

1. Non-marketable securities and transitional immunization: The first of two separate considerations concerning the applicability of immunization as the "correct" definition of the "no-income-risk" position

for United States companies concerns the ability of these companies to maintain an immunized position through time. The second consideration relates to the methods of accounting-valuation in use. The conclusion is reached that some degree of immunization is always possible, even though Full Immunization is unobtainable.

Immunization is a "point-of-time" solution. It states that with the correct A_t , and no change of L_t , no future change in the interest rate can affect the ability of the company to meet its liabilities. Through time L_t shortens if no further sales are made; this requires a switching of asset maturities or an investment of new funds in order to decrease \bar{t}_A by more than the decrease in \bar{t}_L . The assets must do more than just age. This was shown in the previous example in which the \$36.7 was invested for a short term of seven years in order to sufficiently decrease the mean asset term. The relevant question is whether it is possible to change \bar{t}_A sufficiently if the existing assets of the company are non-marketable. As long as the company is within the negative L_t range, the combination of premium and interest inflow, if invested correctly, contribute toward maintaining the immunized position. Whether these funds are sufficient to maintain the immunized position without reinvesting portfolio assets depends on many factors including the structure and rate of growth of sales and the extent of interest rate changes. When L_t is positive, A_t could be arranged for perfect matching, if the previous necessary shifts have been made in A_t . If continuing sales are made, the L_t may remain constant or even increase, thus entailing all new cash flows be invested long in order to maintain Immunization. Thus, even though a

major portion of the company's assets are non-marketable, it is certain that so long as insurance sales continue to increase at least an approximation of the Immunized position can be obtained by correct placement of net premium inflows.

The accounting-valuation procedures used in the United States - asset values are stable through amortization; liabilities are valued at the interest rates guaranteed in the policies - in no way affect the definition of the "no-income-risk" position for a life company. Immunization may be used as a measure of and defense against income risk regardless of the system of accounts used for public display. Two sets of accounts might be carried if there were valid, but separate, reasons.

Even if Immunization is deemed inappropriate as the measure of the "no-income-risk" position because the position is unobtainable (perhaps the necessary maturities are not available), it should still be noted that the tests which companies should apply to themselves should contain some measure of income risk. For instance, the legal solvency requirement in the United States at present is basically: $\Sigma A_t \geq \Sigma v_j^t L_t$ where j denotes the interest policy guarantees. This is a capital value or "salvage" solvency. It fails to consider both the time dimension, which is the essence of the life company situation, and the relationship between coupons on investments (r 's) and interest policy guarantees (j 's). The previous inequality, with the constraint that $\bar{r}_A = \bar{r}_L$ and $\bar{r} = \bar{j}$, takes income risk as well as capital-value risk explicitly into account. These conditions assert that solvency for life companies consists not only of having sufficient value of assets, but also having a coupon rate of sufficient size and duration to meet the comparable dimensions of the liabilities. This is not a formula

for investment but rather a yard-stick of "income-risk" which is applicable along with other necessary tests to the portfolio.*

* The current income tests used by life companies (the comparison of tabular interest and investment income) is somewhat similar to the comparison of the r's and j's above, but it does not compare the time duration of the guarantees attached to the r's with those attached to the j's. To neglect these time dimensions is either to unknowingly expose oneself to income risk or to knowingly speculate on the future course of interest rates.

The conclusion reached is that the unique position of a life company, in which it guarantees to earn an interest rate on funds which it has not yet received, and the method whereby this risk can be eliminated are not affected by the particular accounting-valuation systems used. Though the applicability of such an investment policy may be diminished if all assets are non-marketable, it is still possible to obtain some immunization by appropriate investment of the cash flows.

2. Equity considerations. The policy which a company adopts in regard to dividend policy will influence the desired \bar{t}_A . No immunization policy is independent of the dividend policy adopted for allocating the current year's shortfall or overage of investment income among time-policy groups. The policy may range from giving all the current year's gain or loss of investment income to the current year's sales group to the opposite extreme of sharing the loss or gain equally among time-policy groups. Thus dividend policy may be designed to be either independent of or dependent on future interest rate changes; the former requires longer-term securities while the latter requires shorter-term securities. Three possibilities will be briefly considered, with emphasis on conclusions rather than the proofs of these conclusions.

a. Stability of dividend (non-responsive). In the Reddington solution of Full Immunization the dividend rate is guaranteed at the rate obtainable under the interest rate prevailing at inception of the policy. By investing long, this rate of dividend will be maintained no matter the future course of interest rates. In effect, this treats all policies as non-participating since the dividend will not be affected by future interest rate changes. The dividend rate for a single time-group of policies is completely stable over time while at a point of time each different time-group of policies may earn a different dividend rate.

b. Consistency of dividend (semi-responsive). Bayley and Perks [9] suggest the equity norm: "future premiums on existing policies should secure at least as favorable benefits as new business." The question then to be decided is how responsive to current interest rates should the dividend be? The solution proposed by Bayley and Perks makes the dividend depend on; 1) past and current rates with the weights determined by the ratio of premiums received in current year to total premiums received thus far, and 2) the difference between earned interest return and guaranteed interest return.

$$\left[\frac{ap_{t_*}}{\sum_{t=t_0} [ap_t]} \cdot (r_t - r_g) + 1 \right] \cdot (\text{dividend}_{t_*-1})$$

As each premium payment is paid in, this is invested to immunize the "paid-up-life-value" of the policy at that time. This effectively guarantees a dividend rate proportional to the current difference between guaranteed

and market rates of interest throughout the future life of that policy. As the policy ages the dividend is more and more determined by "sunk" investment; the additional investment can change the dividend rate only marginally even if interest rates should change dramatically. This method simply invests the current funds at existing rates for required terms and lets dividends emerge as they will, that is, as future interest rates decide. The implicit and important assumption of this method is that dividend loadings are sufficient so that future interest changes influence dividend payments, but are not large enough to imperil the sum insured. This is a necessary condition since this method always exposes the fund to future interest changes on forthcoming premium payments and assumes that the future interest fluctuations can be absorbed by changes in the dividend rate. The contrast between these two methods illustrates very clearly the clash between stability of dividend and complete income-security, and responsiveness of dividend and, by necessity, less income-security.

The implications of this method, Paid-up Immunization, are that the desired \bar{t}_A should be about one half that for Full Immunization. The Fund is invested much shorter so that interest changes are reflected in future dividend payments.

c. Equality of dividend rates (fully responsive). It is easy to see that the desire for dividend responsiveness carried to its logical conclusion requires equality of dividend rates on all time-policy groups. The particular history of interest rates associated with a time-policy group no longer differentiates the dividend of that group from the dividend of other groups.

Anderson and Binns [10] have suggested this equality criterion. Under the two previous methods, if the interest rate changed the bonus rate earned on new policies would differ from that earned on existing policies. By this criterion the bonus on old policies should change sufficiently to equal that on new policies. Furthermore, when new coupon rates are earned next year, the dividends of all time-policy groups should remain equal though of different size than in the current year.

Since a high degree of responsiveness to current interest rates is desired, the Fund must be invested short so that the Fund "turns over" frequently to maintain touch with current interest rates. The cost of this high degree of dividend responsiveness is an extreme degree of income-risk. Equal Bonus Immunization requires a mean asset term about one-half that for Paid-up Immunization, and about one-fourth that for Full Immunization.

3. The uncertainty regarding "maturity". The assumption that Assets and Liabilities have fixed maturities which are predictable with certainty must now be relaxed. Liabilities are encumbered with numerous liquidity and settlement (terminal) options, while assets have call and prepayment options. In fact, the prepayment provisions attached to assets during the postwar period, both prescheduled and at borrowers option, have increased so extensively that even the usefulness of the maturity concept has become blurred. Yet, in spite of this, there are observable regularities in the degree of utilization of options. One example is the disinclination with which individuals have used their life policies as primary liquidity defense.

From the observed historical regularities one could form an Expected Value for A_t and L_t , taking into account the options existing on outstanding policies and historical experience. Then the portfolio could be immunized on the basis of these expected distributions. Since these options are usually taken when it is disadvantageous to the companies, it is probable that a longer than required portfolio would be desired to offset the risk associated with this likelihood.

4. The competitive situation of life insurance. Defining the "no-income-risk" position of life companies under various objectives of capital-certainty and dividend policy has been the primary objective of this paper. This objective stands, quite apart from any questions relating to whether Immunization should be adopted as an actual investment policy. Necessarily, the life company is simultaneously involved with considerations in many dimensions and, as is so often the case, the cost of obtaining perfection in any one direction is usually prohibitive in terms of alternatives foregone. Thus it may be useful to conclude by noting the obstacles in the way of adopting Immunization as an operating policy. Three relevant issues concern the supply of assets, the yield structure and the objective of maximum yield.

Given the present size and rate of growth of U.S. companies, the existing total supply of long-term debt is insignificant in relation to the demand requirements of Immunization. Even if companies were willing to accept lower return in order to obtain lower risk, there is the very real problem of the magnitude of new flotations and refundings necessary to provide the desired supply of maturities.

Immunization assumes that when policies are written at a given rate, the company is able to purchase assets at that rate for any required term. This implies a flat yield function, or at least a yield function of stable differentials over time. The changing shapes and differentials in the marketplace present a real problem.

Finally, a severe cost of Immunization is that it hedges equally against profits as well as losses. Even though there is an obtainable "no-income-risk" position, it may not be prudent to attain such a position for two reasons. First, profit maximization may be at variance with income risk; the Expected Return from investing in short assets (five to ten years) may be sufficient to compensate the directors for assuming the income risk.*

* Default risk also has a bearing on the term selected. Consider two trends in the postwar capital markets. On the demand side, the length of maturities "desired" has probably increased due to the large flow of funds into pension trusts, life companies, etc. Yet on the supply side, the average term of new flotations has noticeably shortened, except for public utility and special revenue bonds. While these trends seem at variance with the analysis presented, the explanation serves to emphasize that life companies operate in two dimensions of risk, income and default; a departure from the no-risk position in either case requires a reward of increased expected return. This paper has been confined to the ramifications of the income risk dimension, while the explanation of the opposing maturity trends depends, in part, on both dimensions. The primary reason for the shortening of maturities has probably been the attempt by life companies to broaden their lending markets in order to absorb increased placements without an accompanying rise in default risk. By specifying rigorous amortization schedules, an automatic "testing" of the borrowers is regularly accomplished with small administrative cost. Moreover, it appears that the life companies have required a higher return on amortizable industrial loans to compensate for the increased income risk. It is also probable that some of the explanation for the shorter term of securities lies on the supply side in the composition and longevity of the capital investment. Today a smaller share of investment goes into long-term durables such as railroads than did in the prewar period. These are conjectures; research is necessary to explore these institutional impacts on the capital market.

This is particularly true if the elasticity of expectation for long rates is near zero. Second, if "buffers" such as large Surplus and Dividend Loading exist, there may be no risk of insolvency for wide ranges of future interest rates. For instance, a Mutual Company with high dividend loading in its premiums may be able to meet almost any adverse interest trend by drawing down Surplus and omitting dividend payments. In the opposite case of a young, stock company with small surplus there is a strong presumption in favor of Immunization.

In summary, this analysis implies that the low capital-value risk on short maturities is of little utility to life companies while the large income risk on these securities is very undesirable. Hence there is a strong presumption in favor of long-term securities in life insurance investment.

This implies a declining maturity yield function which is opposite to that suggested by current interest theory. It is commonly accepted, as Hicks [16] says, "that most people would prefer to lend short," i.e., most people prefer capital certainty. This implies that higher interest rates must be offered on long-term securities in order to induce people to depart from short, safe securities. This may be a correct interpretation of individuals' preferences; it is clearly an invalid interpretation for certain institutions. For life companies and pension trusts there are strong motivations, deriving from the nature of their liability contracts, in favor of long maturities as the riskless asset. Hence the predictable impact of these institutions acting alone (apart from expectations) is a downward sloping maturity yield function.

Appendix A

The following is Reddington's [8] derivation of the conditions for an Immunized portfolio.

Let $V_A = \Sigma v^t (A_t + r_t)$

$$V_L = \Sigma v^t L_t$$

Given $v = e^{-\delta}$; $\delta = \log (1+i) =$ "force of interest"

Assume that these are continuous distributions and that $V_A = V_L$. Then a change of interest from δ to $(\delta + \epsilon)$, with a consequent change of V_A and V_L to V'_A and V'_L , is given by Taylor's Theorem:

$$V'_A - V'_L = (V_A - V_L) + \epsilon \frac{d(V_A - V_L)}{d\delta} + \frac{\epsilon^2}{2!} \cdot \frac{d^2(V_A - V_L)}{d\delta^2} + \dots$$

The first term of the expansion vanishes since $V_A = V_L$. It is clear that if there is to be no profit or loss whatever from the change in the force of interest then all the successive derivatives must vanish. In practice the first derivative is the most important for small changes of the rate of interest and therefore the Fund is defined as immunized if the assets are so invested that $\frac{d(V_A - V_L)}{d\delta}$ is zero.

If the second derivative is positive, then, since the coefficient $\frac{\epsilon^2}{2!}$ is positive whether ϵ is positive or negative, any change in the force of interest will result in a profit to the Fund so long as the change is not so large that the higher terms in the expansion begin to take effect.

It is desirable, therefore, ... that $\frac{d^2(V_A - V_L)}{d\delta^2}$ should be positive.

A satisfactory immunization policy can, therefore, be expressed symbolically in two equations.

$$(1) \quad \frac{d(V_A - V_L)}{d\delta} = 0$$

$$(2) \quad \frac{d^2(V_A - V_L)}{d\delta^2} > 0$$

These can then be expanded into the two equations given in the text.

Appendix B: the example of Immunization

a) Table IIa lists the detailed figures from which Figure 5 is derived. Table IIb lists the detailed figures for the present values of the interest flow. These charts refer to part (a) of the example. There is no change of coupon rates since all assets are assumed invested at the time of the supposed interest changes.

Table IIa

Interest rates	L_t				$\Sigma v^t I_t$	$\Sigma v^t (A_t + r_t)$	A_t		$\Sigma v^t A_t$
	-30(5)	60(15)	50(25)	20(35)	100	25.2(40)	25.2(66)	50.3	
0.5%	-29.26	55.67	44.14	16.79	87.35	96.69	20.60	18.09	38.70
1.5%	-27.85	47.99	34.46	11.88	66.48	68.34	13.87	9.42	23.28
2.5%	-26.51	41.43	26.97	8.43	<u>50.31</u>	<u>50.31</u>	9.37	4.93	14.30
3.5%	-25.26	35.81	21.16	6.00	37.71	38.524	6.35	2.60	9.13
4.5%	-24.08	31.00	16.66	4.29	27.88	30.49	4.32	1.38	5.70

Table IIb

Interest rates	$t_1 \rightarrow t_{40}$		$t_{41} \rightarrow t_{66}$		$\Sigma v^t r_t$
	r per yr.	$\Sigma v^t r_t$	r per yr.	$\Sigma v^t r_t$	
0.5%	1.258	45.50	.629	12.48	57.99
1.5%	1.258	37.64	.629	7.42	45.05
2.5%	1.258	31.57	.629	4.44	36.01
3.5%	1.258	26.87	.629	2.53	29.39
4.5%	1.258	23.15	.629	1.64	24.79

b) Immunization requires a new solution of \bar{t}_A for each change of r as well as for each change of L_t . Hence in parts b and c, the four changes of interest rate were presented, the correct method of solution would be:

- 1) find new \bar{t}_L for each new r rate,
- 2) find new required \bar{t}_A , given \bar{t}_L ,
- 3) find maturity term for the marginal investment of the 36.78, such that \bar{t}_A of the entire portfolio equals the required \bar{t}_A .

Whenever the portfolio is reimmunized, perhaps every three to five years, the above process must be accomplished. The different required \bar{t}_A 's of the interest rate are:

- if $r = .005$, then $\bar{t}_L = 16.67 = a_{\bar{n}}$; $n = \bar{t}_A = 17.6$
 $r = .015$, then $\bar{t}_L = 16.17 = a_{\bar{n}}$; $n = \bar{t}_A = 18.7$
 $r = .025$, then $\bar{t}_L = 15.70 = a_{\bar{n}}$; $n = \bar{t}_A = 20.1$
 $r = .035$, then $\bar{t}_L = 15.27 = a_{\bar{n}}$; $n = \bar{t}_A = 22.2$
 $r = .045$, then $\bar{t}_L = 15.02 = a_{\bar{n}}$; $n = \bar{t}_A = 25.8$

Thus it is seen that the "correct" term of investment for the 36.78 would have been less than 7 years for low interest rates and greater than 7 years for high interest rates. In this situation the portfolio remained Immunized even without considering this effect.

BIBLIOGRAPHY

- [1] Bailey, A. H., Esq., "On the Principles on which Funds of Life Assurance Societies should be Invested," The Journal of the Institute of Actuaries, Cambridge, England--hereafter called The Journal, Vol. 10 (1862), pp. 142-147.
- [2] Coutts, C.R.V., "Notes on Life Assurance Investment Policy," The Journal, Vol. 56 (1925), pp. 121-152.
- [3] Penman, W., "A Review of Investment Principles and Practices," The Journal, Vol. 64 (1933), pp. 387-427.
- [4] Murray, A.C., "The Investment Policy of Life Assurance Offices," Transactions of the Faculty of Actuaries, Edinburgh, Scotland, Vol. 16, (1937)--hereafter called Transactions.
- [5] Koopmans, T.C., "The Risk of Interest Fluctuations in Life Insurance Operations," an unpublished manuscript prepared in 1942 while the author was associated with the Penn Mutual Life Insurance Company.
- [6] Pegler, J.B.H., "The Actuarial Principles of Investment," The Journal, Vol. 74 (1948), pp. 179-211.
- [7] Kirton, R.J. and A. T. Haynes, "The Structure of a Life Office," Transactions, Vol. 21, (1953).
- [8] Reddington, F. M., "Review of the Principles of Life-Office Valuation," Journal of the Institute of Actuaries, Vol. 78 (1952), pp. 286-340.
- [9] Bagley, G.V. and W. Perks, "A Consistent System of Investment and Bonus Distribution for a Life Office," The Journal, Vol. 79 (1953), pp. 14-73.
- [10] Anderson, J.L. and J. D. Binns, "The Actuarial Management of a Life Office," The Journal, Vol. 83 (1957), pp. 112-152.

- [11] Hood, W.C. and O. W. Main, "The Role of the Canadian Life Insurance Companies in the Post-War Capital Market," The Canadian Journal of Economics and Political Science, Vol. XXII (November, 1956).
- [12] Clayton, G. and W. T. Osborn, "Insurance Companies and the Capital Market," The Three Banks Review, No. 37 (March, 1958).
- [13] Anderson, W. M., "The Long View of Life Insurance Investment," General Proceedings, American Life Convention, 1954; pp. 355-72.
- [14] Robinson, J., The Rate of Interest, (MacMillan, 1952), pp. 1-28.
- [15] Clarke, H.G., "A Broad Analysis of the Problem of the Investment of Life Funds," The Journal, Vol. 80 (1954), pp. 335-89.
- [16] Hicks, J., Value and Capital, (Oxford University Press, 1939), p. 146.